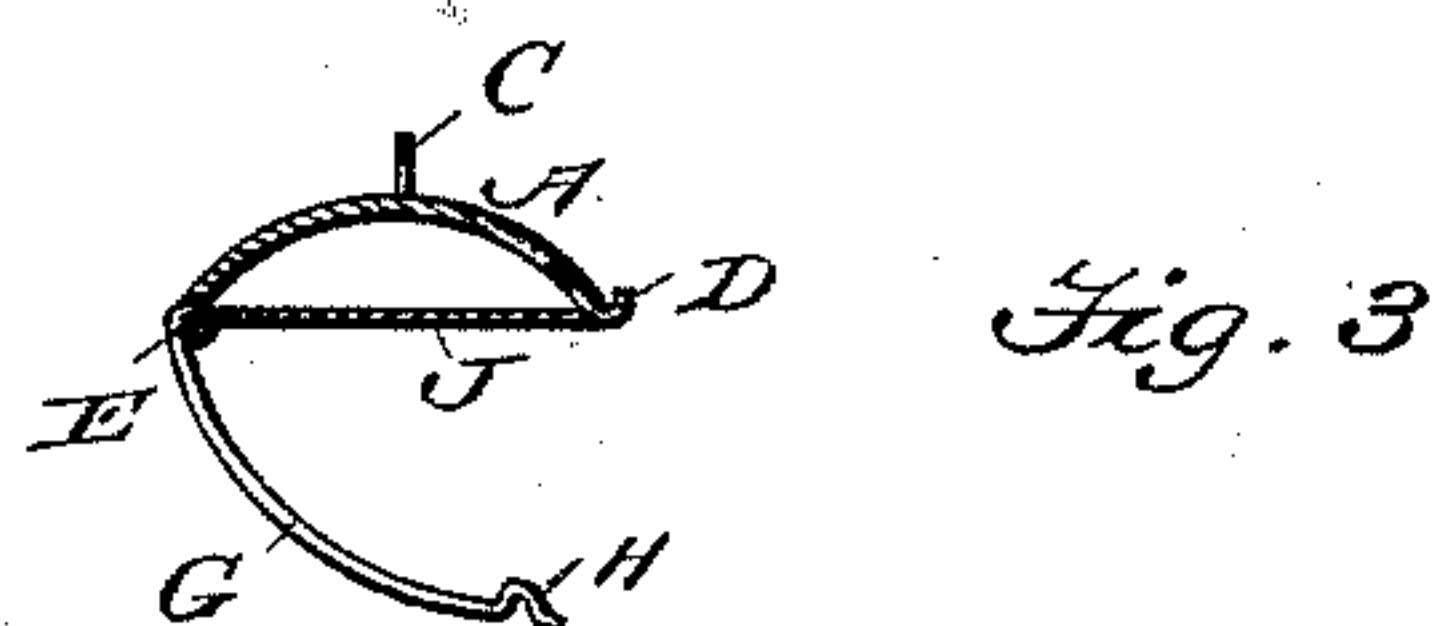
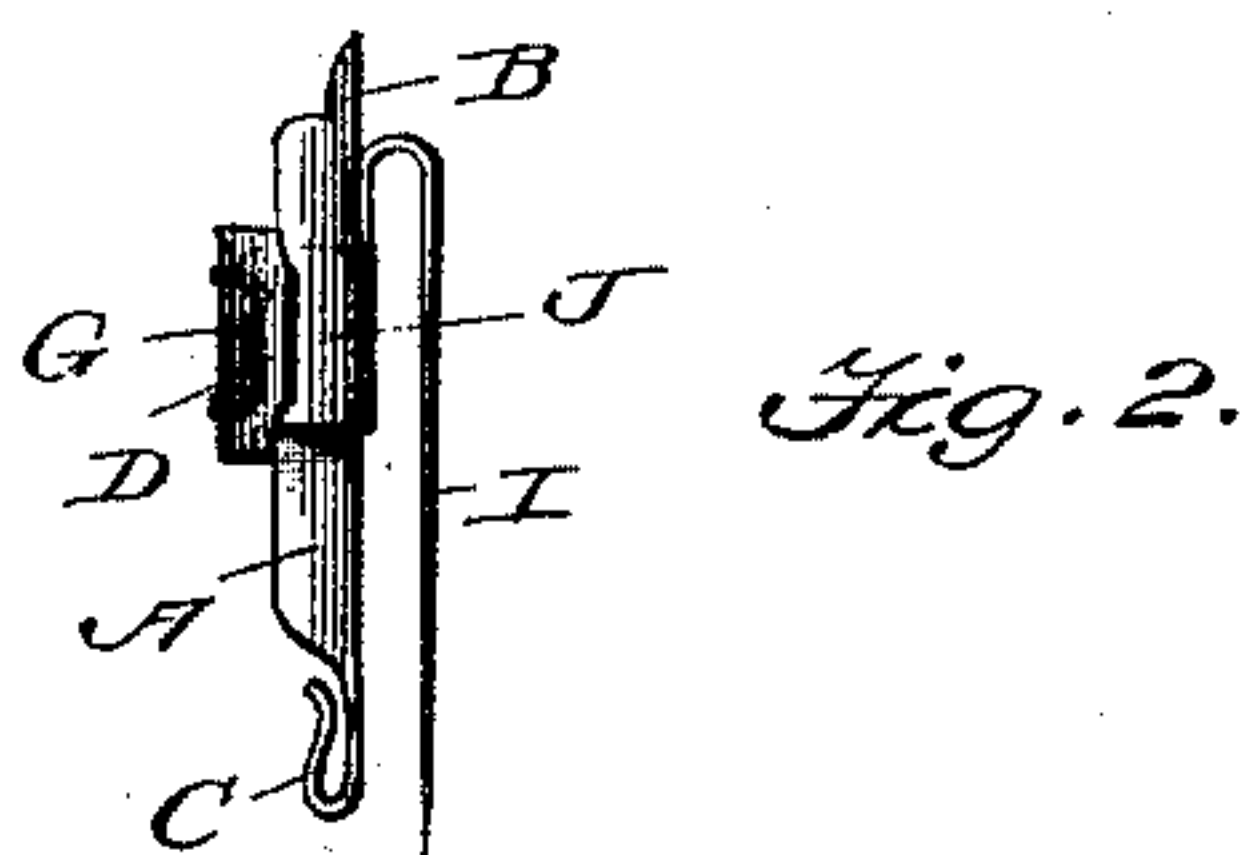
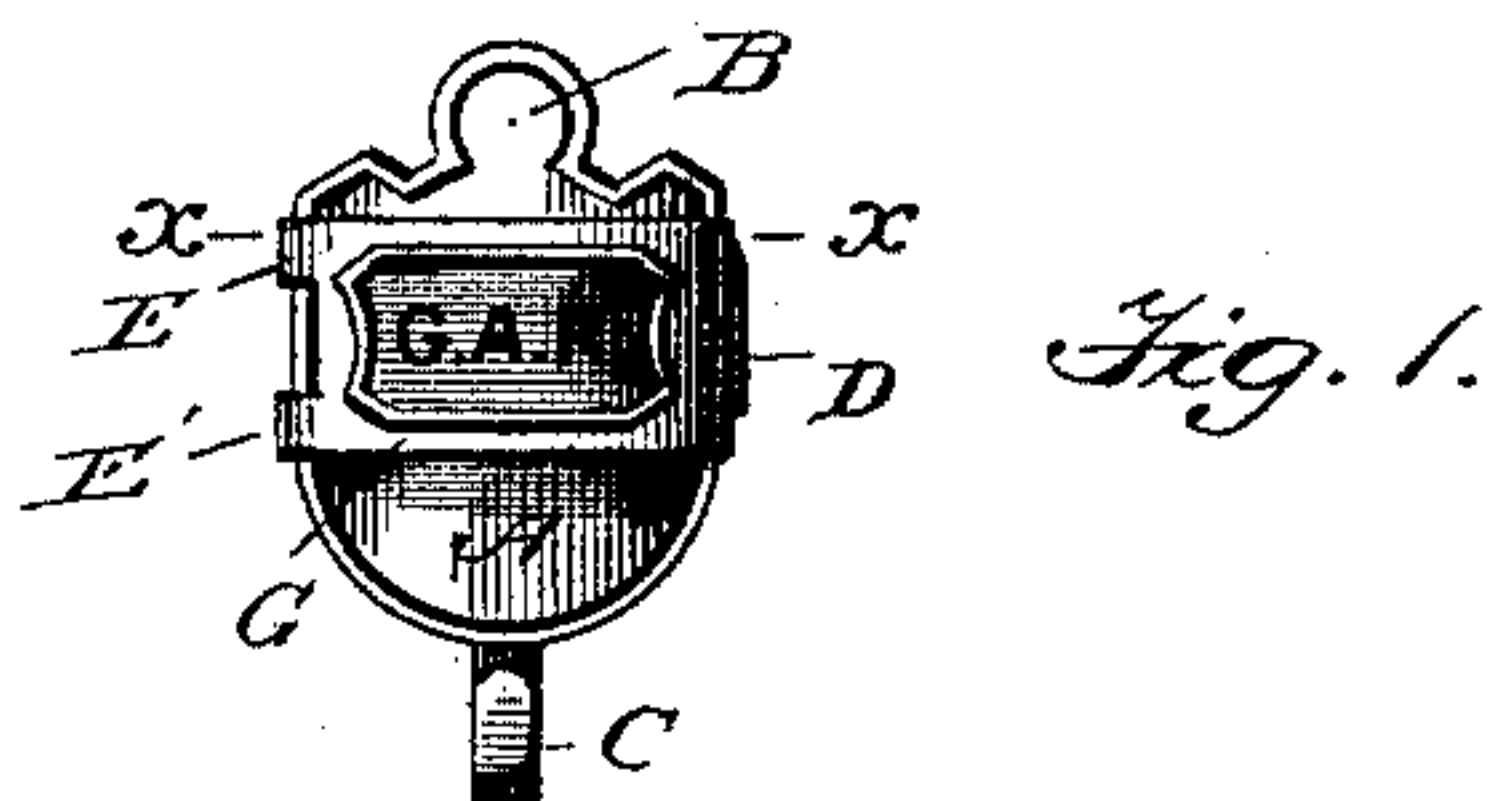


(No Model.)

J. B. HANNAN.
BOUQUET AND BADGE HOLDER.

No. 483,719.

Patented Oct. 4, 1892.



Witnesses:

Edw. A. Wheeler
Wm. J. Moore

John B. Hannan,
Inventor:

By Thomas E. Barrow,
Attorney.

UNITED STATES PATENT OFFICE.

JOHN B. HANNAN, OF WIDOWSVILLE, OHIO.

BOUQUET AND BADGE HOLDER.

SPECIFICATION forming part of Letters Patent No. 483,719, dated October 4, 1892.

Application filed December 7, 1891. Serial No. 414,287. (No model.)

To all whom it may concern:

Be it known that I, JOHN B. HANNAN, a citizen of the United States, residing at Widows-ville, in the county of Ashland and State of Ohio, have invented certain new and useful Improvements in Bouquet and Badge Holders; and I do declare the following to be a full, clear, and exact description of the invention, such as will enable others skilled in the art to which it appertains to make and use the same.

My invention relates to improvements in bouquet and badge holders; and the objects are, first, to provide a bouquet and badge-holder to be attached to the garment and held without any liability of becoming detached; second, to so construct the same that a bouquet or badge can be readily placed in the holder and obviate all danger of the bouquet or badge falling from the holder, and, third, to make a cheap, durable, and efficient means for the purpose stated, at the same time to be artistic in design. I attain these objects by the mechanism illustrated in the accompanying drawings, in which—

Figure 1 is a front view embodying my invention. Fig. 2 is an edge view of same. Fig. 3 is a transverse sectional view taken on line *x x*, Fig. 1.

Similar letters refer to similar parts throughout the several views.

A indicates a metallic plate, which may be of any design at the upper end B. The said plate is provided at its lower end with a downwardly-projecting bar C, which is bent upon itself and formed into a spring-hook. The hook is for the purpose of suspending a badge or any other article required. The plate A is bent concave longitudinally and is formed upon one edge to form a catch D. The opposite edge is formed into a double hinge E and E', to which is hinged the spring lid or cap G. The said lid is constructed convex upon the outer face and may be pressed in any design or letters denoting any order. The outer edge is formed into a spring-catch H, which impinges the edge of the plate A at D. This catch holds the lid or cap in the position shown in Figs. 1 and 2.

I indicates a pin, which is secured to the back of the concave plate A and is for the purpose of securing the holder to the garment.

J indicates a band, which is preferably soft rubber, which passes around the plate A between the hinges E and E'. The catch D passes through the rubber band. This holds the band in position, as shown. It will be seen that the band passes centrally across the opening formed by the lid G and plate A. When a bouquet is placed in the holder, the lid G is opened, the stems of the bouquet are placed upon the rubber band J, and the lid G closed. It will be readily seen that when the lid is closed the bouquet is clamped between the rubber band and the lid, the rubber preventing the bouquet from slipping from the holder. The object of the rubber band passing around the back of the plate A and between the plate and the pin I is for the purpose of holding the cloth between the rubber and pin.

The invention is so simple in construction that it will not be necessary to give any further description.

I do not wish to limit myself to the exact design or construction, as it may be varied without departing from the spirit of the invention.

What I claim as my invention, and desire to secure by Letters Patent, is—

A bouquet and badge holder consisting of the plate A, having a catch D on one edge and hinges E upon the opposite edge, a spring-hook C, formed upon the lower end of said plate, a spring-lid G, hinged to the plate A, a pin I, secured to the back of the plate A, and an elastic band secured to the concave plate in rear of the hinged cover for securing a bouquet, arranged as shown, and for the purpose set forth.

In testimony whereof I affix my signature in presence of two witnesses.

JOHN B. HANNAN.

Witnesses:

R. C. BOALS,
E. C. WILES.