

(No Model.)

A. LUSTIG.
VEST AND DRAWERS HOLDER.

No. 483,462.

Patented Sept. 27, 1892.

Fig. 1.

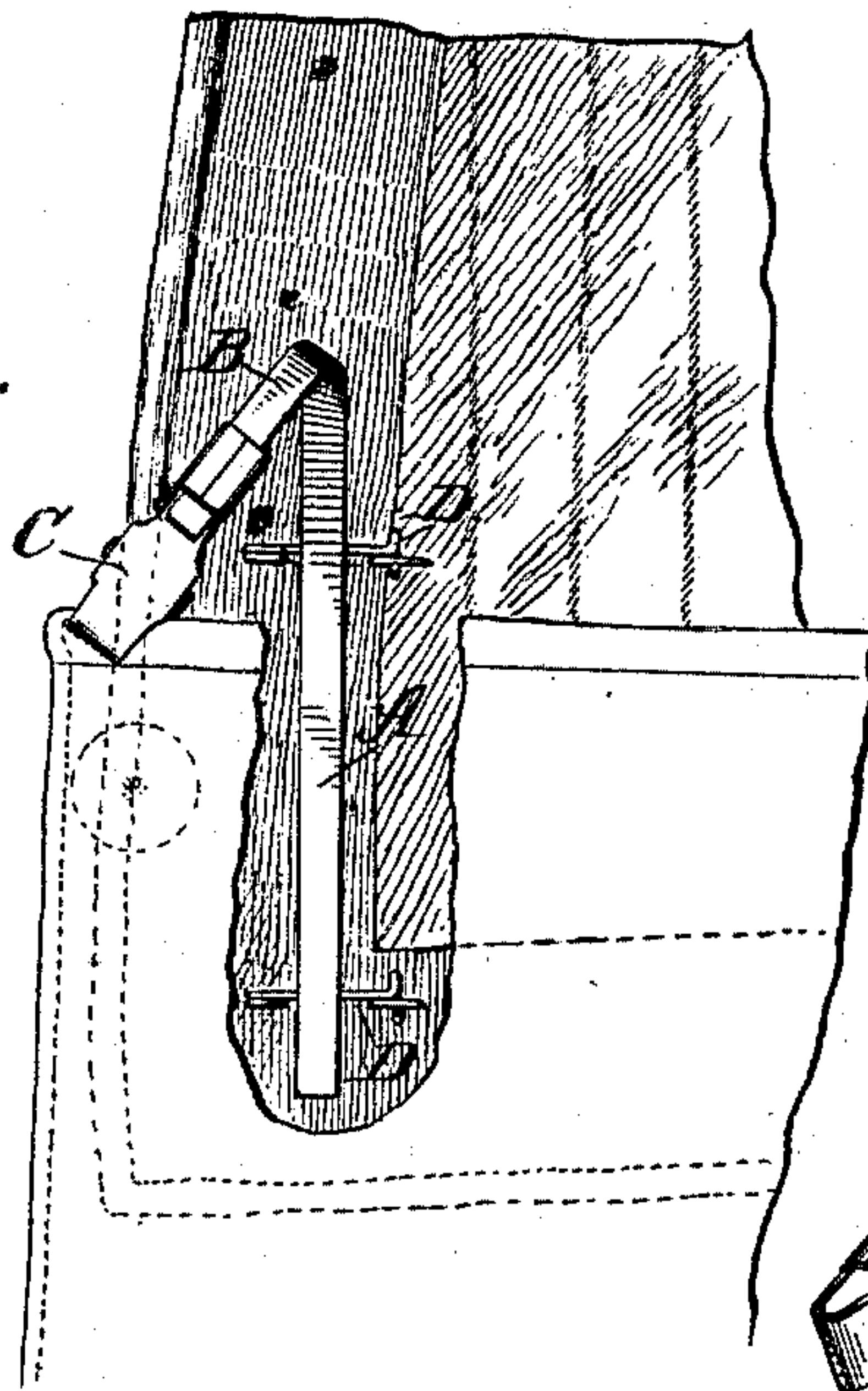


Fig. 3.


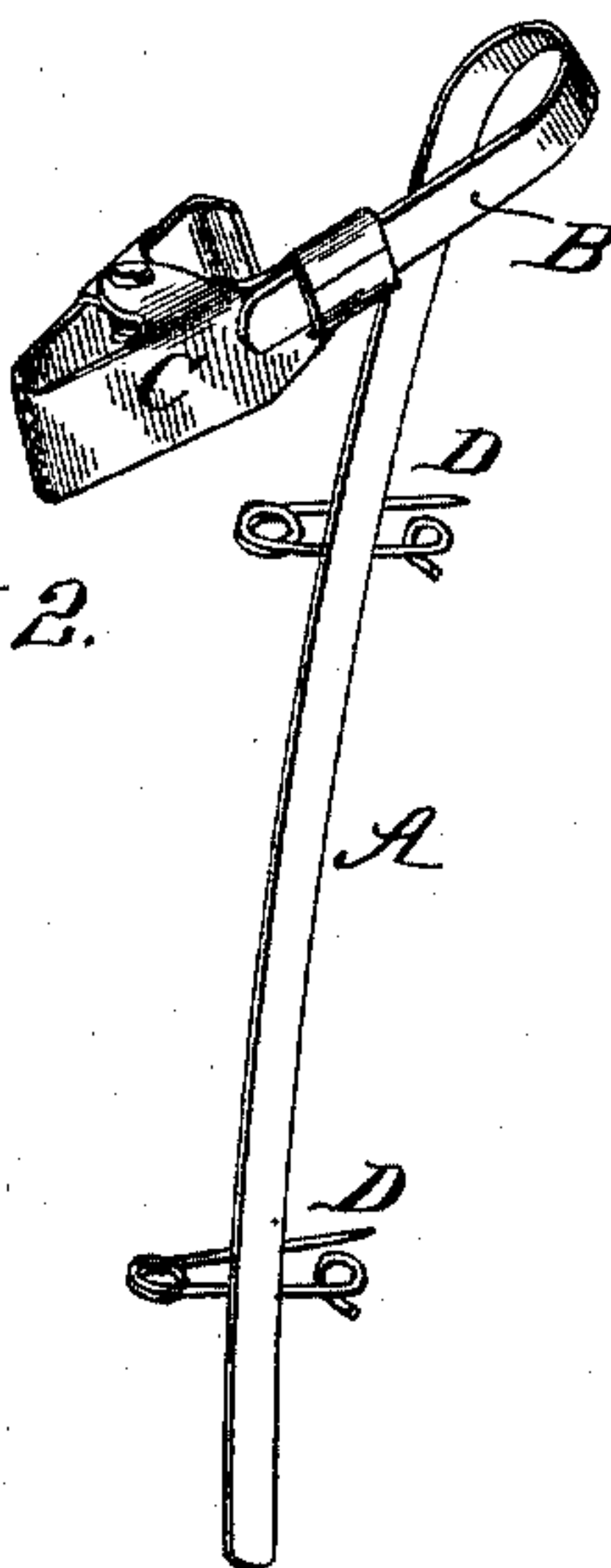


Fig. 2.



WITNESSES:
Fred G. Dieterich
P. B. Turpin.

INVENTOR:
Albert Lustig.
BY *Munn & Co.*
ATTORNEYS

UNITED STATES PATENT OFFICE.

ALBERT LUSTIG, OF CORSICANA, TEXAS.

VEST AND DRAWERS HOLDER.

SPECIFICATION forming part of Letters Patent No. 483,462, dated September 27, 1892.

Application filed June 4, 1892. Serial No. 435,574. (No model.)

To all whom it may concern:

Be it known that I, ALBERT LUSTIG, residing at Corsicana, Navarro county, in the State of Texas, have invented a new and useful Improvement in Vest and Drawers Holders, of which the following is a specification.

My invention is an improved vest and drawers holder; and it consists in the novel features hereinafter described, and pointed out in the claims.

In the drawings, Figure 1 shows the invention as in use. Fig. 2 is a perspective view of the improved device, and Fig. 3 is an edge view thereof.

The holder comprises a main bar or strip of metal A, having at one end a downwardly-projecting arm or portion B, provided with a clasp C for connecting with the drawers, the bar A having fastening devices D for connection with the vest. Such may be said to be the broad features of my device. In defining its specific construction, and as shown, it may be said to be composed of the bar A, of resilient material, having sufficient elasticity to permit it to hold the vest down and from wrinkling at its lower portion and permit such movement as desired without breaking and without forming a rigid unyielding connection. At or near its opposite end, in practice its lower and upper ends, I provide the fastening devices D, which are preferably safety-pins fixed to the bar A and adapted for convenient connection with the vest. The downwardly-projecting portion B is preferably bent from the end of the bar A and is inclined to said bar, so as to bring its end with the clasp C to one side of the bar A, as shown.

In use the bar A is secured by its fastenings D within the vest and to the side of such garment carrying the buttons. It will be seen that its fastening devices, being connected

with the vest near the upper and lower ends of the bar A, serve to keep the lower portion of the vest taut, and also operate to furnish a firm connection or support for the arm B. This arm B has at its lower end the clasp C, which connects with the drawers, so that the vest operates to support the drawers, and at the same time is held down by the stress of the drawers. The arm B is preferably bent slightly outward at its lower end, which tends to hold the clasp away from the stomach and prevents it from pressing thereon.

It will be understood that the holder or supporter may be made in different sizes to fit different people.

Having thus described my invention, what I claim, and desire to secure by Letters Patent, is—

1. As an improved article of manufacture, the vest and drawers holder herein described, consisting of the main bar A, having the arm B bent downward from its upper end and provided with a clasp C for connecting with the drawers, the main bar being also provided near its upper and lower ends with safety-pins for connection with the vest, all substantially as and for the purpose set forth.

2. The vest and drawers holder herein described, consisting of the main bar A, provided near its upper and lower ends with fastening devices and having an arm B bent downward from the upper end of and deflected to one side of the said main bar and provided at the extremity of said arm B with a clasp as C, all substantially as and for the purposes set forth.

ALBERT LUSTIG.

Witnesses:

D. L. BLACKMON,
D. C. REDDEN.