

(No Model.)

A. L. LEWIS.
WINDOW CLEANER.

No. 483,359.

Patented Sept. 27, 1892.

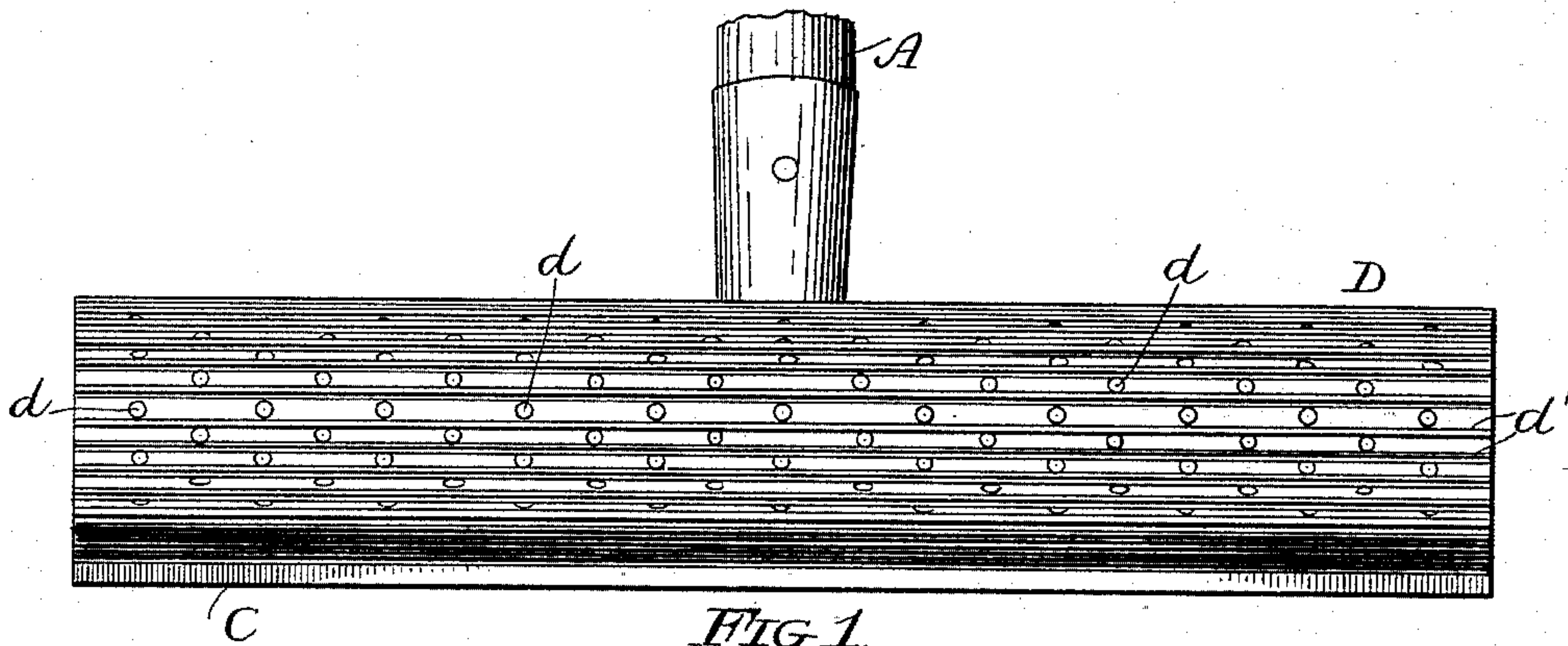


FIG. 1.

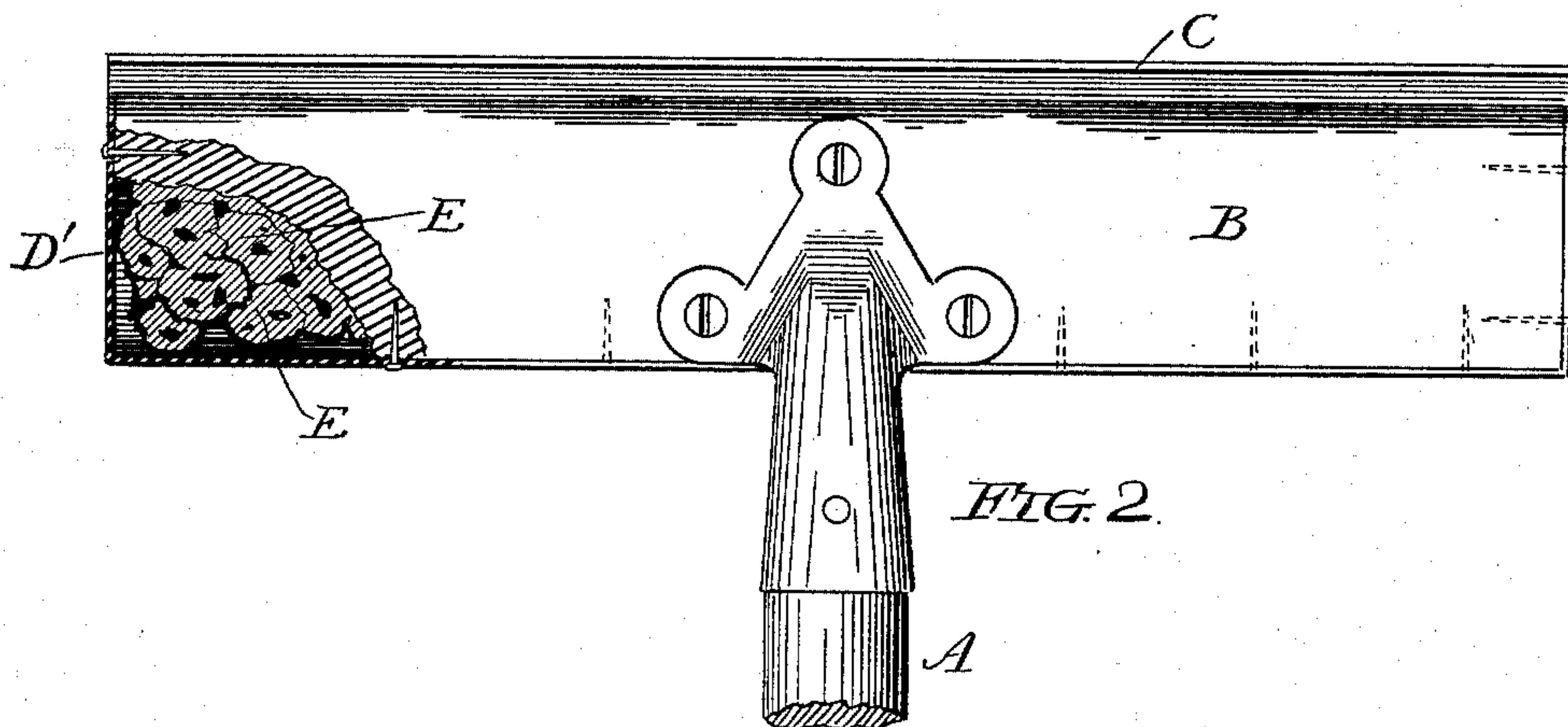


FIG. 2.

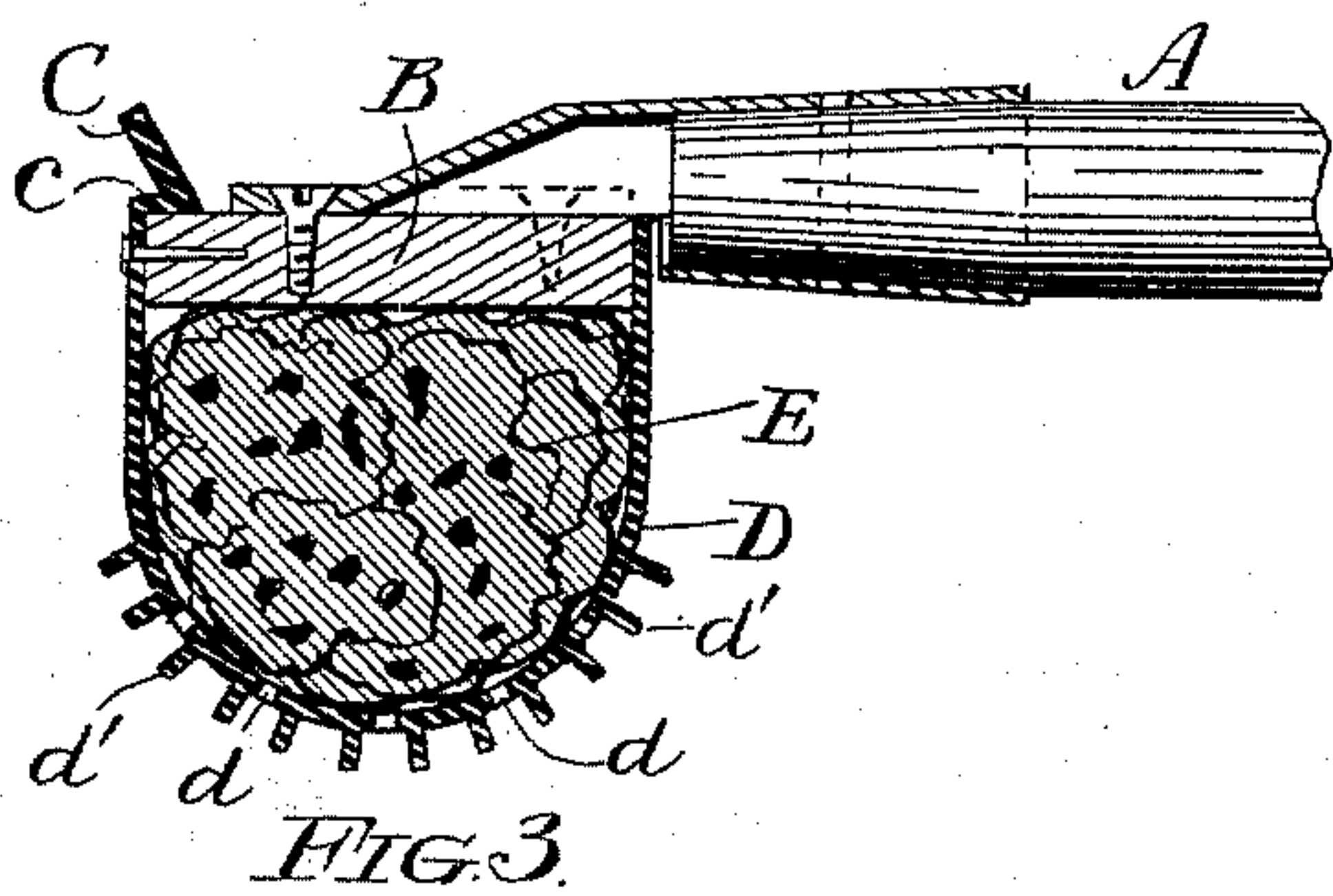


FIG. 3.

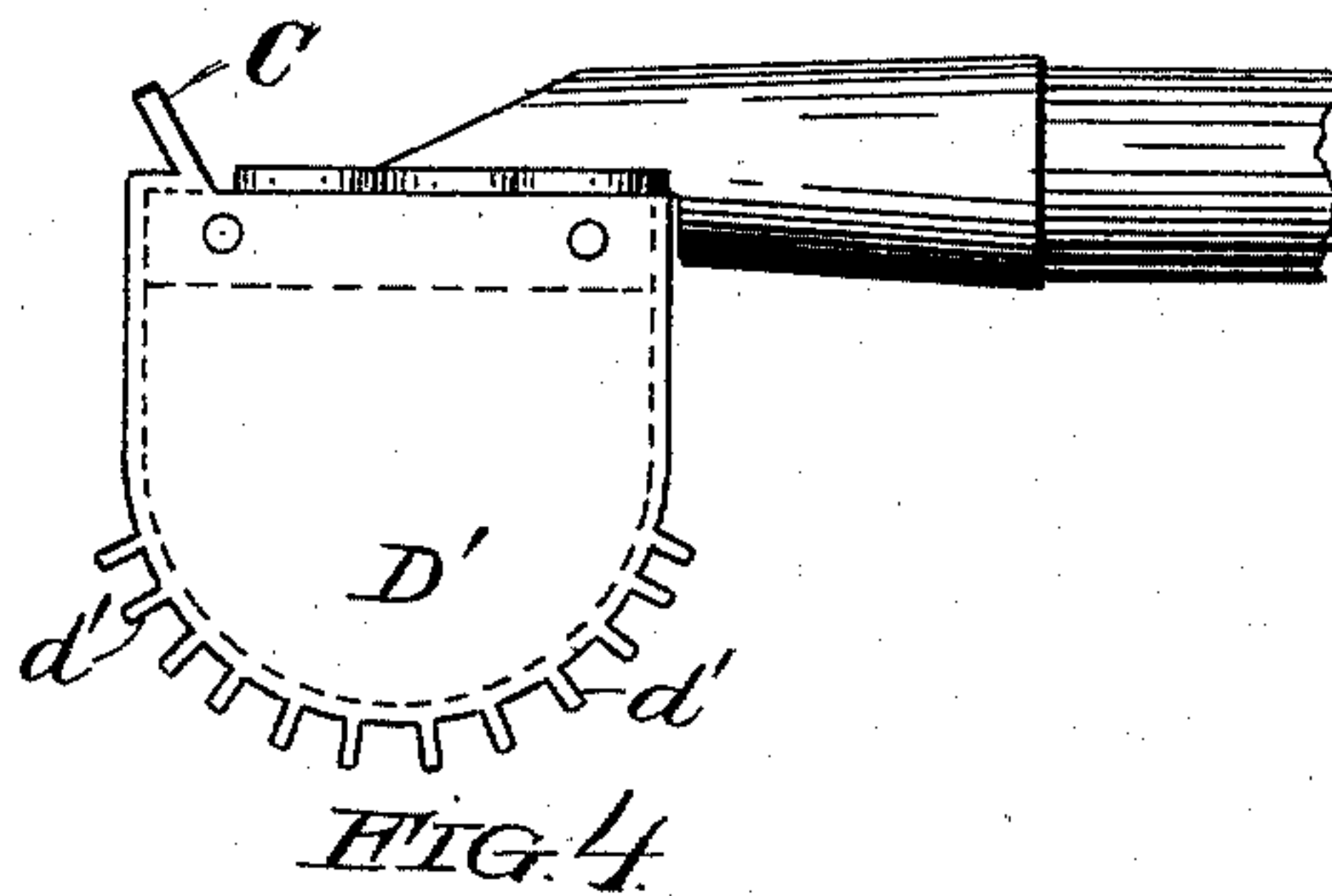
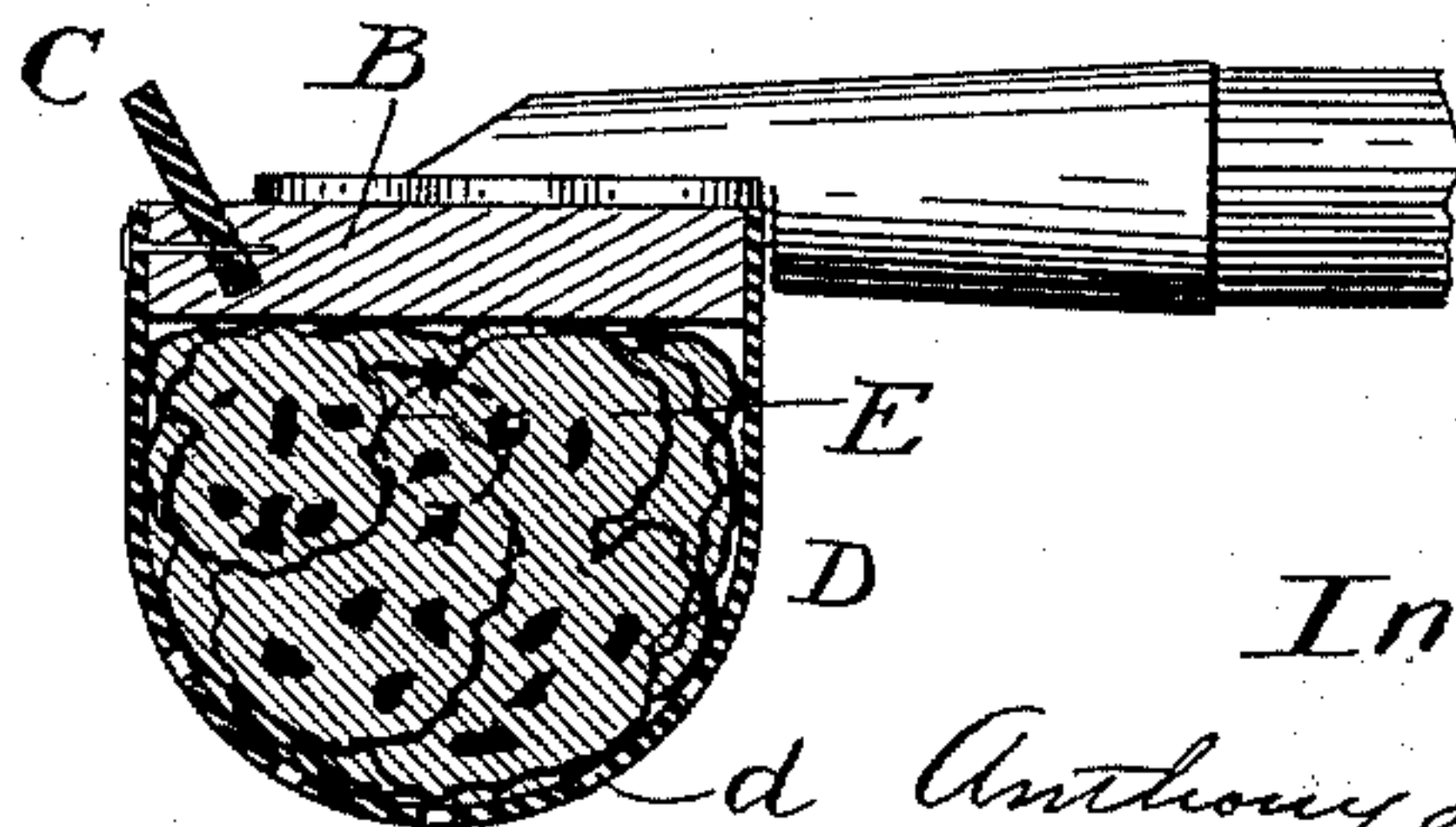


FIG. 4.



Witnesses:
J. Halpenny.
G. Hystum

Inventor:
Anthony L. Lewis
By Girdley & Hopkins
His Attorneys.

UNITED STATES PATENT OFFICE.

ANTHONY L. LEWIS, OF EVANSTON, ILLINOIS.

WINDOW-CLEANER.

SPECIFICATION forming part of Letters Patent No. 483,359, dated September 27, 1892.

Application filed September 4, 1891. Serial No. 404,787. (No model.)

To all whom it may concern:

Be it known that I, ANTHONY L. LEWIS, a citizen of the United States, residing at Evanston, in the county of Cook and State of Illinois, have invented certain new and useful Improvements in Window-Cleaners, of which the following is a specification, reference being had to the accompanying drawings, which are made a part hereof, and in which—

Figures 1 and 2 are elevations of the improved cleaner viewed from the bottom and top, respectively. Figs. 3 and 4 are respectively a transverse section and an end elevation thereof. Fig. 5 is a transverse section of a modification thereof.

The present invention relates to window-cleaners having a flexible reservoir that will carry a supply of water sufficient for washing a number of windows and a scraper of customary construction so arranged that by going over the window with the working side of the reservoir it will be thoroughly wet, and by again going over it with the scraper the water will be removed.

The object of my present invention is to improve window-cleaners of this class; and to this end my invention consists in certain features of novelty that are particularly pointed out in the claims hereinafter.

Referring to the drawings, A represents the handle; B, the body, (preferably a block of wood;) C, the scraper, and D the reservoir for containing the water. In the preferred form of the invention, Figs. 1 to 4, the reservoir is molded of soft rubber, the ends D' being integral with the sides, and it is open at one side only for the reception of the body-block B, to the edges of which it is tacked or otherwise suitably secured. Its walls are thin, so as to be flexible, and its rounded working surface is provided with a number of minute perforations *d* and longitudinal ribs or corrugations *d'*. These ribs are desirable, because they save the reservoir from a great deal of wear that it would otherwise be subjected to and because they more effectually remove the dirt than a smooth surface could. The scraper C is integral with the reservoir, the two being united by a short flange

or offset *c*, that rests against the top of the body-block, and may, if desired, be secured thereto. Within the reservoir there is a quantity of sponge E or other bibulous material that will hold the water by capillary attraction and give it up only as fast as it is forced to by pressure.

To use the cleaner thus constructed, it is immersed in water and allowed to remain until the sponge has by capillary attraction drawn in through the openings *d* sufficient water to thoroughly saturate it. The working surface of the reservoir is then placed against and moved over the surface of the glass to be cleaned, sufficient pressure being exerted to compress the walls of the reservoir and express from the sponge and through the perforations enough water to thoroughly wet the entire surface. When the glass has been completely gone over in this way and the dirt thoroughly softened and loosened, the scraper C is used in customary manner for removing the dirt and water.

The ribs *d'* may be omitted.

The scraper C may be separate and attached to the block independently of the reservoir, as shown by Fig. 5.

Having thus described my invention, the following is what I claim as new therein and desire to secure by Letters Patent:

1. A window-cleaner having a handle, a body, a flexible reservoir of impervious material secured thereto and having its working surface perforated, and a mass of bibulous material within said reservoir, substantially as set forth.

2. A window-cleaner having the handle A, the rigid body B, the india-rubber reservoir D, secured thereto and having the longitudinal ribs on its working surface, and having, also, perforations between said ribs, the bibulous material E within said reservoir, and the scraper C, said scraper and reservoir being attached to said body, substantially as set forth.

ANTHONY L. LEWIS.

Witnesses:

L. M. HOPKINS

J. HALPENNY.