

(No Model.)

P. H. FLYNN.  
GARTER ATTACHMENT.

No. 482,629.

Patented Sept. 13, 1892.

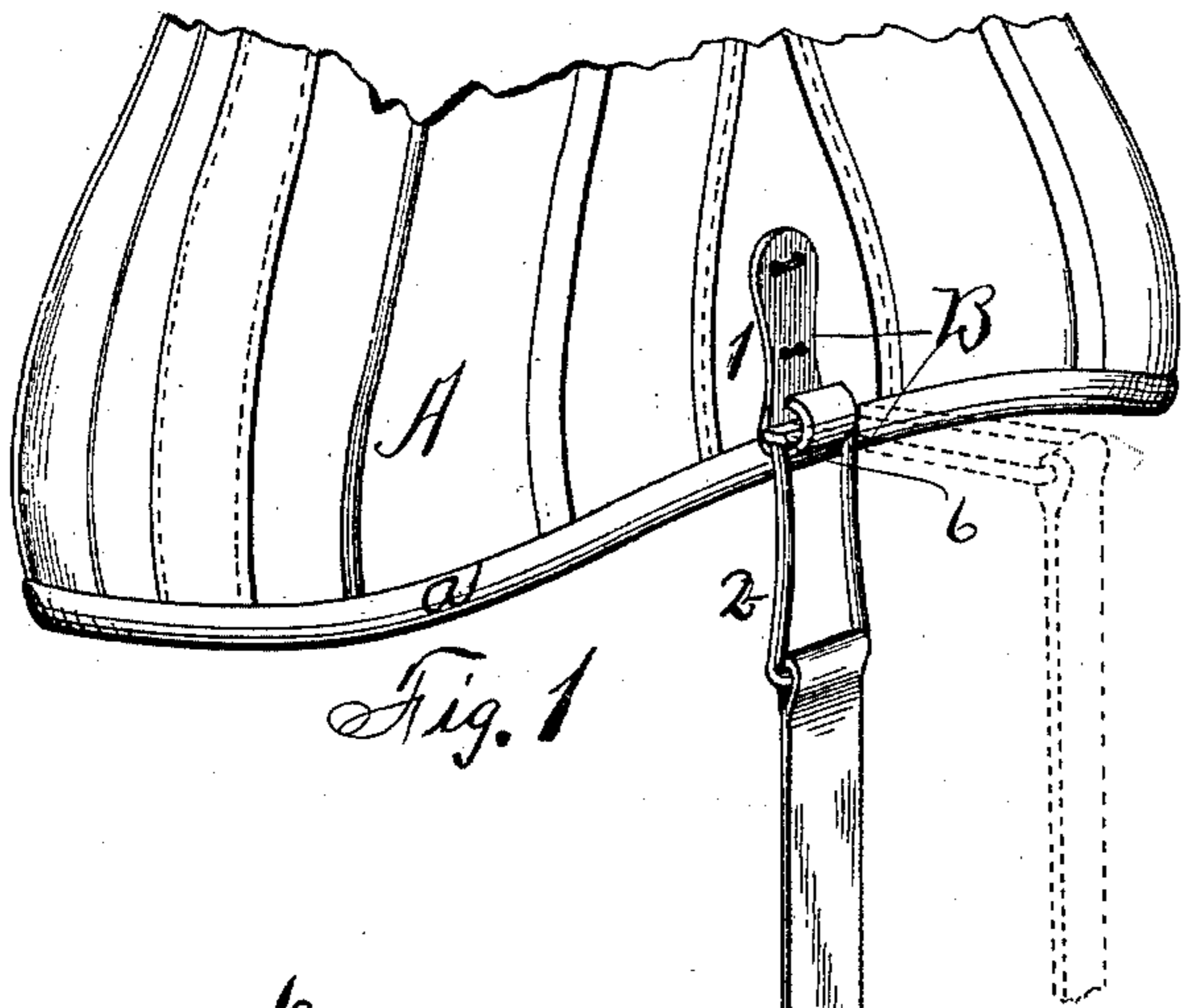


Fig. 1



Fig. 2

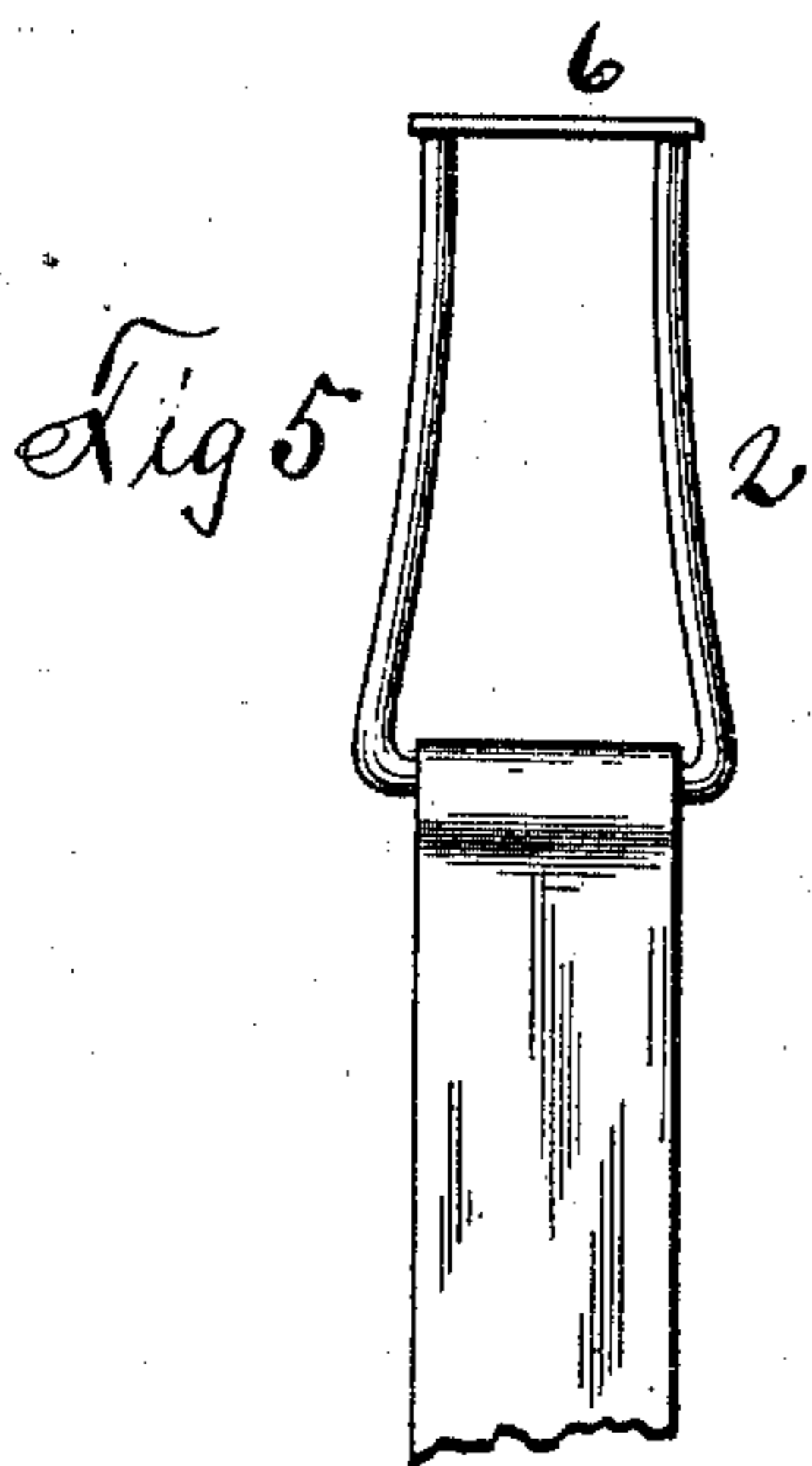


Fig. 5

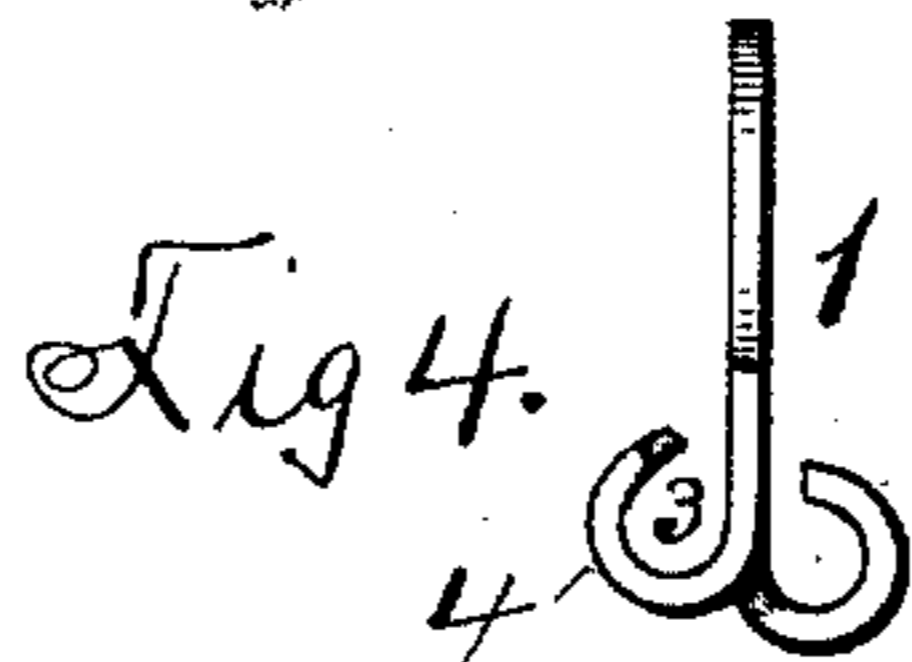


Fig. 4

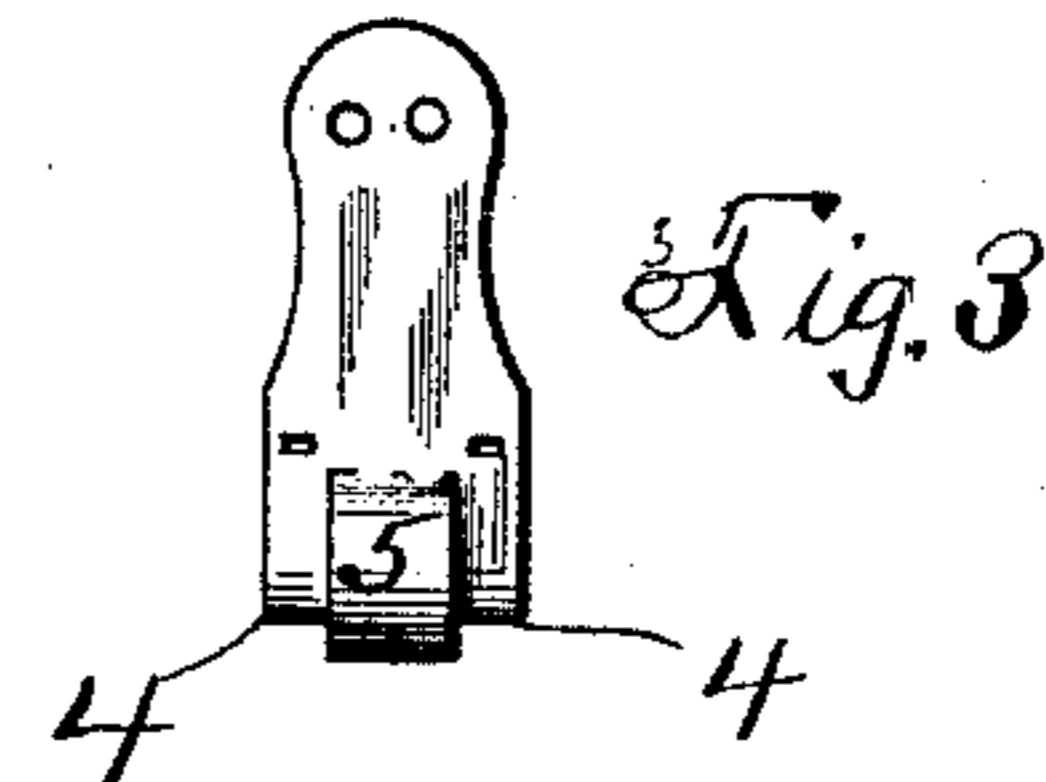


Fig. 3

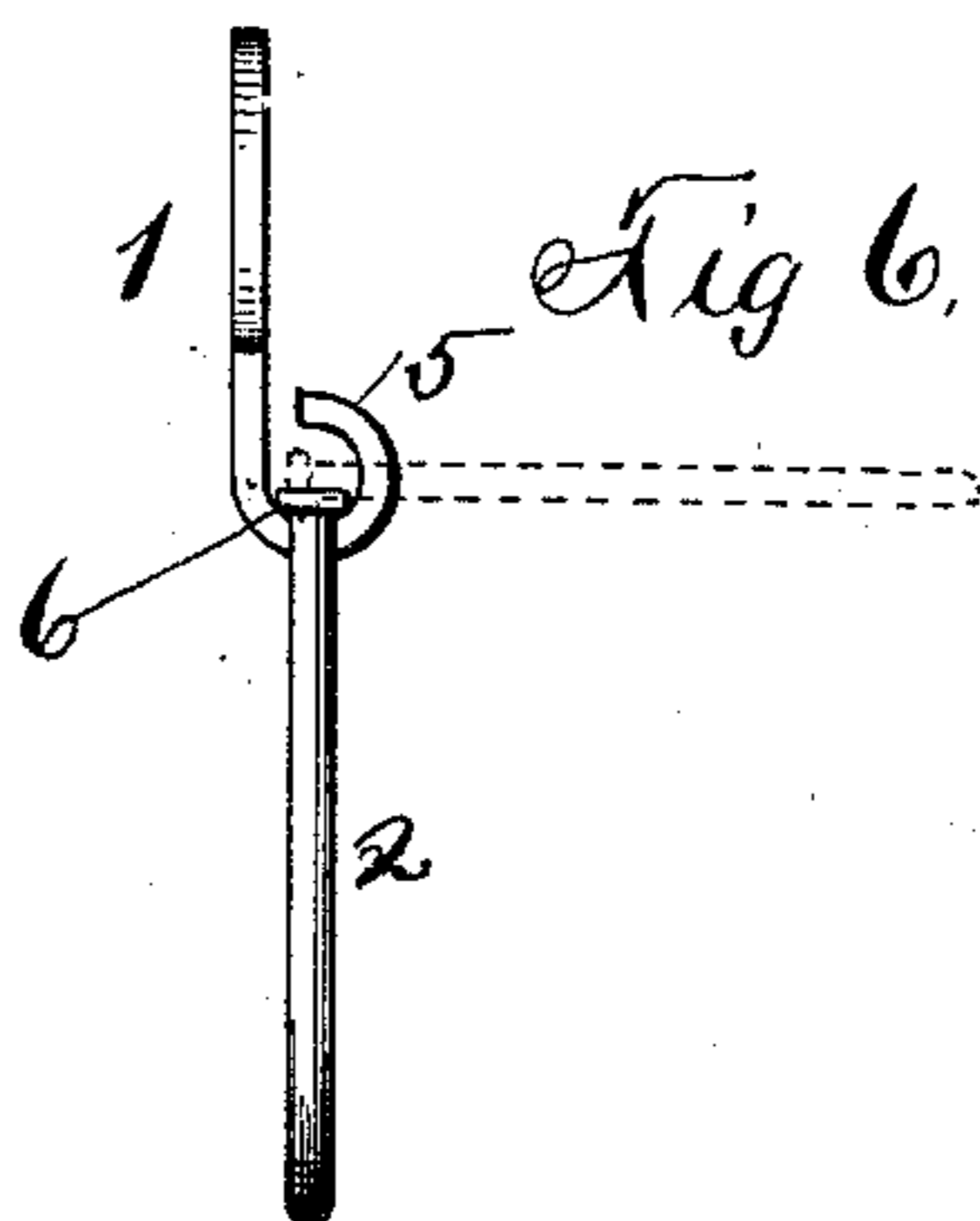


Fig. 6

WITNESSES:

H. A. Carhart.  
R. B. Thorne

INVENTOR,

Peter H. Flynn  
BY  
Smith & Benson  
ATTORNEYS

# UNITED STATES PATENT OFFICE.

PETER H. FLYNN, OF SYRACUSE, NEW YORK.

## GARTER ATTACHMENT.

SPECIFICATION forming part of Letters Patent No. 482,629, dated September 13, 1892.

Application filed May 12, 1892. Serial No. 432,703. (No model.)

*To all whom it may concern:*

Be it known that I, PETER H. FLYNN, of Syracuse, in the county of Onondaga, in the State of New York, have invented new and  
5 useful Improvements in Garter Attachments, of which the following, taken in connection with the accompanying drawings, is a full, clear, and exact description.

My invention relates to devices for sus-  
10 pending elastics or garters from corsets or other articles of underwear.

My object is to produce a device in two parts, one of which is secured to the corset, underwaist, or other garment, and the other  
15 part secured to the upper end of the elastic or garter and adapted to fit detachably therein, so that it may be readily and easily detached, cheap and durable in construction, and of great utility.

20 My invention consists in the several novel features of construction and operation hereinafter described, and which are specifically set forth in the claim hereto annexed. It is constructed as follows, reference being had  
25 to the accompanying drawings, in which—

Figure 1 is a view of the lower portion of a corset provided with my improved invention, showing an elastic secured thereto as it appears when in use and showing the upper  
30 end of the elastic in dotted lines as it appears when it is desired to detach the same. Fig. 2 is an isometrical elevation of the part of the device which is attached to the corset. Fig. 3 is a front view thereof. Fig. 4 is a side  
35 view thereof. Fig. 5 is an enlarged view of the upper end of the elastic and attachment. Fig. 6 is a view of the two parts of the invention detached, showing the lower part in dotted lines as it appears when about to be de-  
40 tached from the upper part.

For the purpose of illustrating the inven-  
tion I will apply to it a corset, although it will be readily seen that it may be applied to any other undergarment desired with the  
45 same force and effect.

A is the corset, provided upon its lower edge with a rim or bound edge, as shown at *a*.

B is a detachable suspending device con-

sisting of the parts 1 and 2. The part 1 consists of a body at its upper end and hav- 50 ing its lower end slotted, as shown, and eyes 3, formed by the outside fingers 4, which surround the lower edge of the corset, and the central finger 5 being turned up, forming a hook, for the purposes hereinafter set forth. 55 The upper end of the part 1 is here secured to the body of the corset by stitching, as shown. The part 2 consists of a loop at its lower end adapted to have the upper end of the garter or elastic secured thereto, as shown, 60 the upper end of which part 2 is provided with a thin bar 6.

My invention is operated as follows: The part 2 is first raised to the position shown in dotted lines in Fig. 1, so that the thin bar 6 65 will slide edgewise into the opening between the upper end of the outer hook and the body of the part 1, said opening being only of sufficient size to allow said bar 6 to slide in edgewise. When the part 2 takes its normal 70 position, as shown in Fig. 1, it will be observed that it will be impossible for it to work its way out of the hook. It will also be observed that inasmuch as its normal position is down when in use it will be impossible for it to 75 work up into the position shown in dotted lines, for the reason that the other exterior garments will keep it close down against the body.

Having described my invention, what I 80 claim, and desire to secure by Letters Patent, is—

A garter attachment consisting of a body having an outward and upward extending hook, means for securing the body to the gar- 85 ment, and a loop having a bar at its upper end, the width of said bar being greater than the distance between the point of the hook and body, as set forth.

In witness whereof I have hereunto set my 90 hand this 6th day of May, 1892.

P. H. FLYNN.

In presence of—

C. W. SMITH,

HOWARD P. DENISON.