

(No Model.)

W. R. COLE.

COMBINED HAT AND COAT HANGER AND CIGAR CUTTER.

No. 481,929.

Patented Sept. 6, 1892.

Fig. 1.

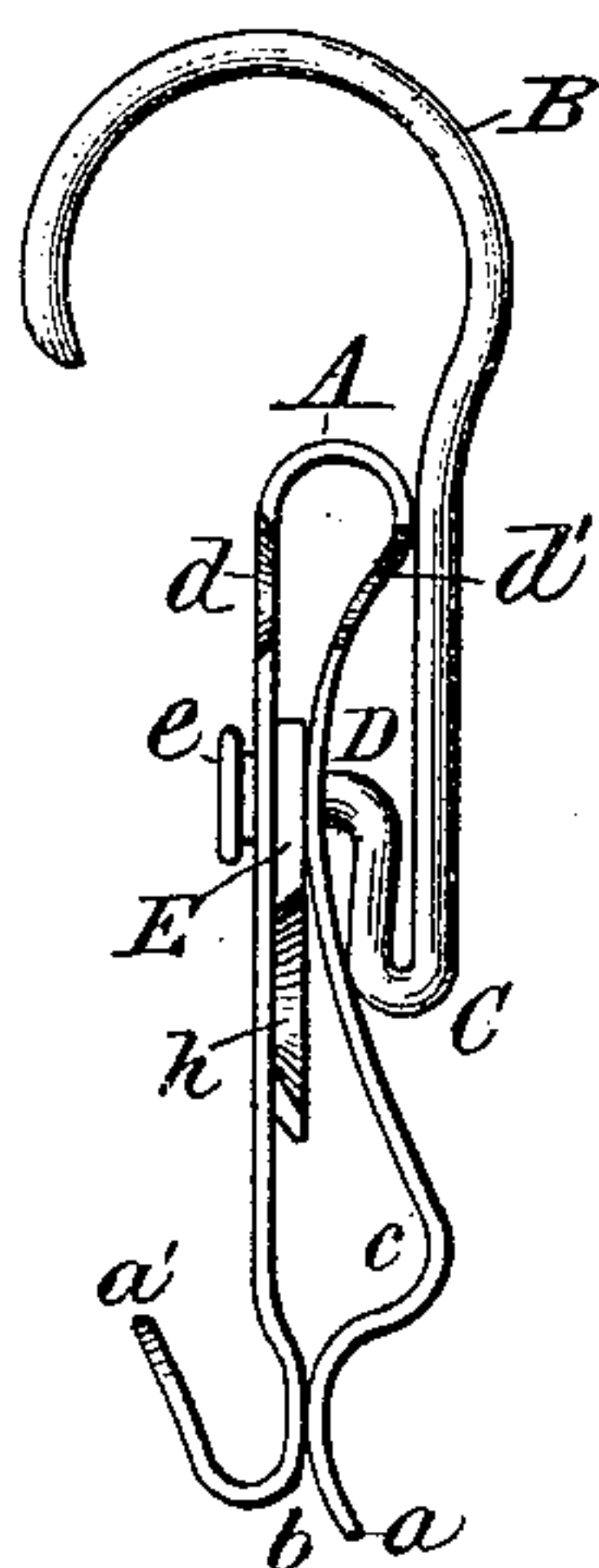


Fig. 2.

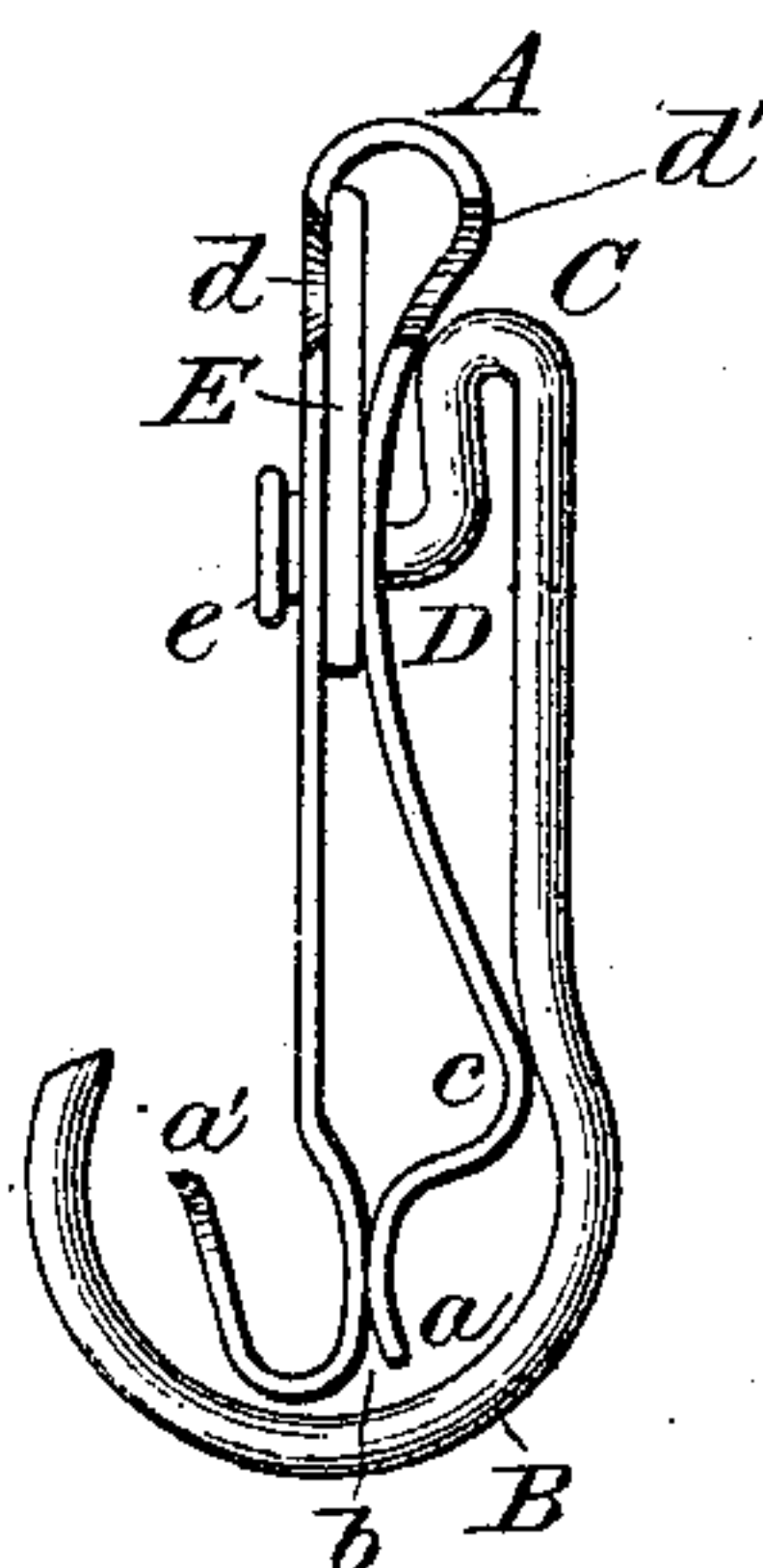
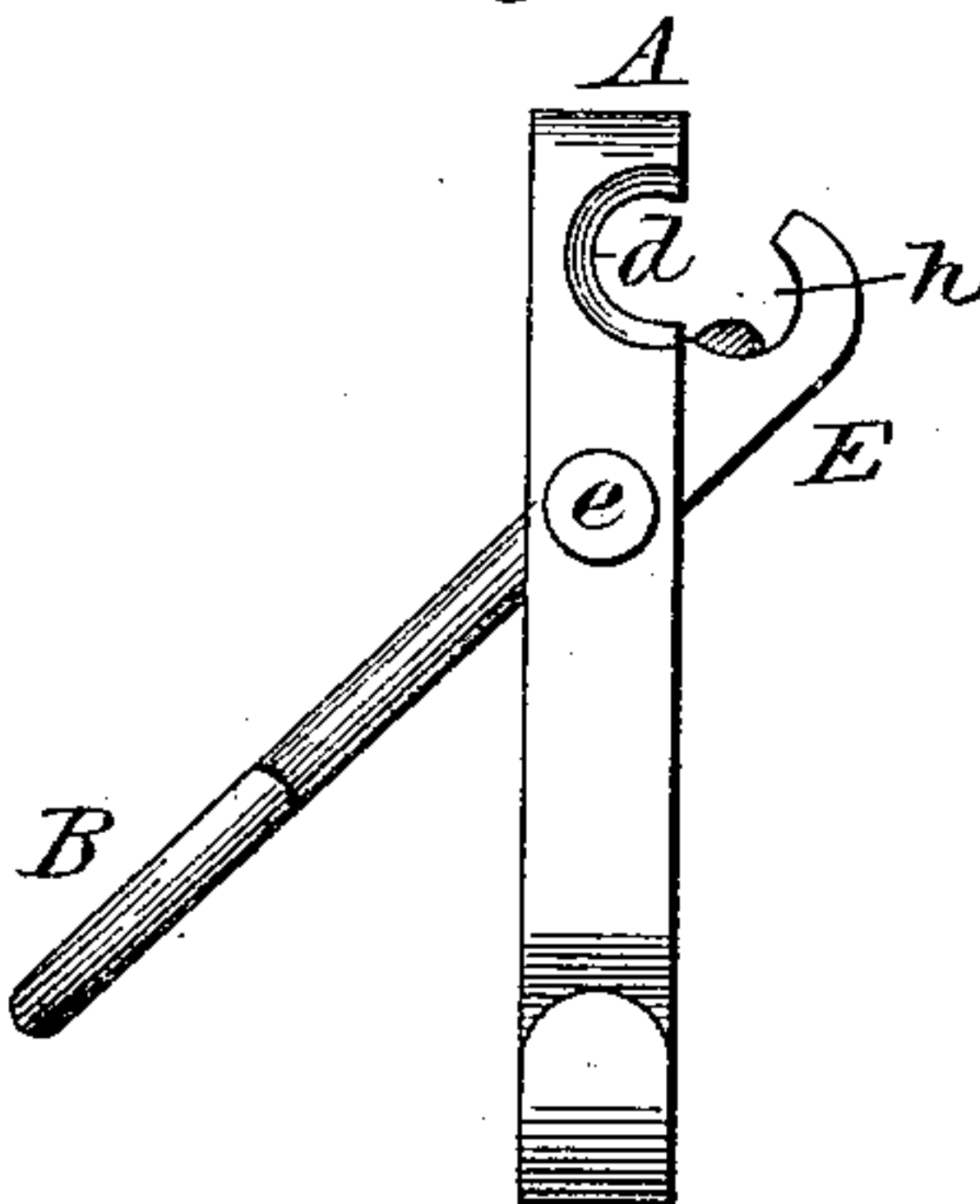


Fig. 3.



Witnesses:

Wm. Vietinghoff
Frank Brennan

Inventor
William R. Cole

UNITED STATES PATENT OFFICE.

WILLIAM R. COLE, OF POTTSVILLE, PENNSYLVANIA.

COMBINED HAT AND COAT HANGER AND CIGAR-CUTTER.

SPECIFICATION forming part of Letters Patent No. 481,929, dated September 6, 1892.

Application filed August 8, 1891. Serial No. 402,157. (No model.)

To all whom it may concern:

Be it known that I, WILLIAM R. COLE, of Pottsville, in the county of Schuylkill and State of Pennsylvania, have invented a new and Improved Combined Hat and Coat Hanger and Cigar-Cutter, of which the following is a full, clear, and exact description.

The object of my invention is to provide a new and improved hat and coat hanger in combination with a cutter for cutting off the sealed ends of cigars which can be folded very compactly, so that it can be conveniently carried in the pocket.

Reference is to be had to the accompanying drawings, forming a part of this specification, in which similar letters of reference indicate corresponding parts in all the figures.

Figure 1 is a longitudinal elevation of my combined hat and coat hanger and cigar-cutter, showing the same unfolded and in use as a hat and coat hanger. Fig. 2 is a longitudinal elevation of the same, showing it folded. Fig. 3 is a side view of the same opened for use as a cigar-cutter.

A indicates a narrow strip of spring metal bent so as to bring its extremities in conjunction at *b*. One extremity *a* of this strip is bent outward and bowed at *c*, and the other extremity *a'* is bent outward so as to form a hook, the two extremities together forming a clamp when brought in conjunction for securely holding the hat, the rim of which is pressed between them at *b*, and the hook *a'* forms a convenient receptacle for the loop of a coat.

The bent form of a spring-clamp at *c* provides for the reception of the curved outer edges of the hat-rim, so that the same may not be abraded by the pressure of the clamp. The spring-clamp is perforated through both sides at or near the center so as to receive and hold the shaft at the suspension-hook. From the upper side of the spring-clamp immediately below the point of junction at *d d'* a curved depression is provided by cutting away a portion of the material, so as to provide a convenient pocket for the end of the cigar preparatory to cutting it.

B indicates the suspension-hook, curved at

its upper end, so as to admit of its being passed over any suitable projection, and having its shank bent so as to form a flange C at its lower end, and also a projecting horizontal shaft or pin D, so as to admit of its being passed through the perforations and pivoted to the spring-clamp and secured to the clamp by a nut *e*. The perforations in the clamp, being larger than the diameter of the shaft, permit the sides of the clamp to work freely over the shaft, opening or closing, according to the pressure bearing upon them. To this shaft is secured a cutter or blade E, which is moved upward or downward in conformity with the depression or elevation of the suspension-hook B. This blade is provided with a curved depression *h* in its upper side, with a sharp or cutting edge.

When brought into use as a hat and coat hanger, the suspension-hook is raised, so as to form a line horizontal to the spring-clamp, the two sides of which, being relieved from the pressure of the flange C, will be opened at *b*, and the hat-rim can then be more readily passed through the clamp. By raising the suspension-hook to a perpendicular the flange C presses the clamp upon the hat-rim and holds the hat securely. The coat may then be hung upon the hook *a'* and the whole suspended from any convenient projection. When in use as a cigar-cutter, the suspension-hook is slightly depressed, which causes the blade E to be elevated, forming, in connection with the curved depression in the spring-hook at *d* and the curved depression in the cutter-blade at *h*, a circular opening into which the end of the cigar is passed. The suspension-hook is then pressed upward, and the jaws of the cutters coming together, the end of the cigar is severed. When folded for convenient carriage, the flange presses upon the upper surface of the clamp and holds the suspension-hook in its reversed position securely in place, preventing it from opening while being carried in the pocket.

Having thus fully described my invention, what I claim as new, and desire to secure by Letters Patent, is—

As an improved article of manufacture,

the combined hat and coat hanger and cigar-
cutter hereindescribed, comprising the spring-
clamp A, having near its upper end the curved
knife-edge *d*, the suspension-hook B, bent at
5 its lower end and journaled in the members
of the spring-clamp, and the blade E, rigidly
attached to said suspension device between

the members of the spring-clamp, substan-
tially as set forth.

WILLIAM R. COLE.

Witnesses:

FRANK LITTLE,
A. A. KREBS.