

(No Model.)

R. D. McMANUS.
SHOE BLACKING HOLDER AND REST.

No. 481,265.

Patented Aug. 23, 1892.

Fig. 1

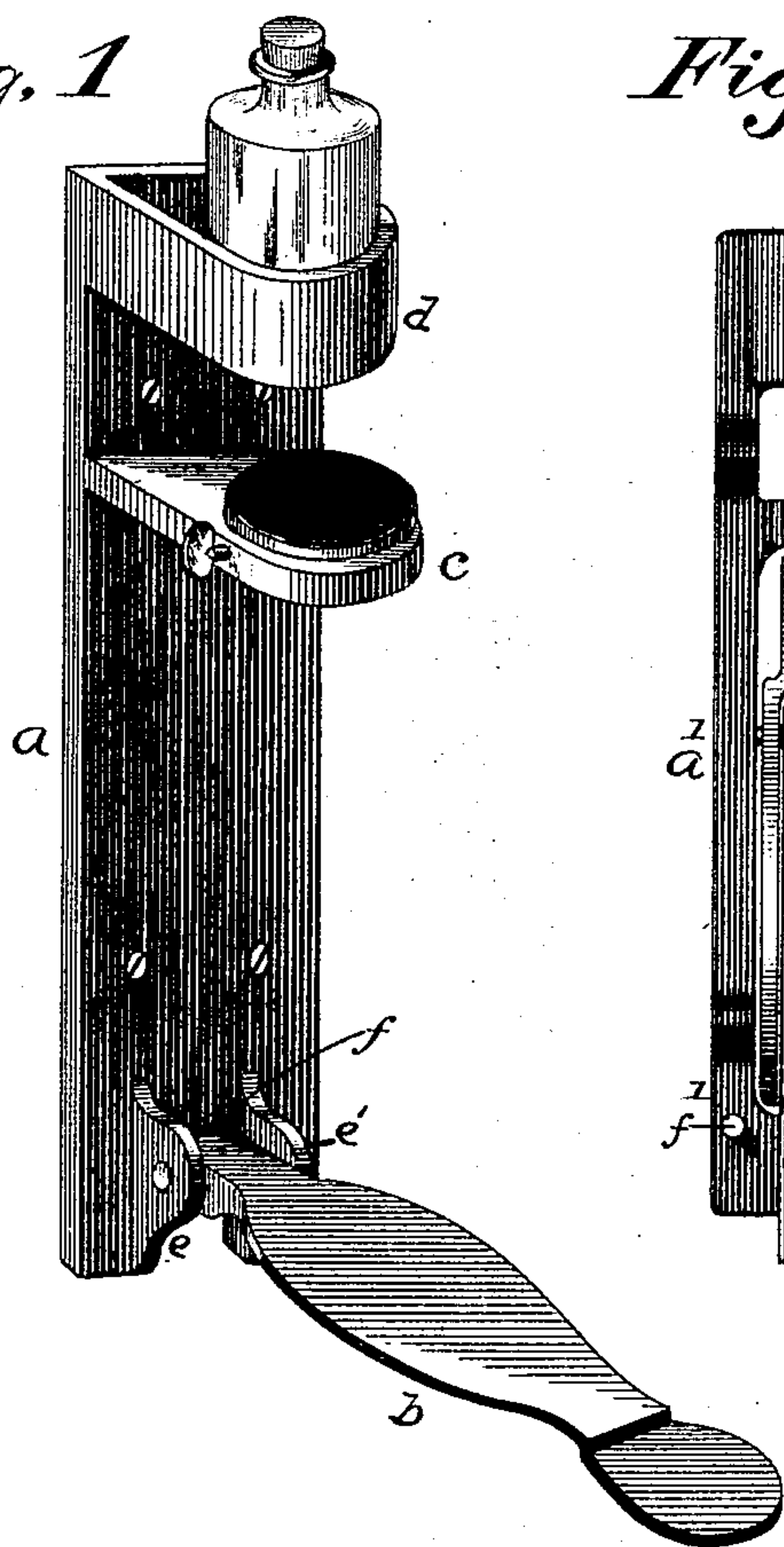


Fig. 3 Fig. 2

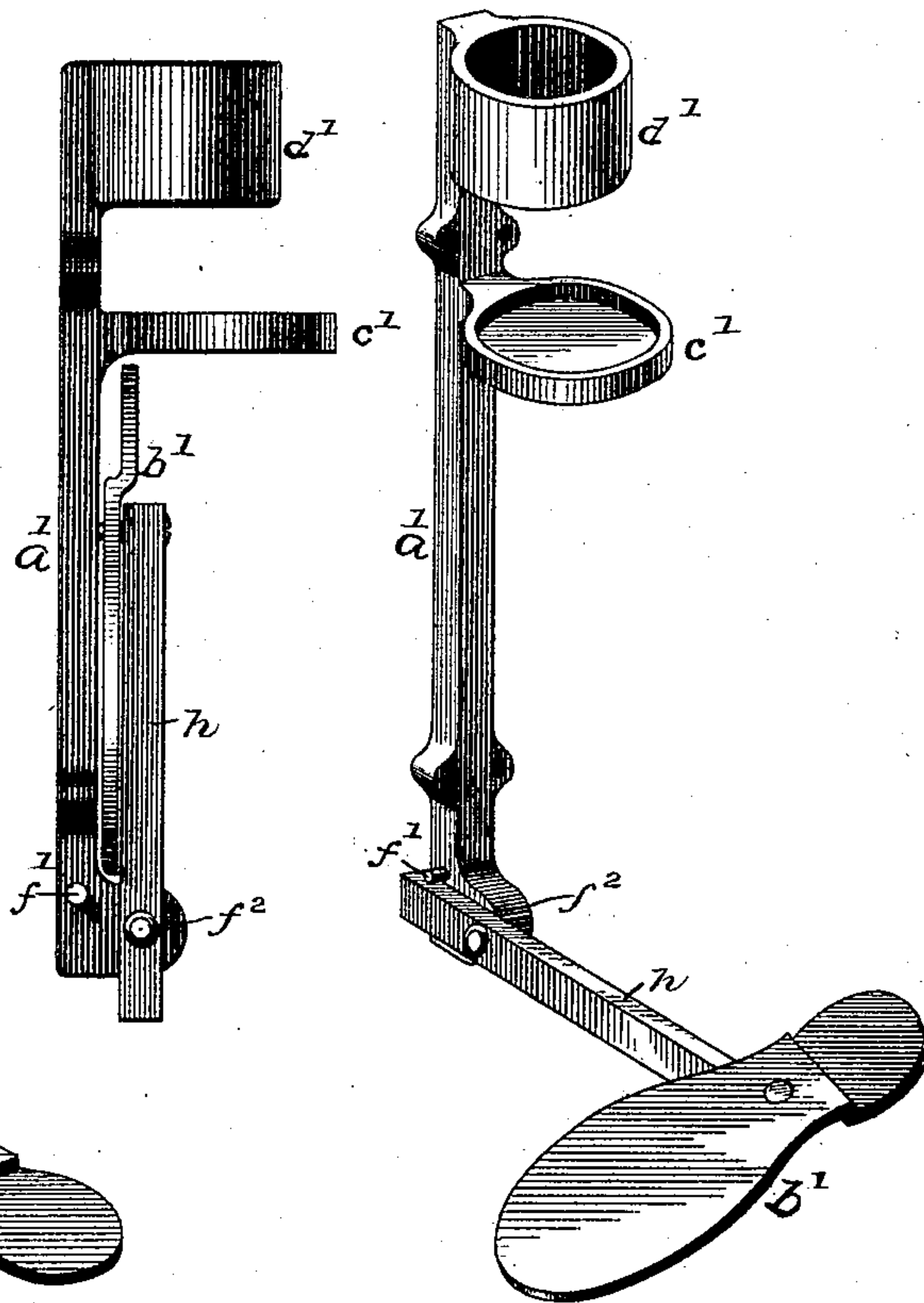
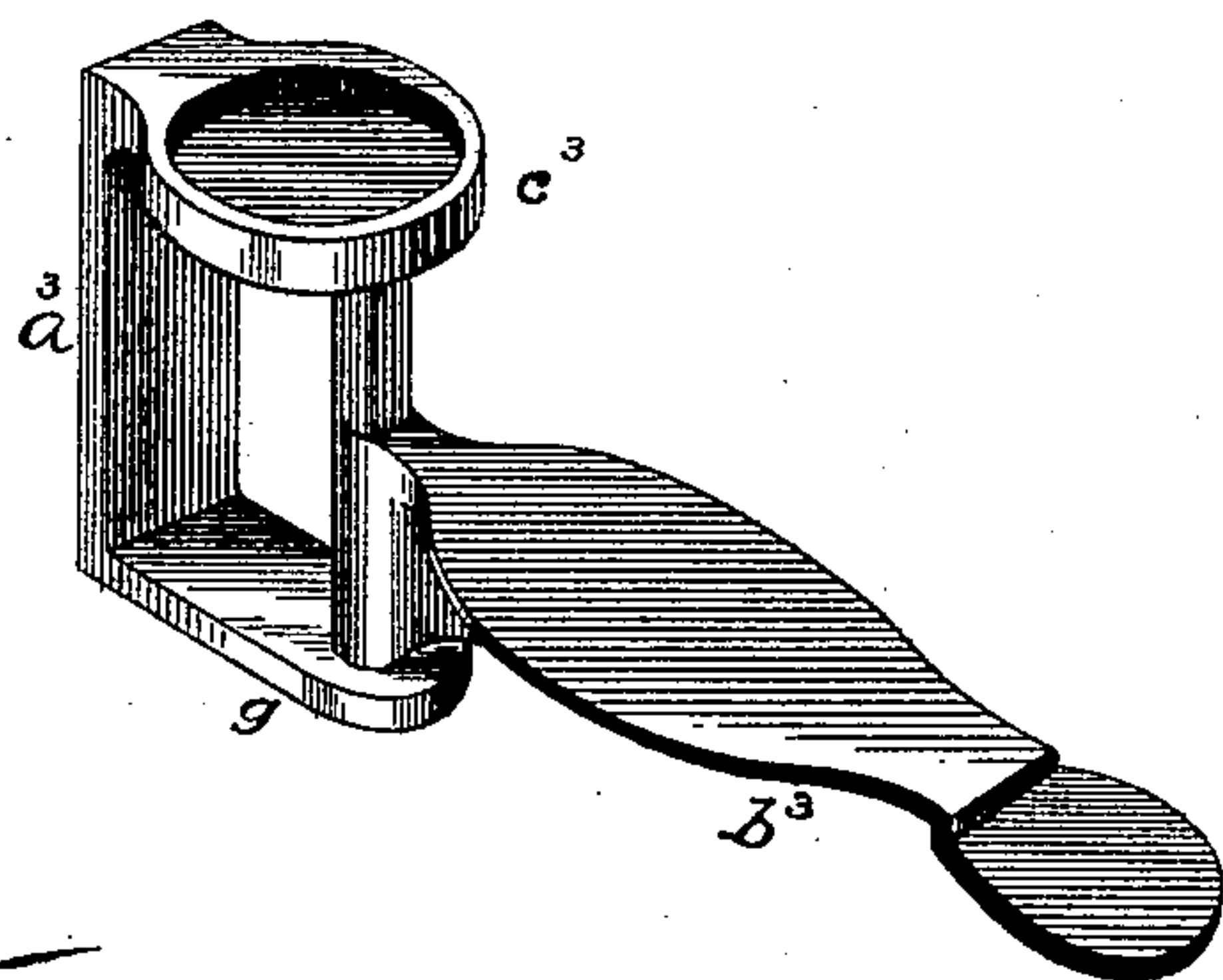


Fig. 4



Witnesses

C. E. Buckland.

A. B. Fenwick.

Inventor

Robert D. McManus.

By his Attorney

Charles L. Burdett

UNITED STATES PATENT OFFICE.

ROBERT D. MCMANUS, OF HARTFORD, CONNECTICUT.

SHOE-BLACKING HOLDER AND REST.

SPECIFICATION forming part of Letters Patent No. 481,265, dated August 23, 1892.

Application filed June 22, 1887. Serial No. 242,106. (No model.)

To all whom it may concern:

Be it known that I, ROBERT D. MCMANUS, of Hartford, in the county of Hartford and State of Connecticut, have invented certain new and useful Improvements in Shoe-Blacking Holders and Rests, of which the following is a full, clear, and exact description, whereby any one skilled in the art can make and use the same.

10 The object of my invention is to provide a device that is adapted to be secured near a vertical surface, as against a wall or the like, in a convenient position for use in blacking shoes and that is so constructed as to be swung
15 or folded into a position near the wall when not in use and to be extended for use.

To this end my invention consists in the combination of a back plate or bracket-supporting base adapted to be secured to a vertical surface, as a wall, with the peculiar swinging bracket and locking device, and in the details of the several parts and their combination, as more particularly hereinafter described, and pointed out in the claims.

25 Referring to the drawings, Figure 1 is a perspective view of a structure embodying one form of my invention. Fig. 2 is a like view of a modified form of my invention. Fig. 3 is a side view of the latter form shown with
30 the foot-rest closed. Fig. 4 is a detail perspective view of another modification of my invention.

In the accompanying drawings the letter *a* denotes the base-plate or support, that is
35 made of any suitable material, preferably of metal cast to shape, with the several projections, to which the swinging or pivoted foot-rest *b* may be secured. This base-plate is adapted to be secured usually to an upright
40 surface, as a wall, on the inside of a closet-door, or in any other convenient position that will enable the foot-rest to be folded up out of the way when not in use and also permit it to be extended in convenient position for
45 use, when so desired. In case the foot-rest is to be folded or swung to one side, instead of flatwise against the wall, attention will have to be paid to this feature in selecting the place to fix the device. This base-plate *a* is provided with a blacking-holder *c*, in which a
50 box of blacking may be held in such position as to be easily accessible to a dauber or

brush used for applying the blacking, and a bottle-case *d* may also be secured to the base-plate or support to provide a socket in which
55 to set a bottle of liquid blacking. The swinging foot-rest is pivoted to the base-plate, as between lugs *e e'*, in such manner that when the rest is properly extended for use its rear end will engage a stop *f*, that will prevent
60 further rotation of the foot-rest.

In the modified form of my invention illustrated in Figs. 2 and 3 the base-plate *a'* supports a foot-rest *b'*, that is adapted to be set
65 or placed at various angles horizontally, as by means of the arm *h*, pivoted on the lugs *f²*, so that different sides of the shoe may be turned at will into a convenient position to reach with the brush in cleaning and polishing the shoe, and the upper part of this device is provided with a blacking-holder *d'*, in
70 which a box of blacking may be held, and a bottle-case *c'* may also be secured to the base-plate.

In the following claims by the term "swiveled foot-rest" I mean to be understood as describing the foot-rest that is so pivoted or connected to the bracket as to be capable of adjustment at several angles in a horizontal
80 plane for the purpose above described.

In Fig. 4 there is shown a modified form of my invention in which are shown two arms extended forward from the back piece *a³*, the upper one *c³* of these two arms being so formed
85 as to provide the blacking-holder and the lower one *g* being provided for the purpose of affording a partial means of support for the foot-rest *b³*, this foot-rest being hinged between the arm *c³* and the arm *g*, so as to have a swinging movement in a plane and between
90 these two arms.

I claim as my invention—

1. The improved blacking-holder and rest comprising a base-plate adapted to be fixed in a vertical position and having a blacking-receptacle and a foot-rest attached to said
95 base-plate and having a swinging movement in a plane at right angles to the plane of the base-plate, all substantially as described.

2. The improved blacking-holder and rest
100 comprising a base-plate adapted to be fixed in a vertical position and having a blacking-receptacle, a swinging foot-rest connected with the base-plate and having a swinging

movement in a plane at right angles to the plane of the base-plate, and the stop that limits the swinging movement of said foot-rest, all substantially as described.

5 3. In a blacking-holder, in combination, a base-plate adapted to be fixed in a vertical position and having a blacking-receptacle, and a swinging foot-rest connected with the base-plate in such manner that it shall have a
10 swinging movement in two directions in planes at right angles to the plane of the base-plate, all substantially as described.

4. In combination, in a blacking-holder, a

base-plate adapted to be fixed in a vertical position and having a blacking-receptacle, an 15 arm connected with said base-plate and having a swinging movement in a plane at right angles to said base-plate, the stop that limits the swinging movement of said arm, and the swinging foot-rest having a swinging move- 20 ment in a plane at right angles to the arm, all substantially as described.

ROBERT D. McMANUS.

Witnesses:

EDGAR M. PALMER,

CHAS. L. BURDETT.