

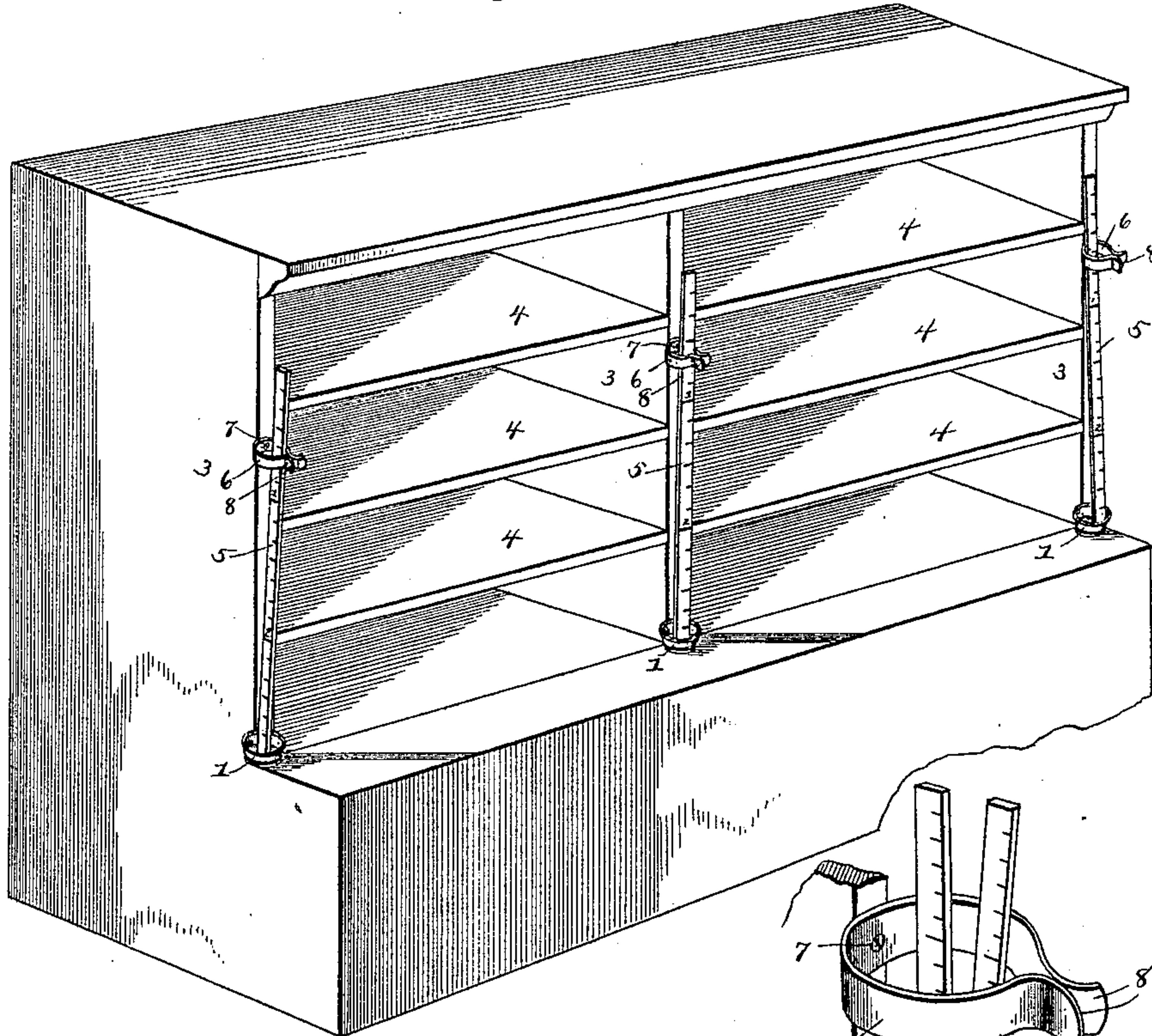
(No Model.)

E. R. NORTHAM.  
YARDSTICK HOLDER.

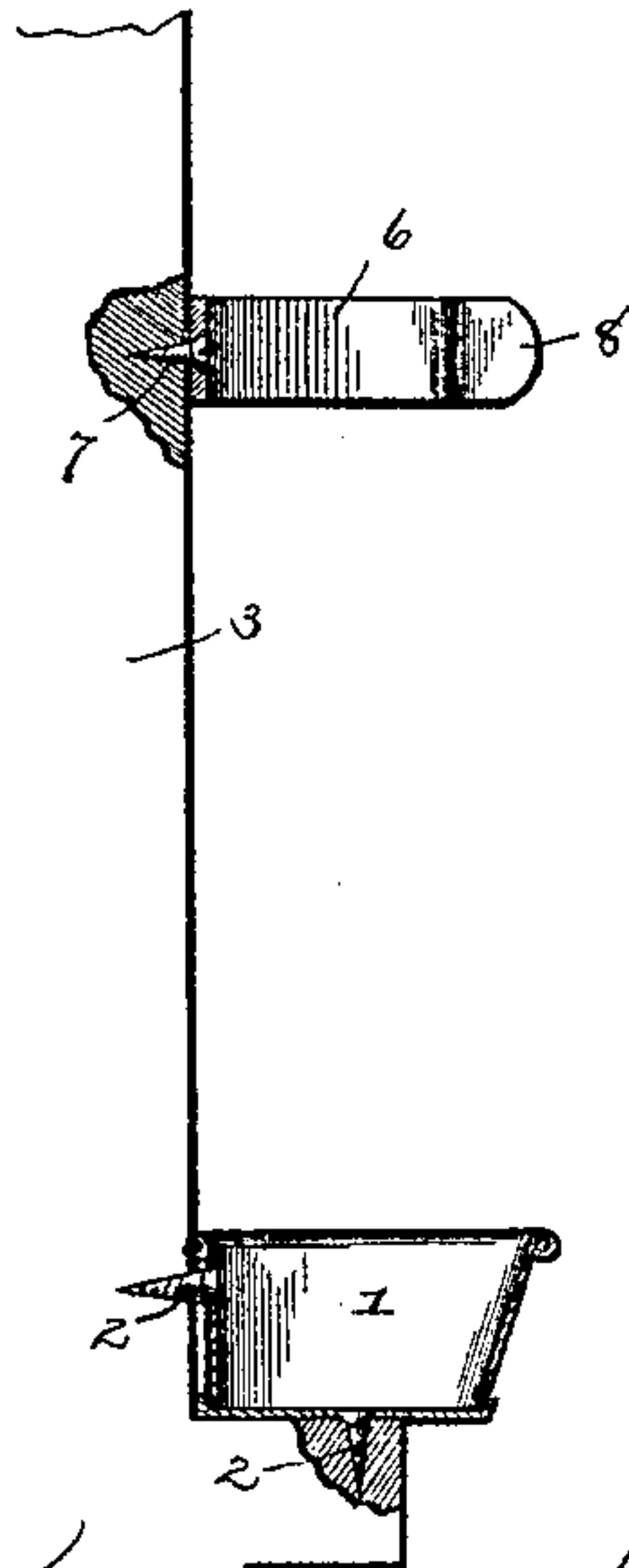
No. 481,188.

Patented Aug. 23, 1892.

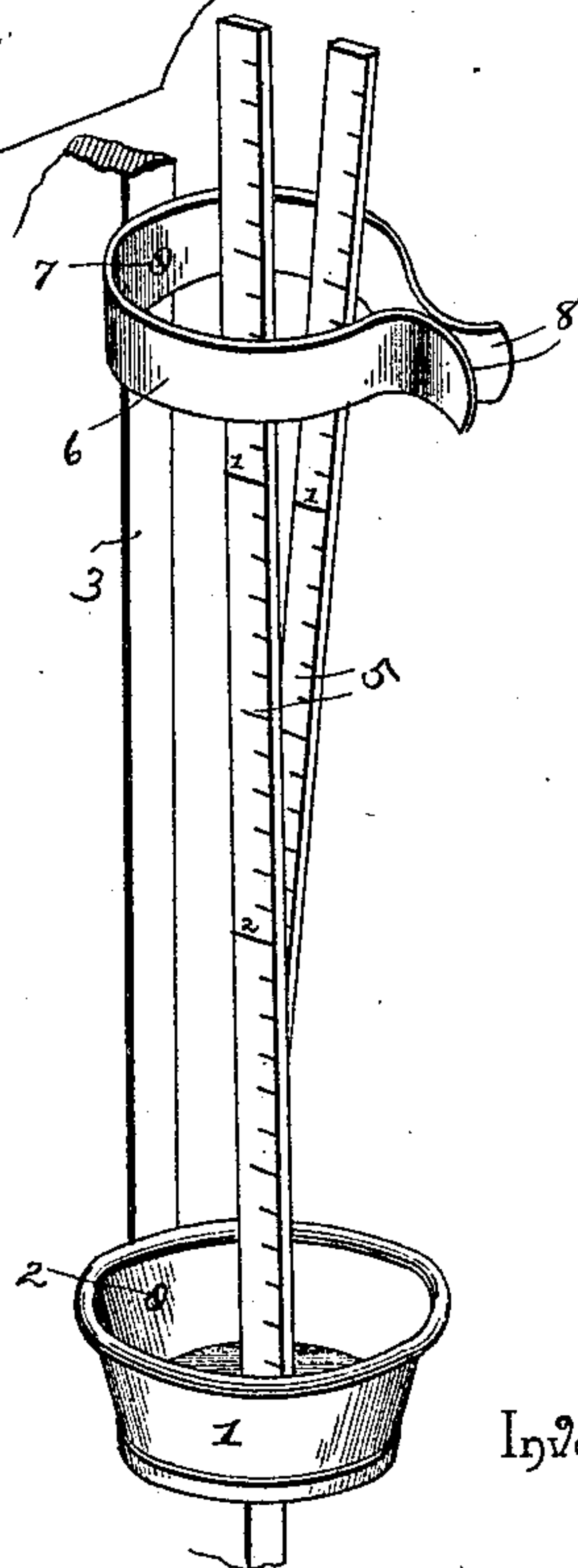
*Fig. 1.*



*Fig. 2.*



*Fig. 3.*



Witnesses

*B. S. Obar.*  
*H. P. Riley*

By his Attorneys, *Edgar R. Northam,*

*Chas. Snow & Co.*

Inventor

# UNITED STATES PATENT OFFICE.

EDGAR R. NORTHAM, OF RALEIGH, NORTH CAROLINA.

## YARD-STICK HOLDER.

SPECIFICATION forming part of Letters Patent No. 481,188, dated August 23, 1892.

Application filed September 5, 1891. Serial No. 404,872. (No model.)

*To all whom it may concern:*

Be it known that I, EDGAR R. NORTHAM, a citizen of the United States, residing at Raleigh, in the county of Wake and State of North Carolina, have invented a new and useful Yard-Stick Holder, of which the following is a specification.

The invention relates to improvements in yard-stick holders.

10 The object of the present invention is to provide a simple and inexpensive device adapted to be readily applied to shelving and capable of holding a number of yard-sticks within easy reach of salesmen.

15 The invention consists in the construction and novel combination and arrangement of parts hereinafter fully described, illustrated in the accompanying drawings, and pointed out in the claim hereto appended.

20 In the drawings, Figure 1 is a perspective view of a series of shelves provided with yard-stick holders constructed in accordance with this invention. Fig. 2 is a vertical sectional view. Fig. 3 is an enlarged perspective view.

25 Referring to the accompanying drawings, 1 designates a cup constructed of suitable material, preferably metal, and secured by screws 2 or the like to a vertical partition 3 of a series of shelves 4 and adapted to support the lower ends of a number of yard-sticks 5, which are supported near their upper ends by a spring 6. The spring is approximately circular and is provided intermediate its ends with a perforation through which passes a screw 7, 35 which secures the spring to the vertical partition 3. The ends 8 of the spring are curved

outward and arranged together and form a flaring mouth adapted to permit a yard-stick to be readily pressed into the spring and to spread readily to receive the yard-stick. 40

A yard-stick holder constructed in accordance with this invention is simple and comparatively inexpensive, is adapted to be readily secured to the shelving of a store, and is capable of holding a number of yard-sticks 45 within easy reach of the salesmen. It will also enable a yard-stick to be readily placed within it and removed from it without trouble or inconvenience to the salesman.

What I claim is— 50

As a new article of manufacture, a holder for yard-sticks, designed to be attached to a series of shelves and comprising a cup adapted to receive and support the lower ends of a number of yard-sticks and provided at its inner side with an opening to receive a securing-screw, and a spring having a circular form and provided at its middle with a screw-opening and having its ends in contact and curved outward to provide a flaring mouth and presenting convex faces to each other, said spring being adapted to receive within it and support the yard-sticks near their upper ends, substantially as described. 60

In testimony that I claim the foregoing as my own I have hereto affixed my signature in presence of two witnesses. 65

EDGAR R. NORTHAM.

Witnesses:

J. F. FERRALL,  
CHAS. T. WILLIAMS.