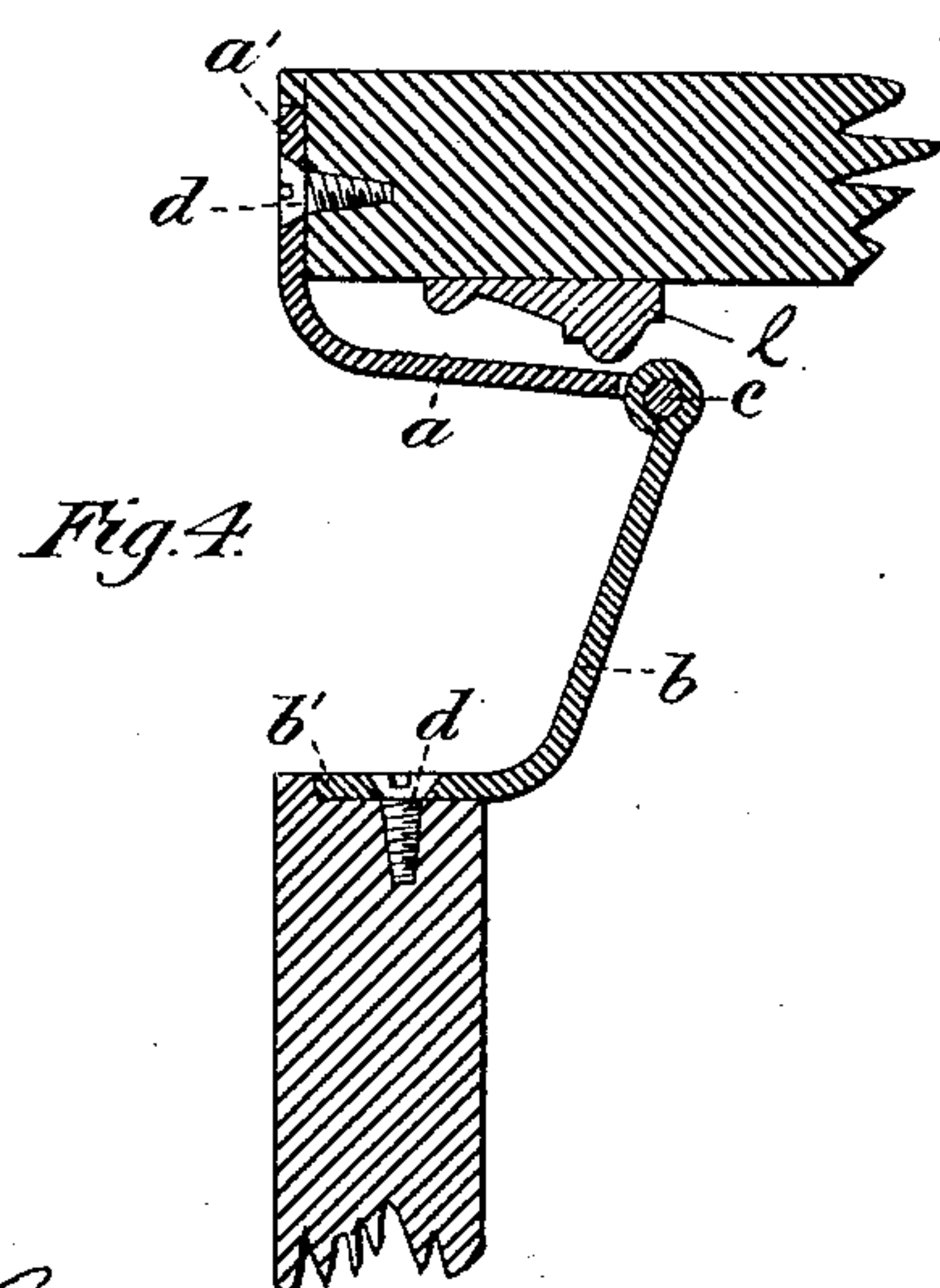
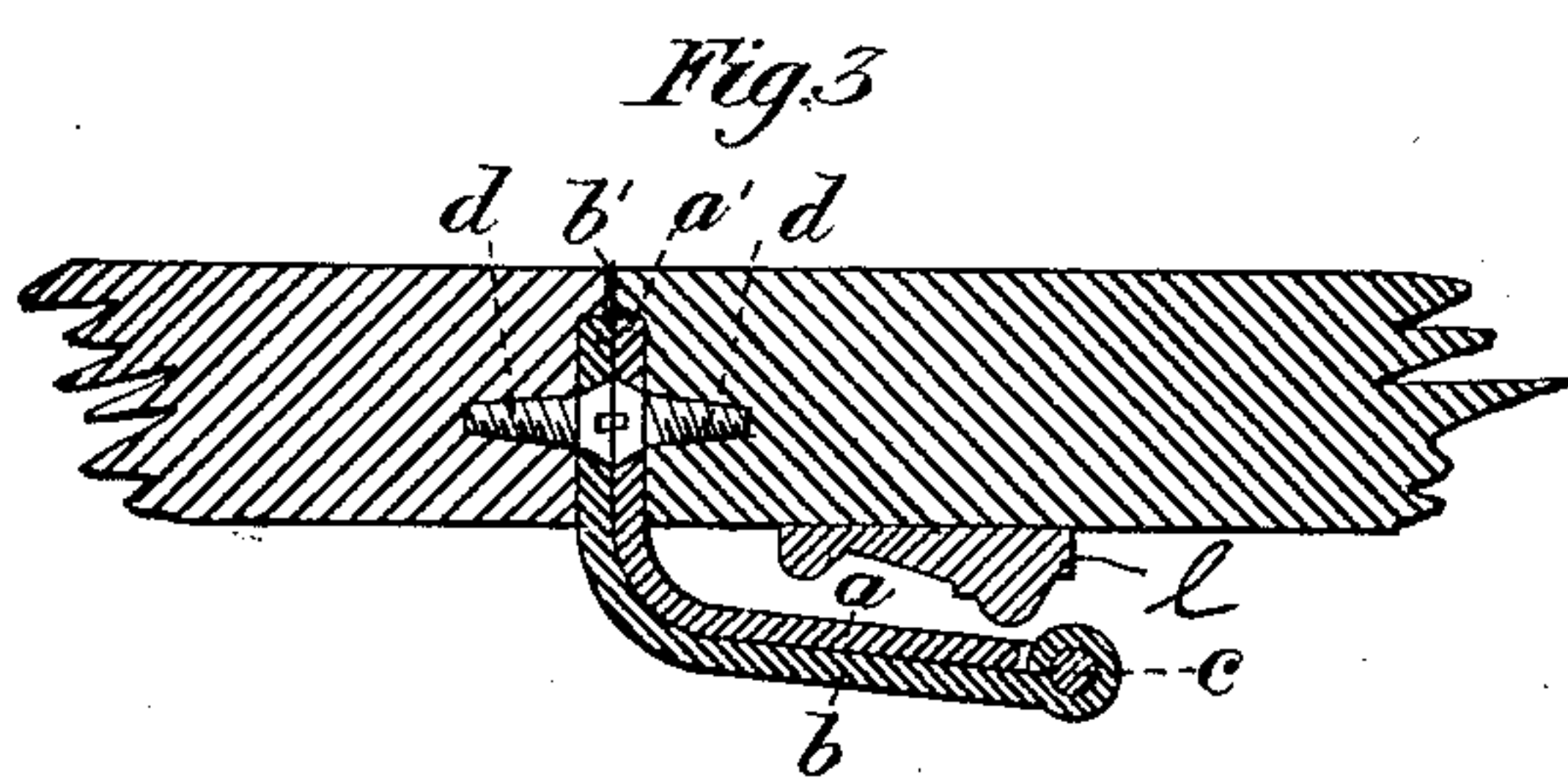
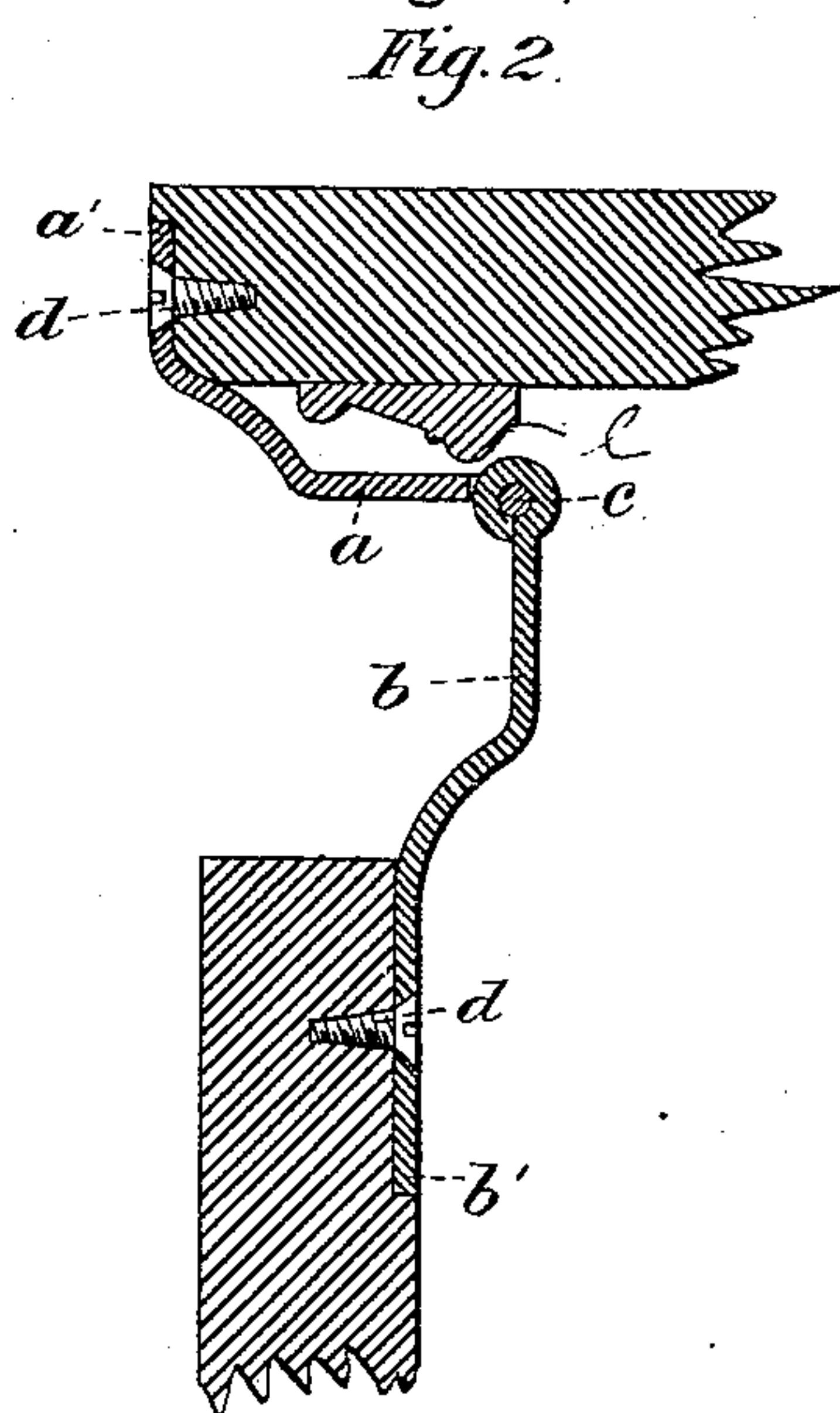
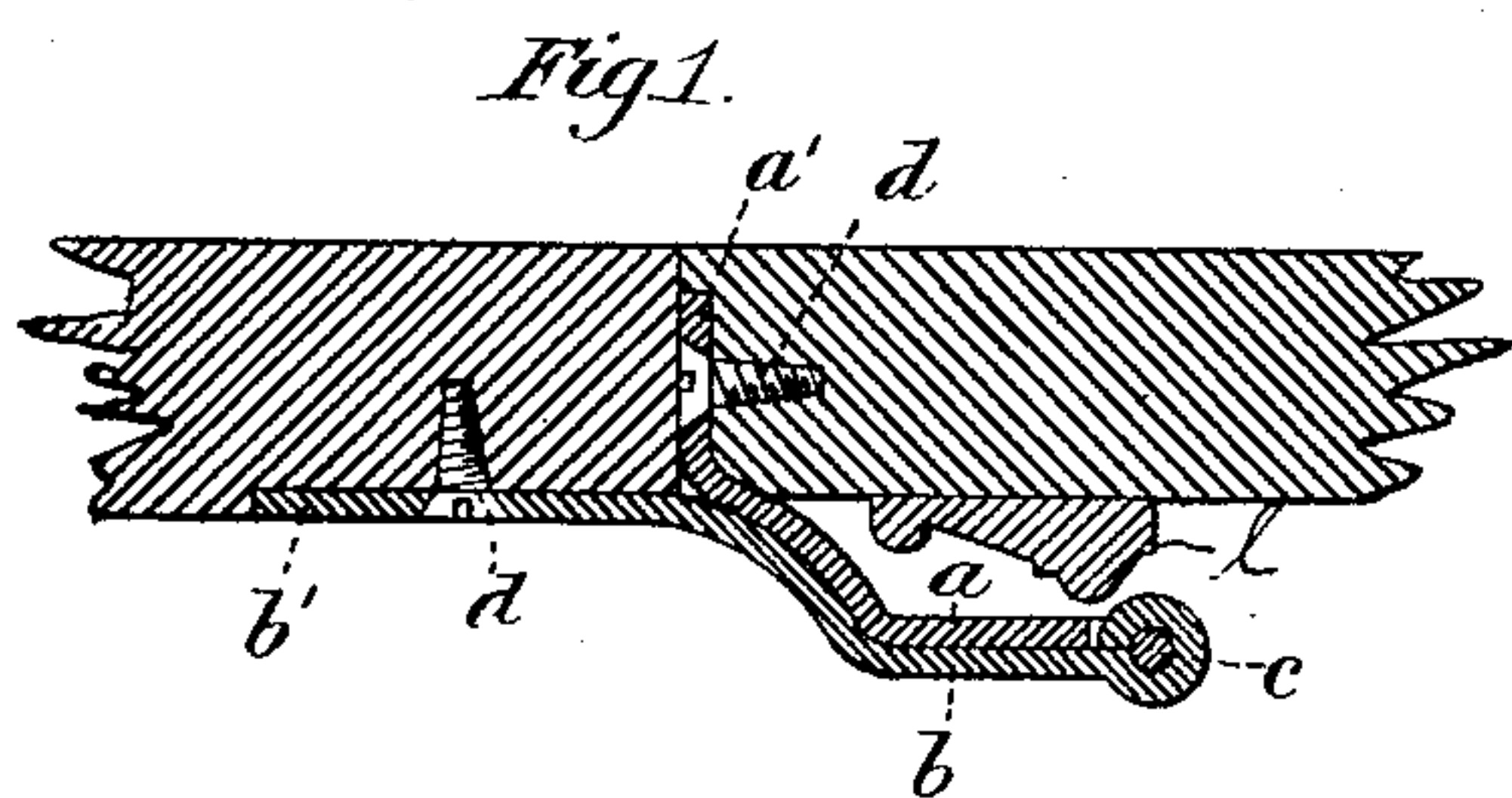


(No Model.)

F. X. RANKER.
HINGE.

No. 480,238.

Patented Aug. 2, 1892.



WITNESSES

W. B. Corwin
A. L. Gill

INVENTOR.

Frank X. Ranker
by his attorneys
W. B. Corwin & Sons

UNITED STATES PATENT OFFICE.

FRANK X. RANKER, OF PITTSBURG, PENNSYLVANIA.

HINGE.

SPECIFICATION forming part of Letters Patent No. 480,238, dated August 2, 1892.

Application filed September 30, 1890. Serial No. 366,681. (No model.)

To all whom it may concern:

Be it known that I, FRANK X. RANKER, of
Pittsburg, in the county of Allegheny and
State of Pennsylvania, have invented a new
5 and useful Improvement in Hinges, of which
the following is a full, clear, and exact de-
scription, reference being had to the accom-
panying drawings, forming part of this speci-
fication, in which—

10 Figure 1 is a horizontal sectional view of
my improved hinge as secured to the door and
door-post, the door being closed. Fig. 2 is a
like view showing the door opened. Figs. 3
and 4 are like views of modified forms.

15 Like symbols of reference indicate like
parts in each.

The object of my invention is to provide a
hinge that shall throw the door out of the line
of the doorway when the door is opened; and
20 to this end it consists of a hinge composed of
two leaves extending at right angles to the
line of the doorway, and the pivotal or con-
necting point of which leaves is situate back
of and beyond the edge of the door-post, to-
25 gether with devices for securing the leaves to
the edge of the door and door-post.

In the drawings, *a b* represent the leaves of
the hinge, pivotally connected with each other
at *c* in any suitable manner and fastened to

the jamb and door by screws *d*. The pivotal 30
point *c*, instead of being at the line of junc-
tion between the door and the jamb of the
door-post, is removed therefrom by the exten-
sion of the leaves *a b* at substantially right
angles with the line of the doorway away from 35
the door, this angle being made to accommo-
date the molding *e*.

In Figs. 1 and 2 the leaves are shown se-
cured to the face of the door and the edge of
the jamb, and in Figs. 3 and 4 to the edge of 40
both the door and jamb. Owing to this ar-
rangement when the door is opened it is
thrown out of the line of the doorway, so that
the full width thereof may be utilized.

I claim—

45 A door-hinge comprising two leaves, one
fastened to the edge of the door-post and the
other to the edge of the door and both ex-
tending freely from such points to a pivot
which is out of the line of the doorway, sub- 50
stantially as described.

In testimony whereof I have hereunto set
my hand this 23d day of September, A. D.
1890.

FRANK X. RANKER.

Witnesses:

W. B. CORWIN,
JAMES K. BAKEWELL.