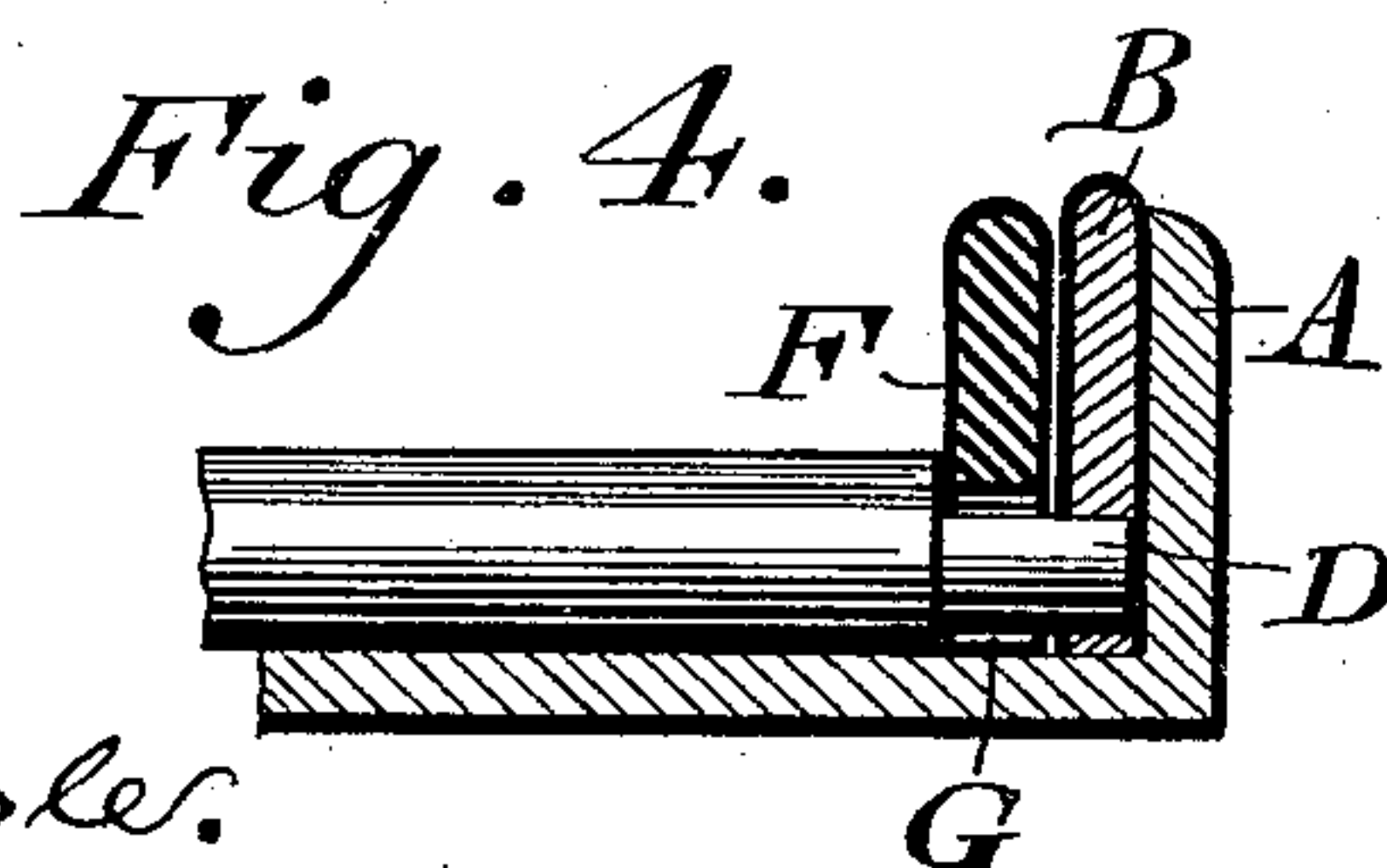
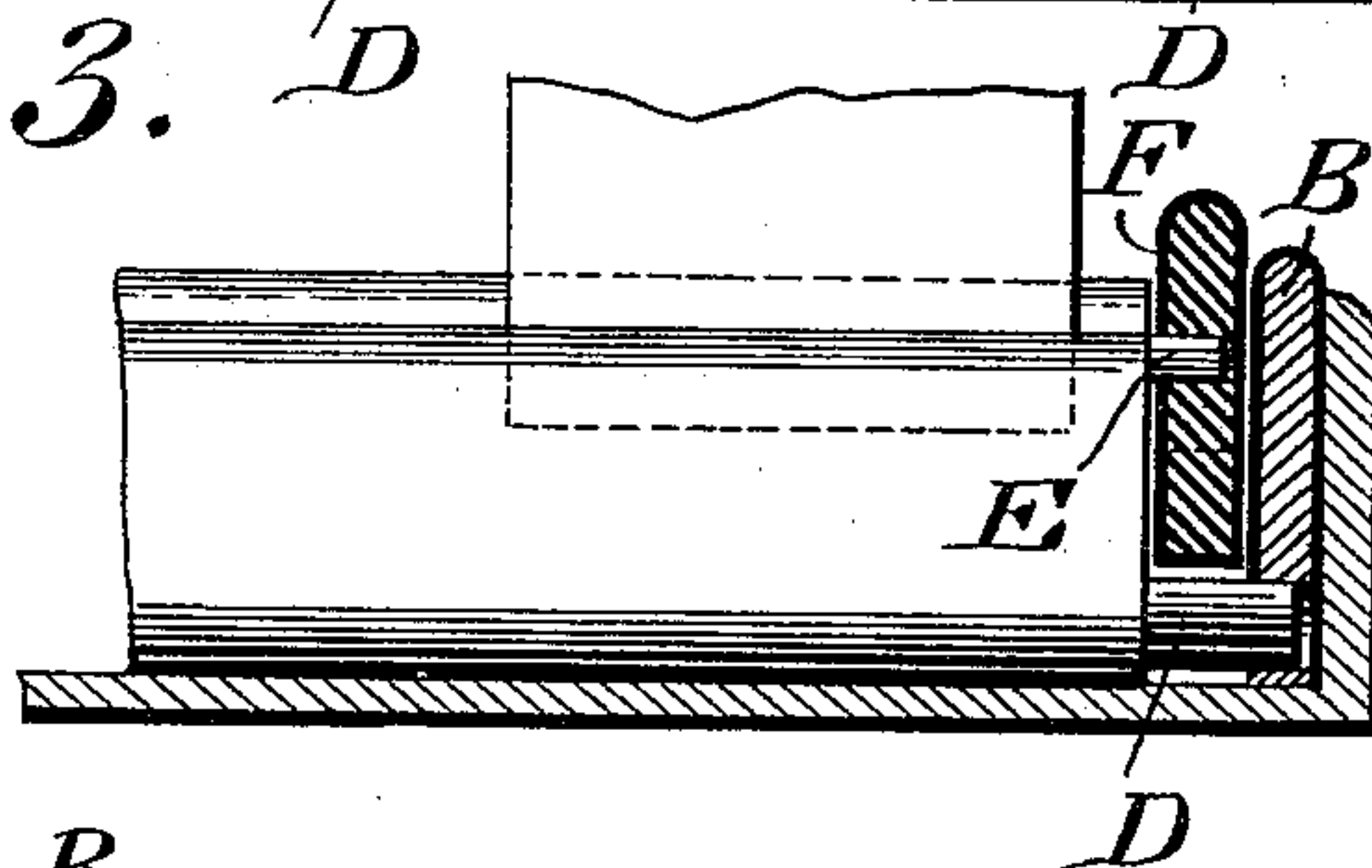

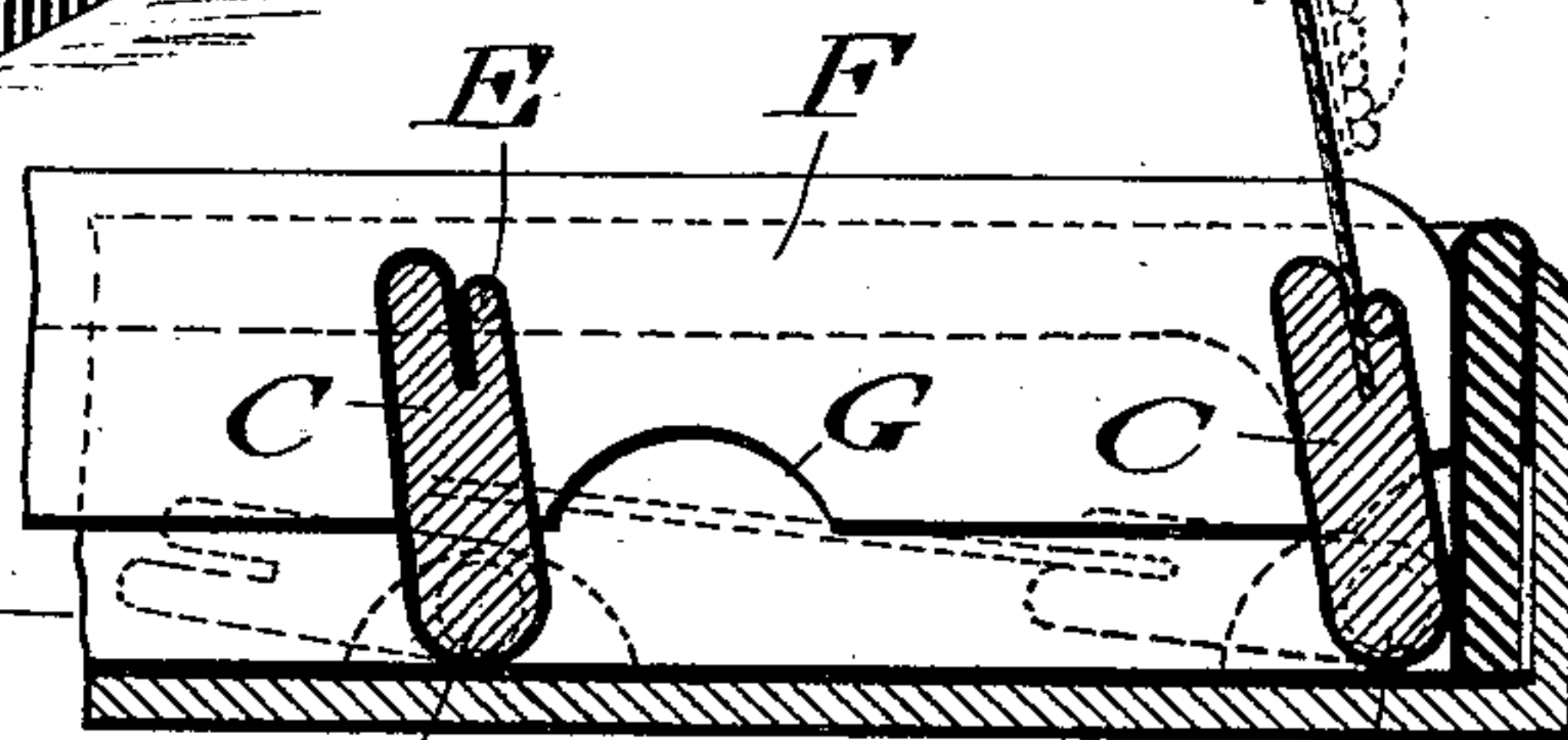
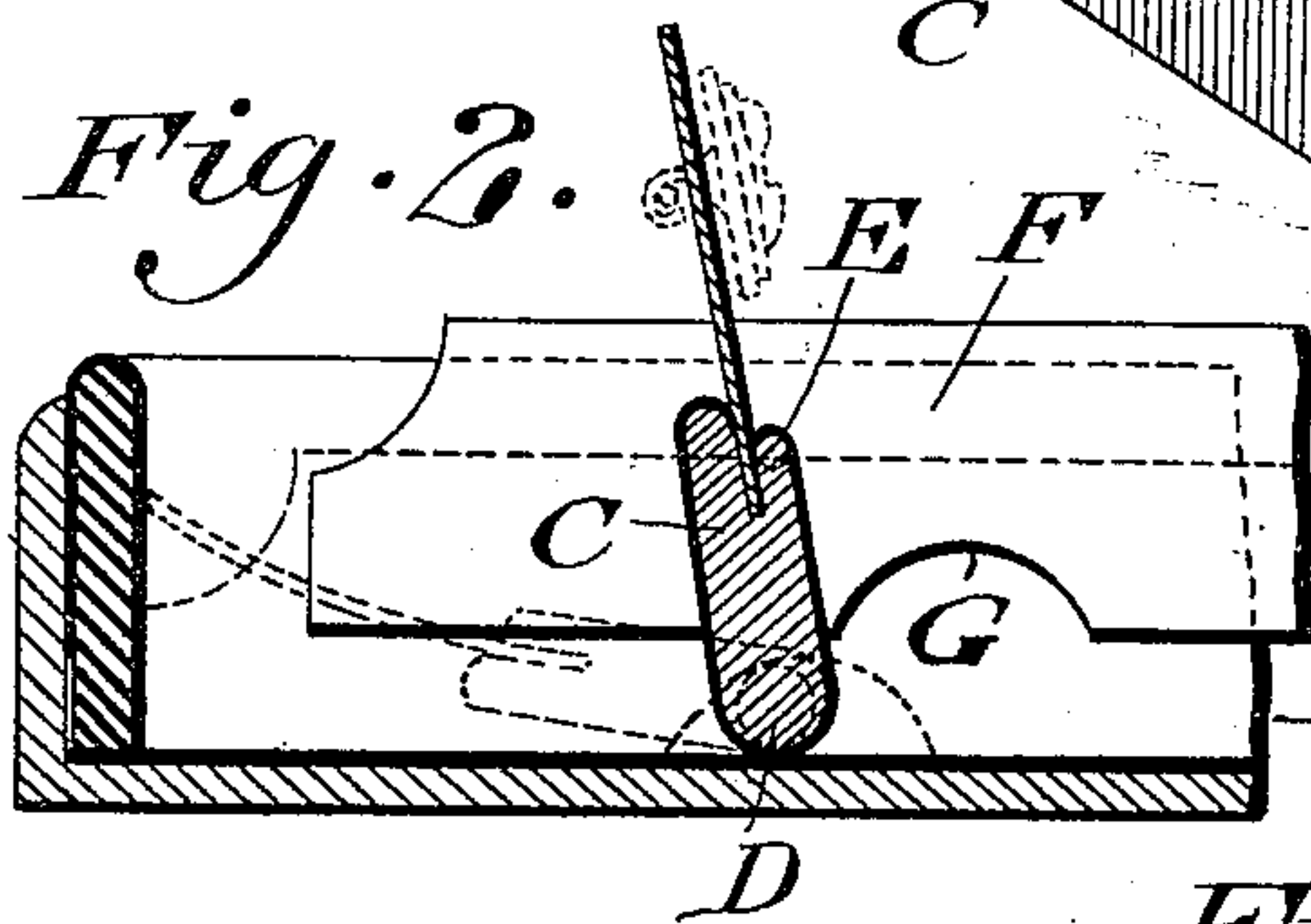
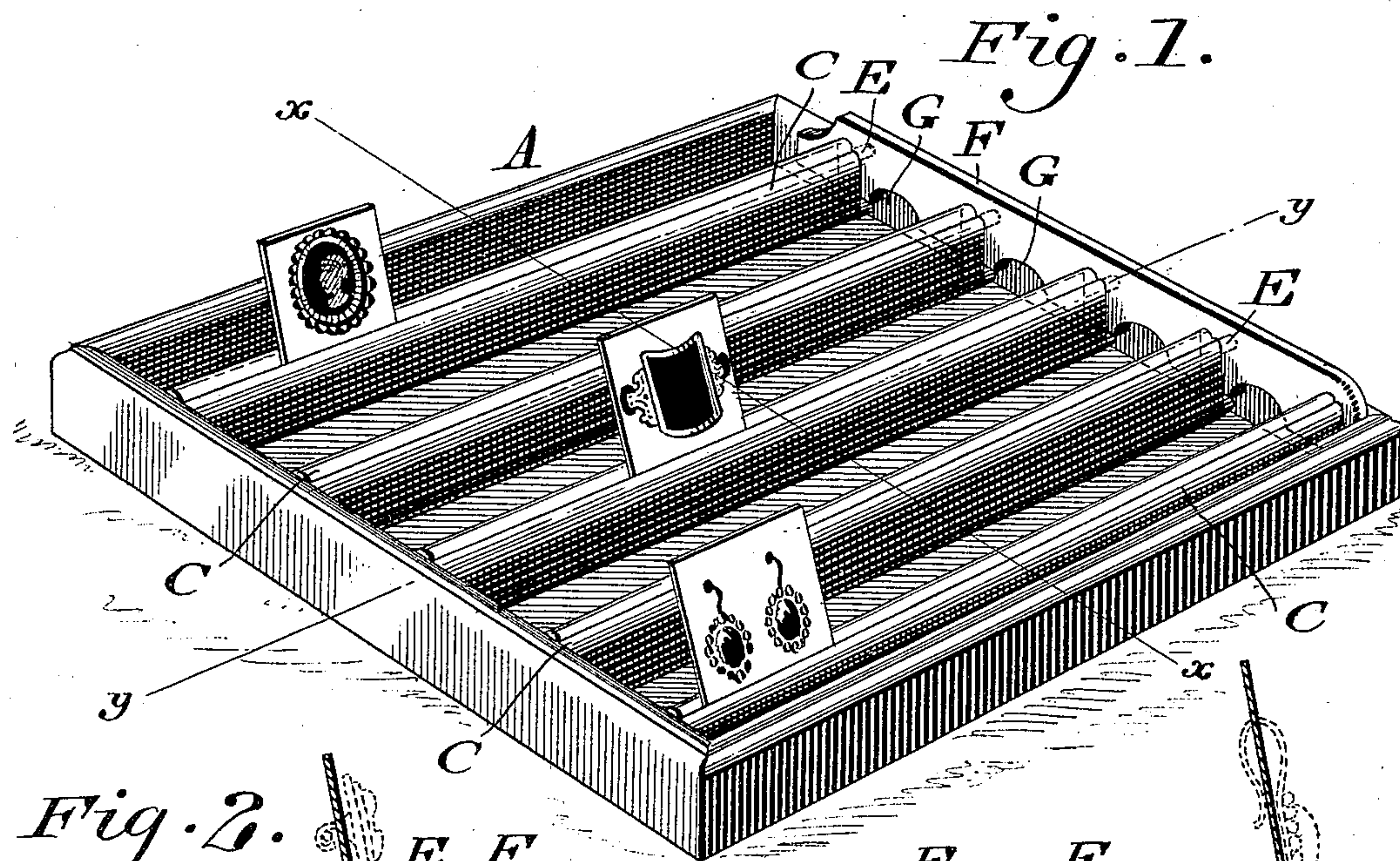


(No Model.)

H. B. SOMMER.  
TRAY FOR JEWELERS.

No. 480,045.

Patented Aug. 2, 1892.



WITNESSES:

P. J. Chagler.  
L. Douville.

INVENTOR

Henry B. Sommer  
BY *John A. Dierbeck*  
ATTORNEY.



# UNITED STATES PATENT OFFICE.

HENRY B. SOMMER, OF PHILADELPHIA, PENNSYLVANIA.

## TRAY FOR JEWELERS.

SPECIFICATION forming part of Letters Patent No. 480,045, dated August 2, 1892.

Application filed March 24, 1892. Serial No. 426,232. (No model.)

*To all whom it may concern:*

Be it known that I, HENRY B. SOMMER, a citizen of the United States, residing in the city and county of Philadelphia, State of Pennsylvania, have invented a new and useful Improvement in Trays for Jewelers and Others, which improvement is fully set forth in the following specification and accompanying drawings.

My invention consists of a tray formed of bars which may be placed in operative position to exhibit articles of jewelry, &c., and folded downwardly, so that said articles do not project above the tray, whereby the latter may be nicely placed in a safe or casing.

Figure 1 represents a perspective view of a tray embodying my invention. Fig. 2 represents a vertical section on line *x x*, Fig. 1, on an enlarged scale. Fig. 3 represents a vertical section on line *y y*, Fig. 1, on an enlarged scale. Fig. 4 represents a view of a portion on said line *y y*, showing the bars lowered.

Similar letters of reference indicate corresponding parts in the several figures.

Referring to the drawings, A designates a tray. To the sidepieces B within the same are mounted the supporting-pieces C, the journals D of which project from said bars at what may be termed the "lower ends" thereof. Projecting from said pieces C at what may be termed the "upper ends" thereof and at one side thereof are journals E, which, arranged parallel with the journals D, are mounted on a rising and falling bar F, which is parallel with the adjacent side piece B of the tray. If desired, the opposite sides of the pieces C may be provided with journals E and a bar similar to F, employed to form the bearings of said journals E. In the lower edge of the bar F are recesses G, which are so disposed that when the pieces C are folded or turned downwardly said recesses are over the journals D, whereby the latter do not interfere with the folding or downward motions of said pieces C, as will be seen dotted in Fig. 2 and full in Fig. 4. The pieces C have grooves in their upper edges to receive the cards on which

articles of jewelry, &c., are mounted, or said articles may be struck into said grooves, or, if desired, clips or other fastenings may be employed to retain the cards or articles on said pieces, it being seen that by proper motion of the bar F or of either of the pieces C the several pieces may be placed in comparatively upright position in order to exhibit the articles, and the angle of the pieces may be adjusted as desired. When the bar or either of the pieces is moved in the opposite direction, the several pieces fold downwardly and carry the cards or articles with them to such extent into the tray that the latter with its contents may be readily placed in a safe receptacle, &c., without interference of said cards or articles, as the latter do not project above the tray. Consequently when the tray is again withdrawn from the safe receptacle, &c., the pieces C may be set up and the cards or articles are in exhibiting condition.

Having thus described my invention, what I claim as new, and desire to secure by Letters Patent, is—

1. A tray having supporting-pieces with journals on the lower parts of the ends, with bearings in the sides of the tray, and side bars supported on journals connected with the upper part of the ends of the supporting-pieces, said parts being combined substantially as described.

2. A tray having parallel supporting-pieces journaled in the sides thereof and with grooves in their upper edges, substantially as described.

3. A tray provided with supporting-pieces, each of which is provided with journals mounted on the sides of the tray, and an additional journal mounted on a rising and falling bar, the latter being formed with recesses in its under side, so as to pass over the journals proper of the supporting-piece, substantially as described.

HENRY B. SOMMER.

Witnesses:

JOHN A. WIEDERSHEIM,  
L. JENNINGS.