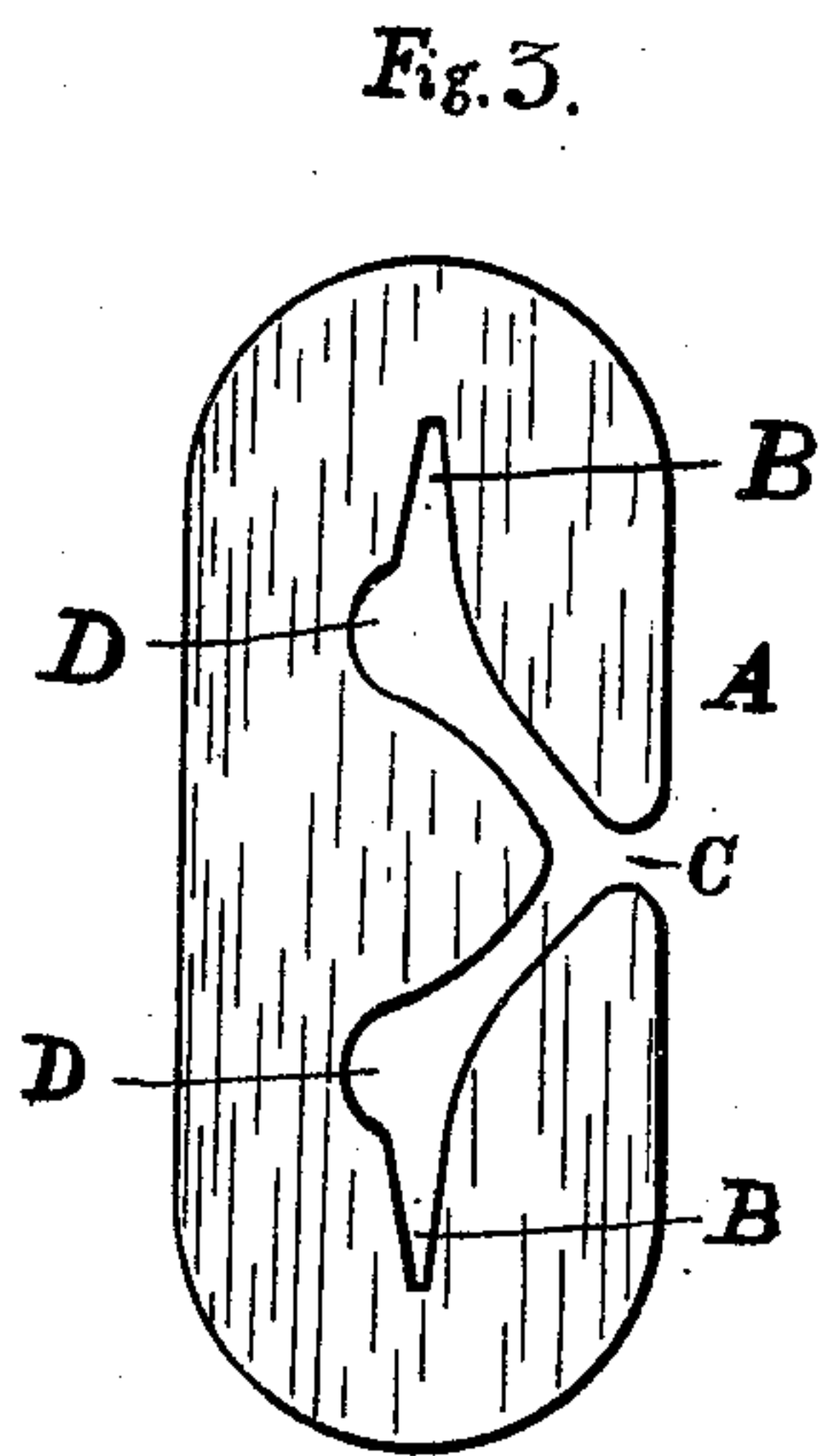
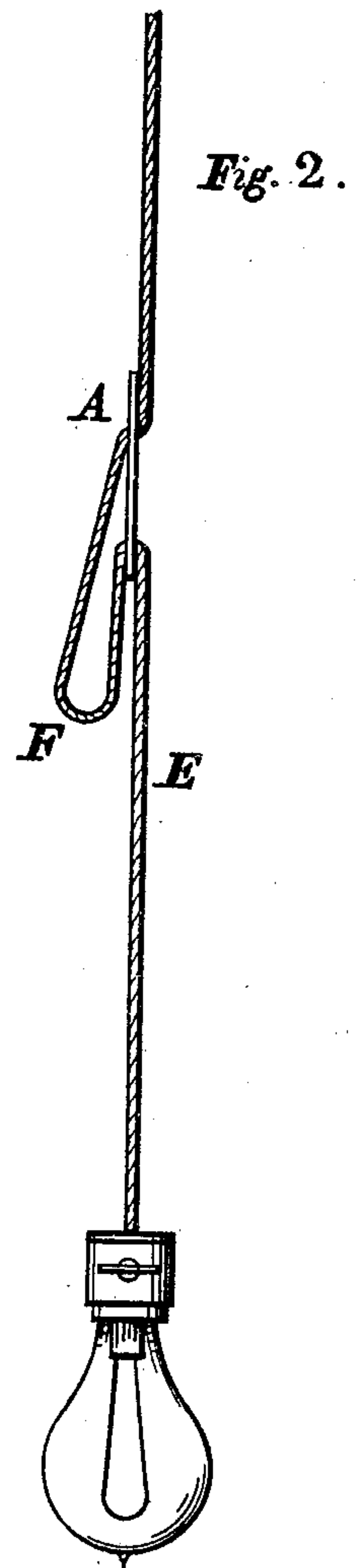
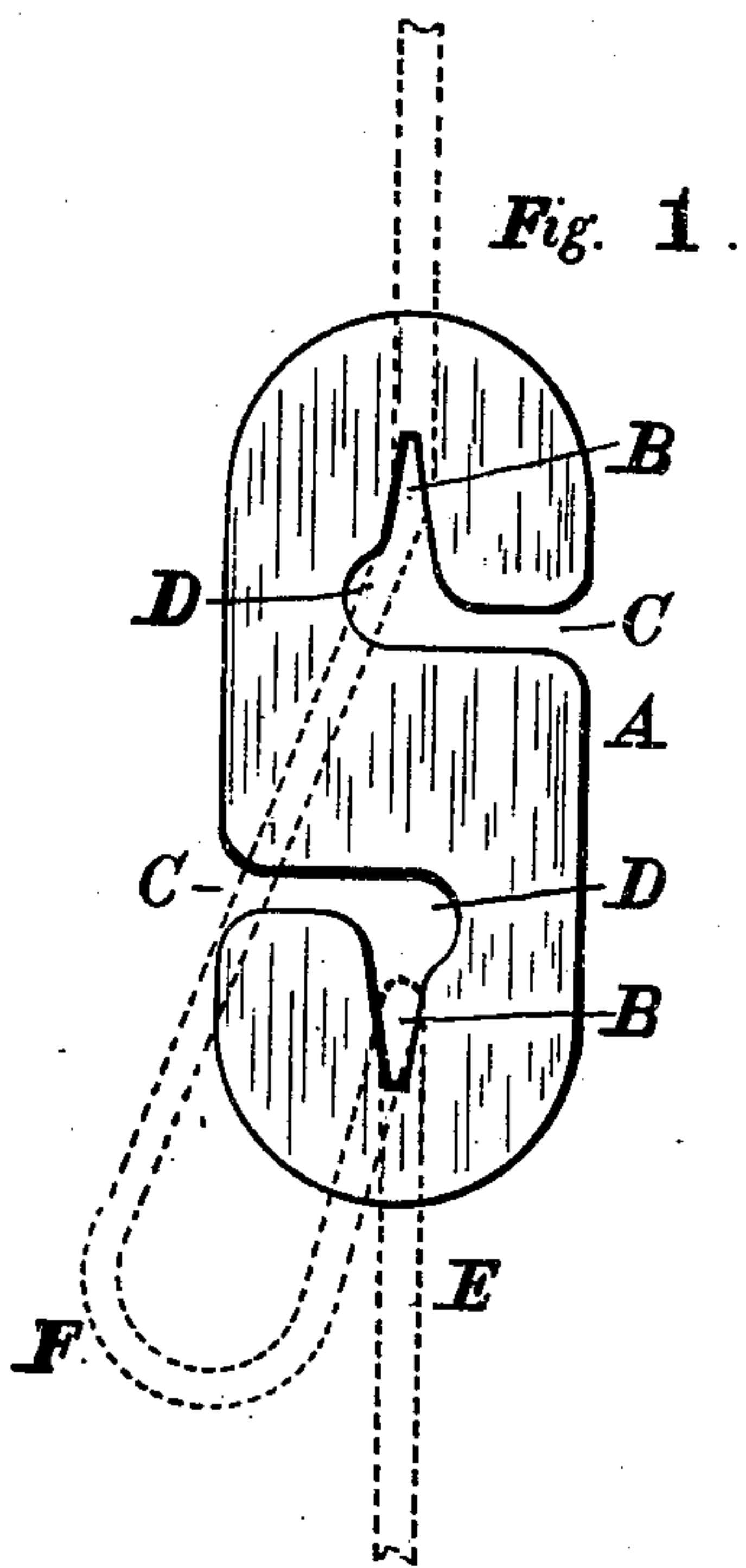


(No Model.)

J. W. HEAPHY, Jr.  
CORD ADJUSTER FOR ELECTRIC LAMPS.

No. 479,509.

Patented July 26, 1892.



Witnesses

A. Sarge Jr.  
C. F. Crannell.

Inventor  
John W. Heaphy, Jr.  
By Geo. B. Selden,

Attorney

# UNITED STATES PATENT OFFICE.

JOHN W. HEAPHY, JR., OF ROCHESTER, NEW YORK, ASSIGNOR TO FRED G. KIMMAN, OF SAME PLACE.

## CORD-ADJUSTER FOR ELECTRIC LAMPS.

SPECIFICATION forming part of Letters Patent No. 479,509, dated July 26, 1892.

Application filed November 11, 1891. Serial No. 411,610. (No model.)

*To all whom it may concern:*

Be it known that I, JOHN W. HEAPHY, Jr., a citizen of the United States, residing at Rochester, in the county of Monroe, in the State of New York, have invented an Improved Cord-Adjuster for Electric Lamps, of which the following is a specification, reference being had to the accompanying drawings.

My invention relates to an improved cord-adjuster for electric lamps whereby the length of the supporting-cord may be adjusted so as to vary the height of the lamp.

My improvement is fully described and illustrated in the following specification and the accompanying drawings and the novel features thereof specified in the claim annexed to the said specification.

In the accompanying drawings, representing my improved cord-adjuster for electric lamps, Figure 1 is a side elevation. Fig. 2 is an edge view. Fig. 3 is a modification.

My improved cord-adjuster for electric lamps consists, essentially, of a plate, disk, or bar A, of suitable material, having tapering openings or recesses B B', adapted to engage the cord formed in it, which recesses open outward through a throat or passage C to permit the introduction of the cord, and are provided with an enlargement D, through which the cord slides easily when it is desired to vary its length and consequently the vertical position of the lamp. The tapering recesses are arranged with their narrow ends away from each other, and each recess is provided with a throat or passage; but it is obvious that any other suitable relative arrangement of the recesses may be adopted, and that a single throat may answer for both of them.

It is characteristic of my improved device that it has a lateral throat or passage leading from the edge to a comparatively large hole or opening. Through this latter the cord passes, when desired, without friction, said opening being in free communication with a tapering recess adapted to tightly embrace the cord, said recess having a transverse extent slightly less than that of the throat. The throat is exteriorly enlarged to provide a mouth to readily receive the cord. By this

construction the device is adapted to be slipped upon the cord and then freely moved lengthwise thereof, the cord at such times passing freely through the enlarged opening, and it can subsequently be made to engage with the comparatively narrow recesses.

My improved cord-adjuster may be made of wood, metal, porcelain, vulcanized fiber, or other suitable material. If made of metal, it is preferably lacquered or enameled, so as to render it a non-conductor; but I prefer to make it of an insulating material, such as vulcanite or vulcanized fiber. The cord-holder is easily and cheaply formed by suitable dies.

The manner of using my improved cord-adjuster for electric lamps will have been already understood. By detaching the cord from its engagement with one of the tapering recesses and sliding it lengthwise through the enlargement, so as to alter the amount of cord in the loop F, the vertical position of the lamp is adjusted to any desired height.

I am aware that devices for holding garments and cords have been provided with spring-fingers of wire or of plate metal adapted to engage a cord, but without an enlarged cord-opening, and also that a plate having an enlarged opening and pinching recesses communicating therewith, but without a lateral throat, has been employed; but prior to my improvement cord-holders have not been provided with contracted lateral throats communicating with enlarged cord-openings having tapered cord-holding recesses.

I claim—

The herein-described cord-adjuster for electric lamps, consisting of a plate or bar of suitable material having lateral throats provided with enlarged mouths communicating with an enlarged opening for the passage of a cord, said opening having a tapering recess with a transverse dimension less than that of a throat to receive and hold the cord, substantially as set forth.

JOHN W. HEAPHY, JR.

Witnesses:

F. G. KIMMAN,  
GEO. B. SELDEN.