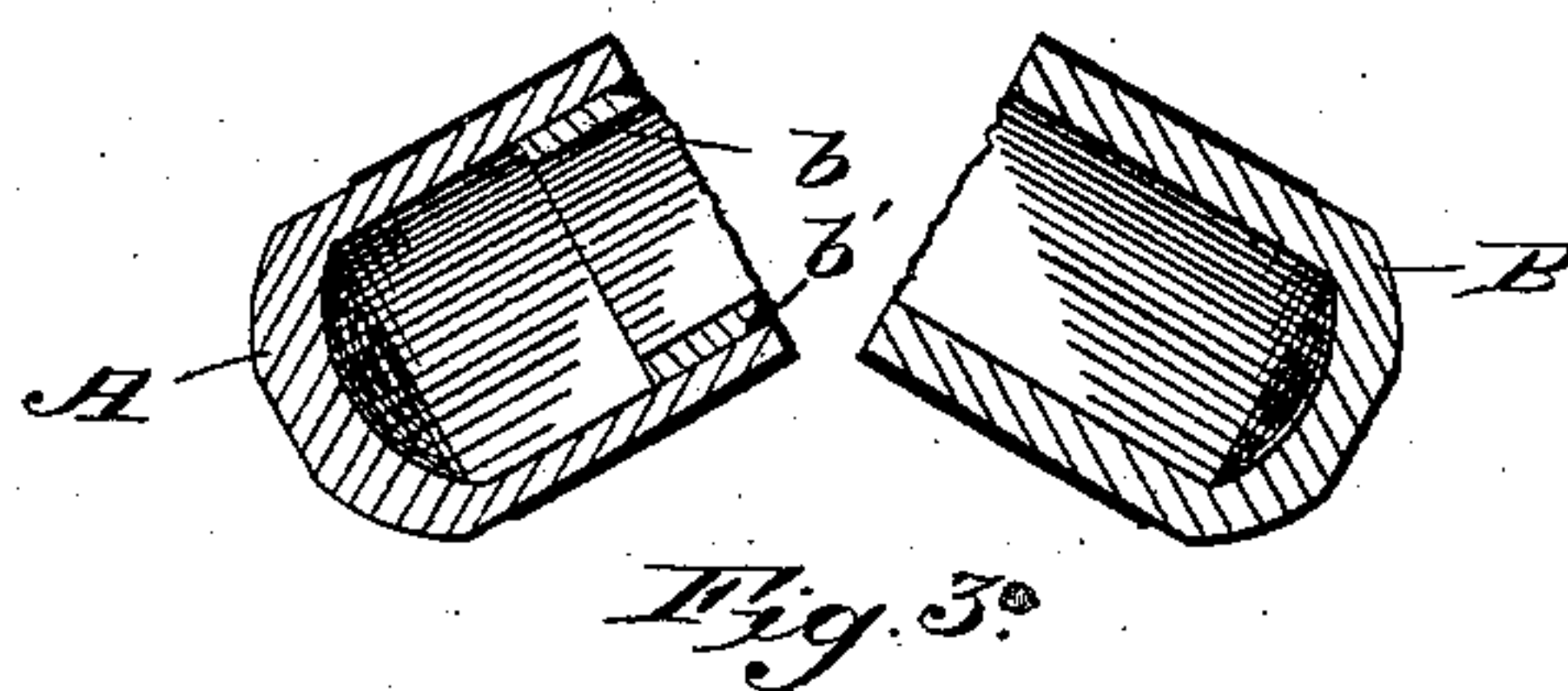
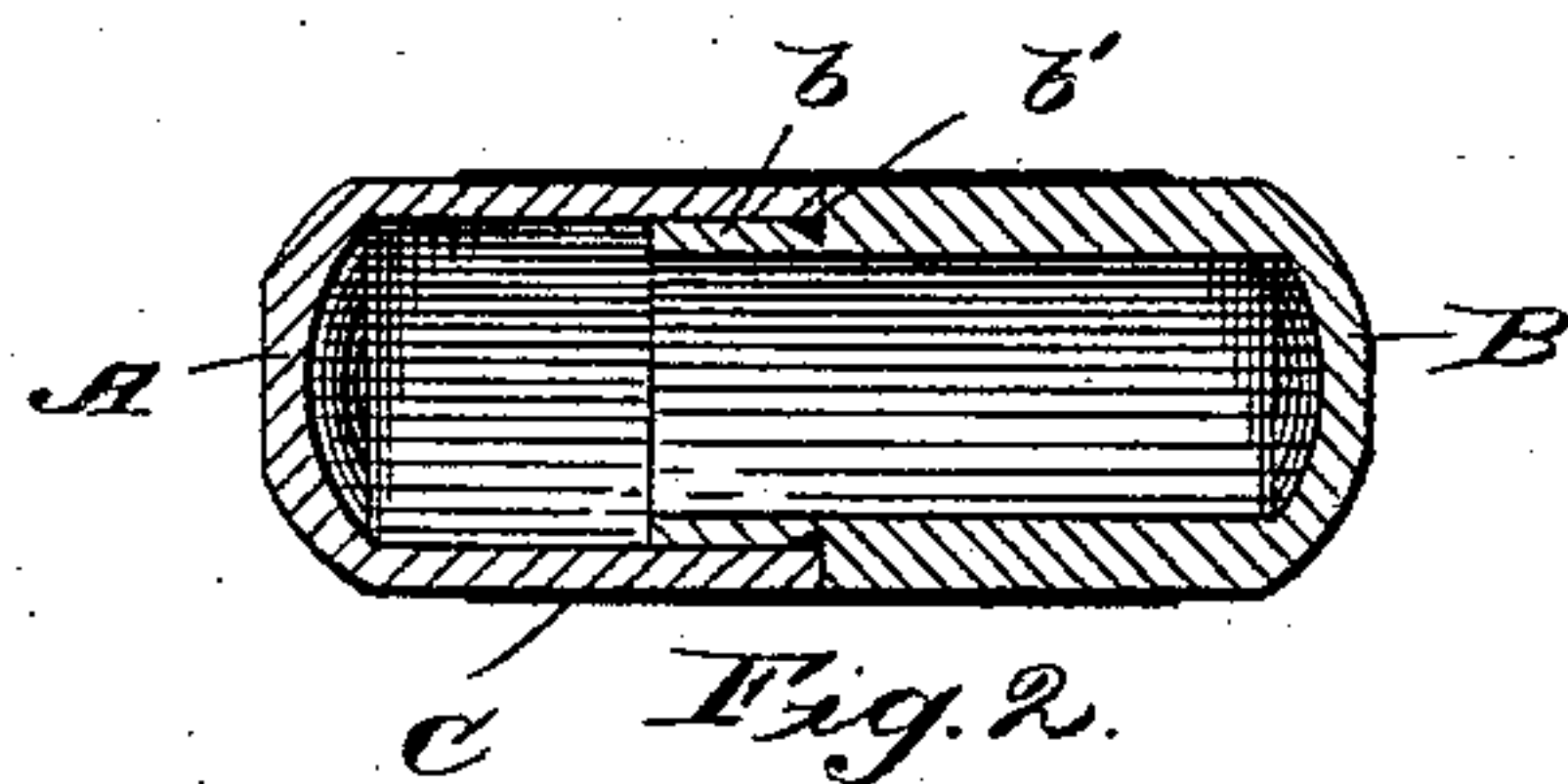
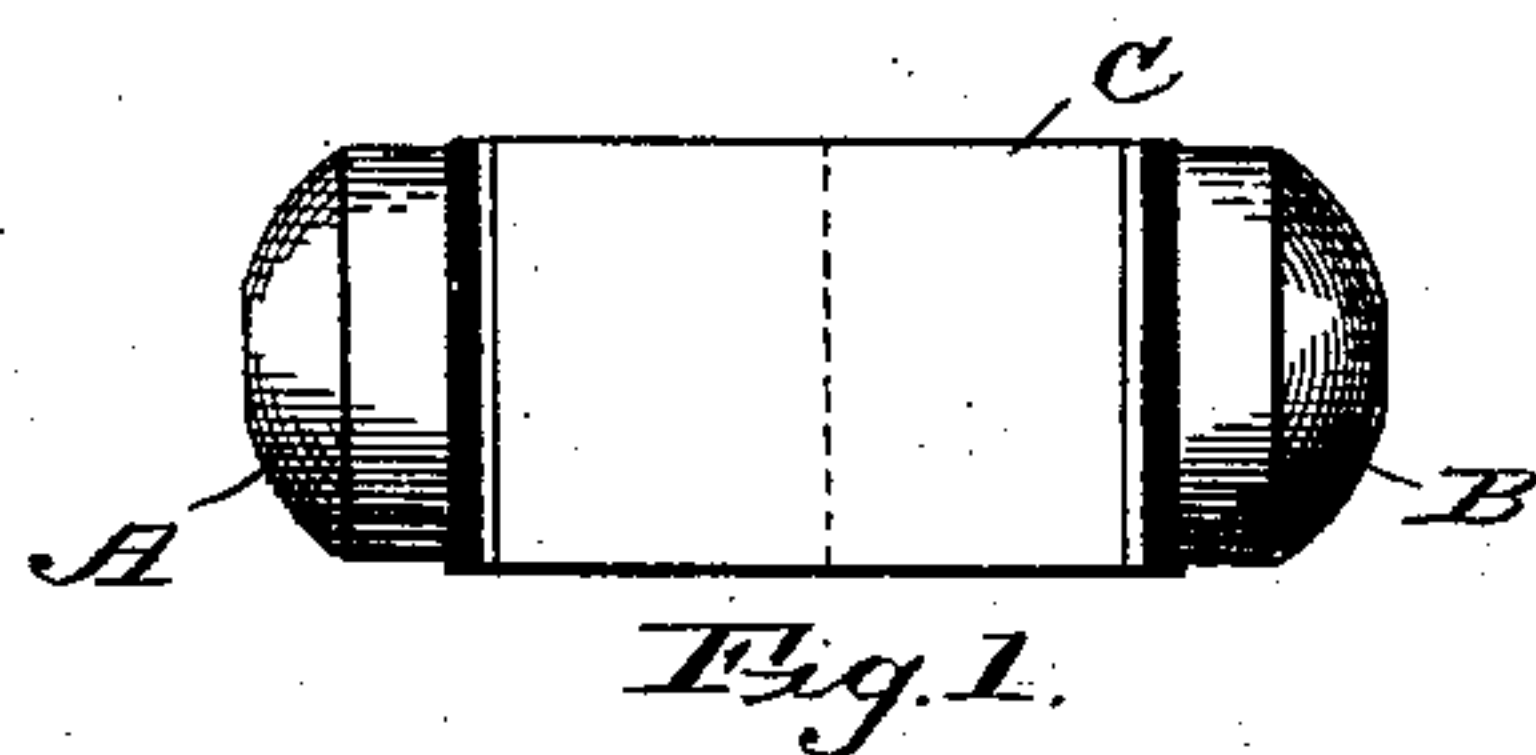


(No Model.)

A. AMES, Jr.
BOX.

No. 478,947.

Patented July 12, 1892.



Witnesses
as Chas. H. Mann
A. W. Harrison

Inventor
A. Ames, Jr.
By Wright, Brown & Crossley
Attorneys

UNITED STATES PATENT OFFICE.

AZEL AMES, JR., OF CHELSEA, ASSIGNOR TO S. K. HAMILTON, OF WAKEFIELD, MASSACHUSETTS.

BOX.

SPECIFICATION forming part of Letters Patent No. 478,947, dated July 12, 1892.

Application filed April 13, 1892. Serial No. 429,018. (No model.)

To all whom it may concern:

Be it known that I, AZEL AMES, Jr., of Chelsea, in the county of Suffolk and State of Massachusetts, have invented certain new and useful Improvements in Boxes, of which the following is a specification.

My invention relates to small boxes or similar receptacles for holding light articles, such as postage-stamps or other small pieces of paper; and my object is to produce a box which when sealed substantially as hereinafter described cannot be opened without breaking it so as to destroy its further utility as a closed receptacle.

My invention consists in the construction and combination of parts, as hereinafter described and claimed.

In the drawings which accompany and form part of this specification, Figure 1 is a side elevation of my box complete and sealed. Fig. 2 is a longitudinal section of the same, and Fig. 3 is a longitudinal section of the same after the box has been opened to obtain access to the contents.

Similar reference-letters indicate the same parts in all the views.

The box, which is preferably of wood with rounded ends and round in cross-section, is made of two parts A and B, of which the part A is of a caliber to receive the reduced portion or lip *b* of the part B. This reduced portion or lip *b* is cut away or provided with an annular groove *b'* near the shoulder of the part for a purpose to be presently explained.

To prepare the box and its contents for the purpose for which it is intended—viz., that of being deposited in and sold from a coin-controlled vending-machine of the type illustrated in Patent No. 402,920 and in certain

pending applications—postage-stamps and a coupon are rolled together and inserted in the cup or part B, and the cover or part A is fitted over the thin lip *b*. An adhesive band or label C is then secured around the central portion of the box, uniting the two parts thereof and covering the joint.

When it is desired to open the box to remove its contents, the force required to break the band or label C fractures the lip *b* along its groove *b'* and severs said flange from the part B of the box, thus rendering it practically impossible to use the box again for such purpose, and thus forming a check upon users against resupplying the coin-controlled vending-machine from any other than the stock supplied by the agents of the company or individuals duly authorized.

Having now described my invention, what I claim, and desire to secure by Letters Patent, is—

1. The combination, with a box formed of two parts, one of which has a weakened or frangible integral portion, of an adhesive band or label secured to the box outside said weakened portion.

2. The combination, with a box composed of the parts A and B, the latter having a lip *b*, provided with annular groove *b'* and entering the part A, of an adhesive band or label C, secured to both of said parts A and B, substantially as described.

In testimony whereof I have signed my name to this specification in the presence of two subscribing witnesses.

AZEL AMES, JR.

Witnesses:

FRANK BROWER,
CHAS. W. BLACKWOOD.