

(No Model.)

R. JAEKEL.  
SOFA BEDSTEAD.

No. 477,421.

Patented June 21, 1892.

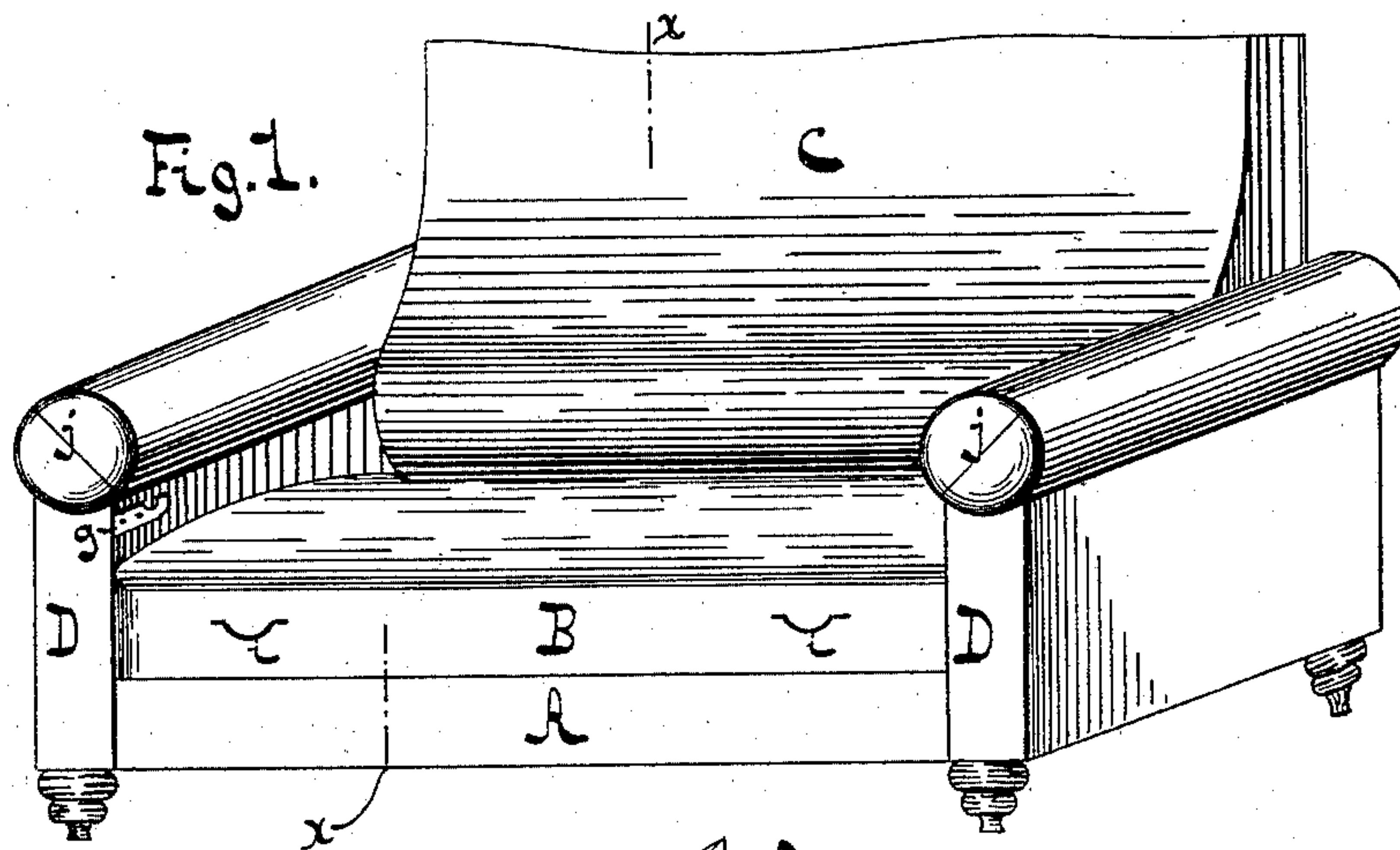


Fig. 2.

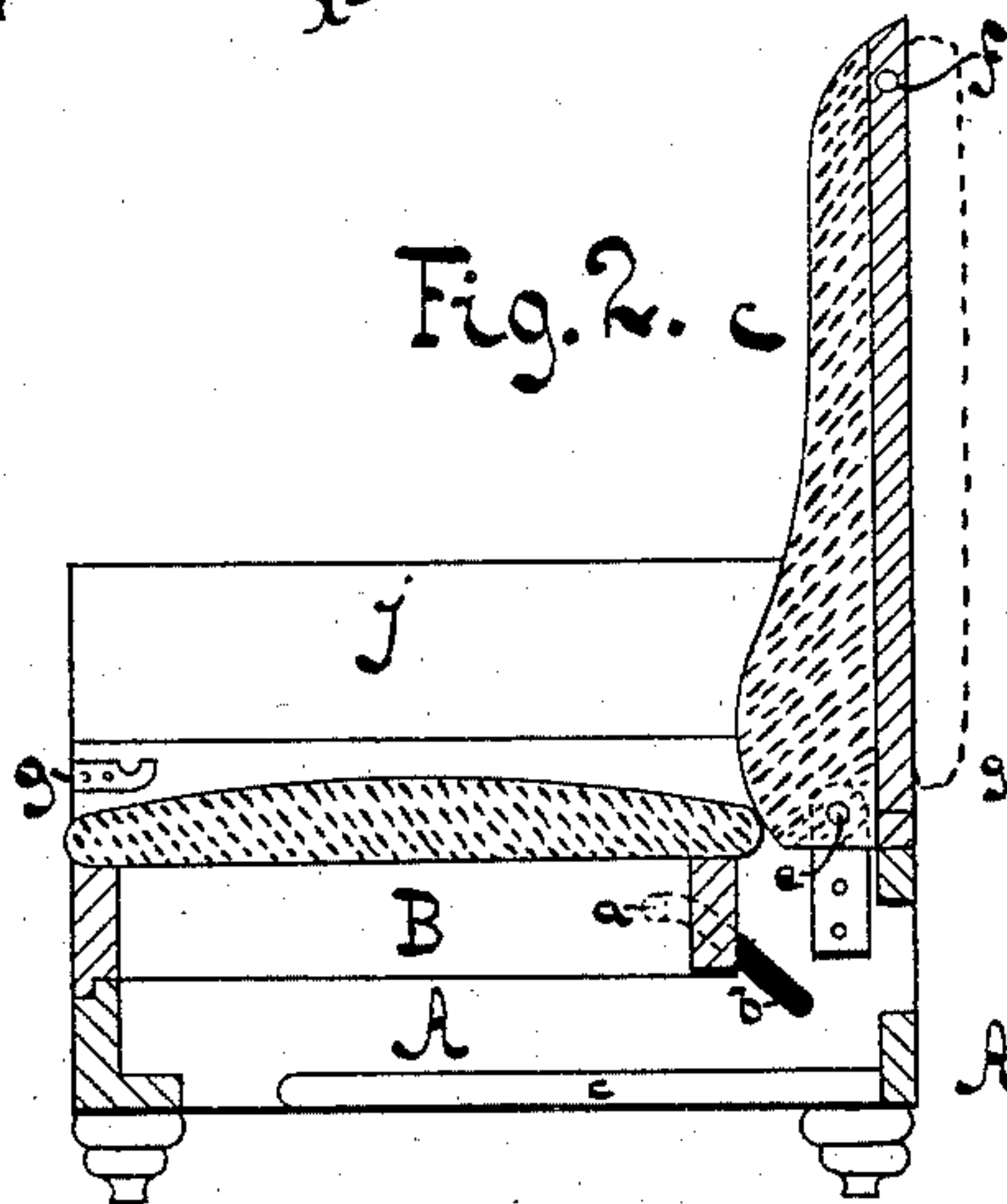


Fig. 4.

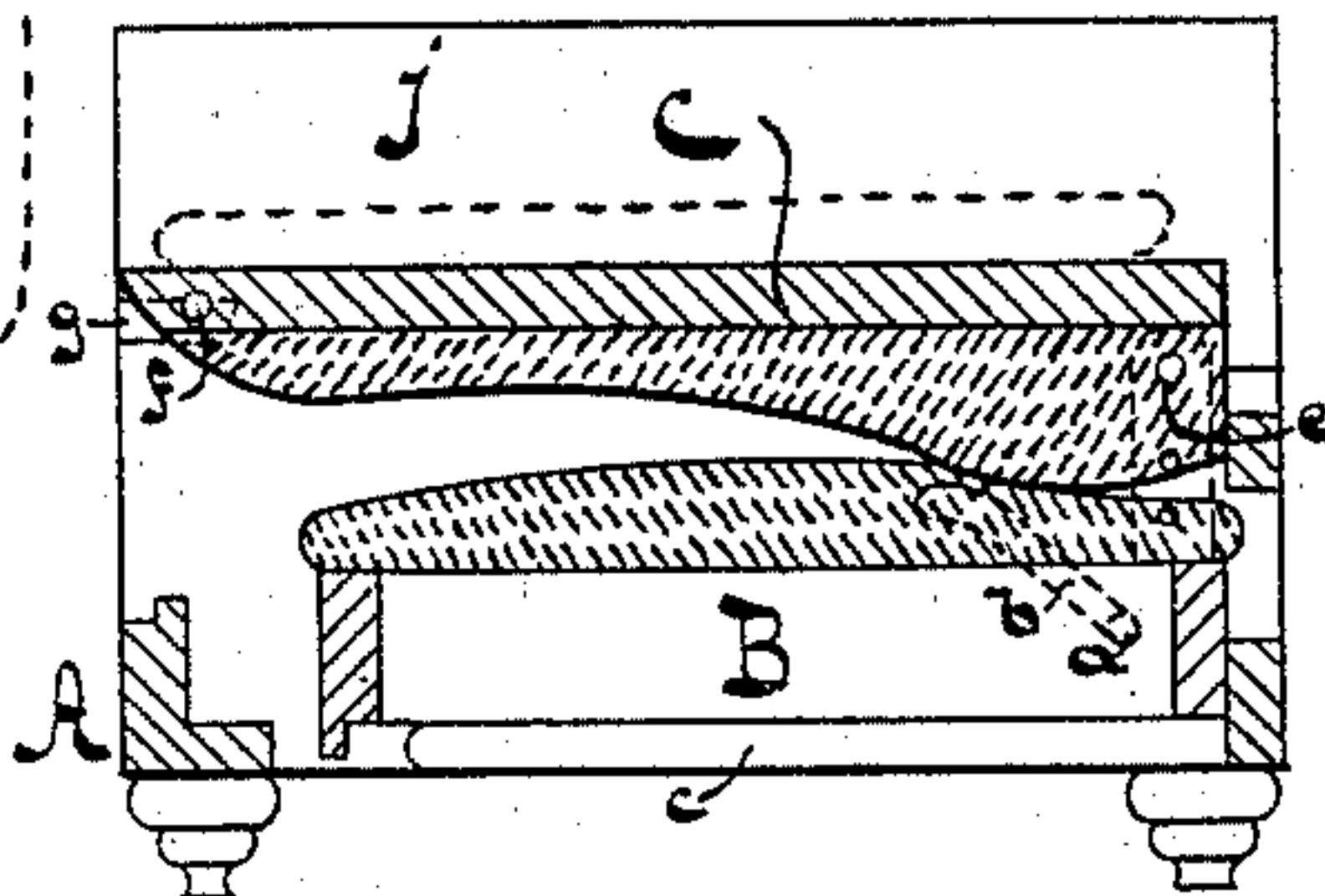
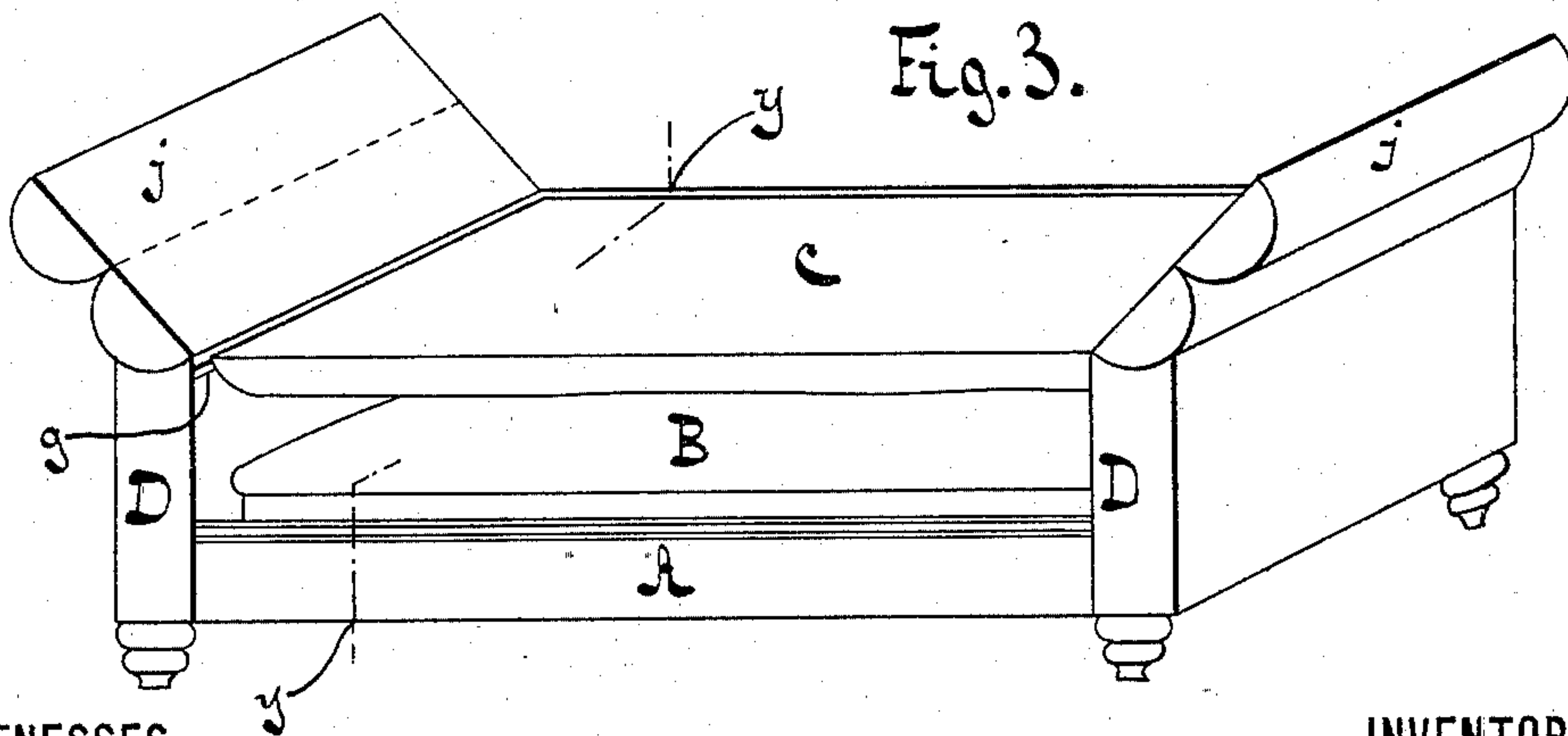


Fig. 3.



WITNESSES:

*Klas H. Tarnstedt*  
*Joseph Elias*

INVENTOR:  
Richard Jaekel  
BY *Alfred du Faurgs*  
ATTORNEY



# UNITED STATES PATENT OFFICE.

RICHARD JAEKEL, OF BERLIN, GERMANY.

## SOFA-BEDSTEAD.

SPECIFICATION forming part of Letters Patent No. 477,421, dated June 21, 1892.

Application filed September 19, 1891. Serial No. 406,228. (No model.) Patented in England September 1, 1891, No. 14,775; in Austria-Hungary September 2, 1891, No. 41,552 and No. 93,552; in Switzerland September 9, 1891, No. 3,986; in Italy October 3, 1891, No. 30,367; in France December 21, 1891, No. 216,003, and in Norway February 24, 1892, No. 2,471.

*To all whom it may concern:*

Be it known that I, RICHARD JAEKEL, a subject of the Emperor of Germany, and a resident of Berlin, in the Kingdom of Prussia, have invented certain new and useful Improvements in Sofa-Bedsteads, (for which I have obtained Letters Patent in France December 21, 1891, No. 216,003; in Italy October 3, 1891, No. 30,367; in Switzerland September 9, 1891, No. 3,986; in Norway February 24, 1892, No. 2,471; in Austria-Hungary September 2, 1891, No. 41,552 and No. 93,552, and in Great Britain September 1, 1891, No. 14,775,) of which the following is a specification.

My invention has reference to improvements in sofa-bedsteads; and it consists, essentially, in a sofa-bedstead composed of a base, a seat connected with said base and adapted to fall within the same, and a back hinged to the base and adapted to fold over the seat, all of which is more fully pointed out in the following specification and claims and illustrated in the accompanying drawings, in which—

Figure 1 represents a perspective showing the article arranged as a sofa or lounge. Fig. 2 is a section in the plane  $x x$ , Fig. 1. Fig. 3 is a perspective showing the article arranged as a bedstead. Fig. 4 is a section in the plane  $y y$ , Fig. 3.

Similar letters indicate corresponding parts throughout the several views.

In the drawings, the letter A designates the box-like base provided with suitable vertical end pieces D and D.

B is the seat having opposite end pieces provided with pins  $a a$ , engaging with slots  $b b$ , formed in the inner sides of the end pieces D D of the base. The seat is of such dimensions that it can be lowered into the base. The upper portions of the slots  $b b$  are horizontal, so that the pins support the back of the seat when the article is arranged for a sofa, while the front of the seat is supported on the front of the base, Fig. 2. Connected with the horizontal portion of the slots are

other portions, which extend obliquely downward, so that when the seat is pushed inwardly to clear it from the front of the base and the horizontal portions of the slots it can be lowered into the base, Fig. 4, and brought to rest on the battens  $c c$ . The seat may be provided with handles  $i i$  for convenience in changing its position.

The back C of the sofa is hinged at  $e e$  to the sides D D of the base in such a manner that it can be turned about its hinges to fall over the seat B when the latter is within the base A, Fig. 4. However, instead of being secured to the sides of the base, it could be secured to the back of the same. The rear side of the back is upholstered or provided with a mattress. (Shown in dotted lines.) Suitable pins  $f f$  on the back, engaging notches in plates  $g g$ , secured to the end pieces D D of the base, support the front end of the said back when in its horizontal position. However, it is evident that other means could be substituted for the purpose. The bolsters  $j j$  of the base may be made in two longitudinal halves hinged together, so that the inner halves can be turned upward to form the inclined head and foot of the bed.

It will be noticed from the foregoing description that by lowering the seat into the base the bedstead obtained does not exceed the standard height.

What I claim as new, and desire to secure by Letters Patent, is—

1. In a sofa-bedstead, the combination of a base, a seat adapted to be lowered into said base, and a back connected to the base and arranged to fold over the seat when the latter is lowered, substantially as described.

2. In a sofa-bedstead, the combination of a hollow base having its end pieces provided with slots having horizontal and inclined portions, a seat provided with pins traveling in said slots, for lowering said seat, and a back hinged to the base and provided on its rear side with a mattress, all substantially as described.

3. In a sofa-bedstead, the combination of  
the base A, provided with slots *b b*, a seat B,  
having pins *a a*, engaging said slots, for low-  
ering the seat into the base, a back C, hinged  
5 to the base and adapted to fold over the seat,  
and means for supporting said back when  
folded over, substantially as described.

In witness whereof I have hereunto signed  
my name in the presence of two subscribing  
witnesses.

RICH. JAEKEL.

Witnesses:

W. HAUPT,  
JOH. WALLMANN.