

(No Model.)

H. METZ.

COMBINED NEWSPAPER HOLDER AND DOOR PLATE.

No. 475,460.

Patented May 24, 1892.

Fig. 1.

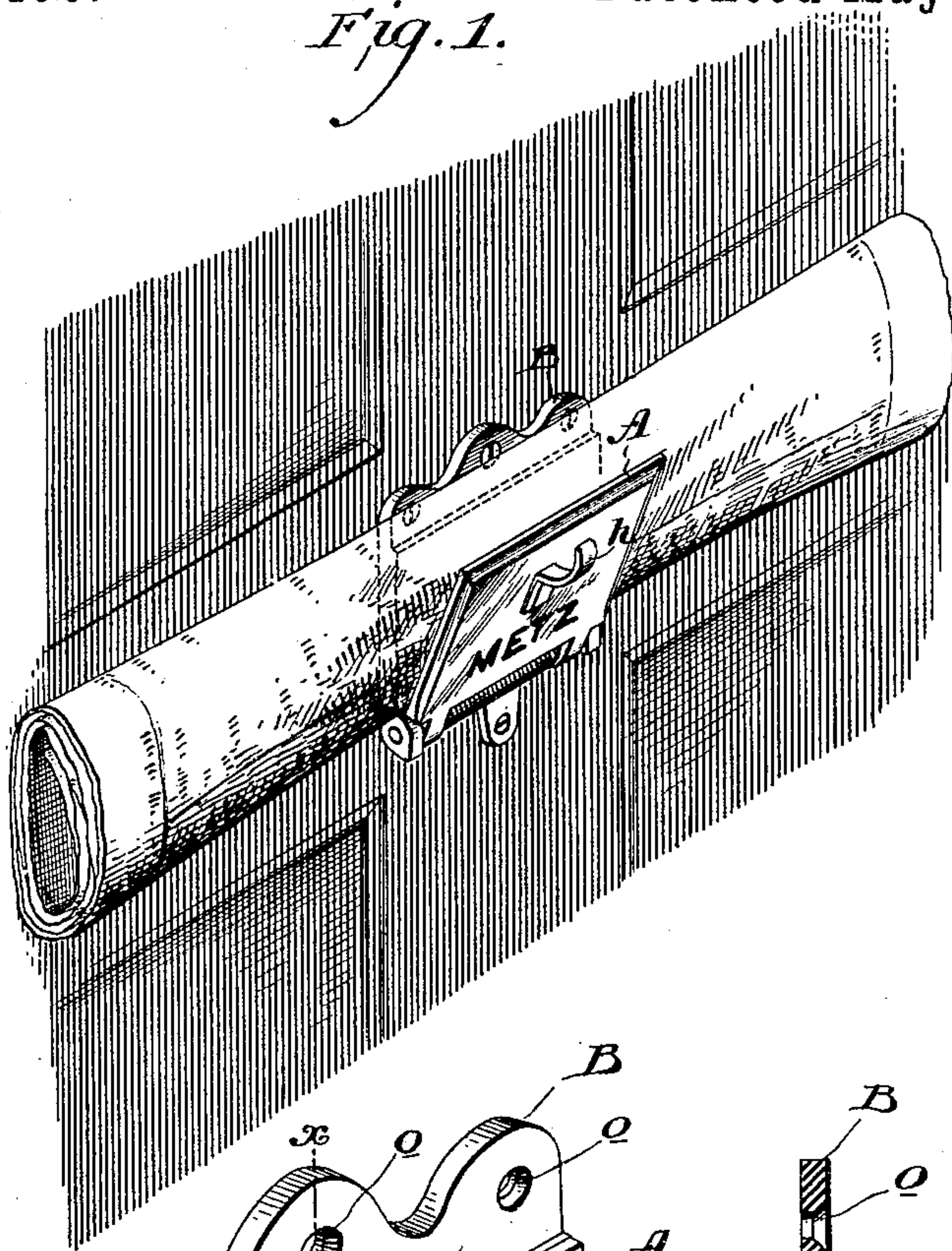


Fig. 2.

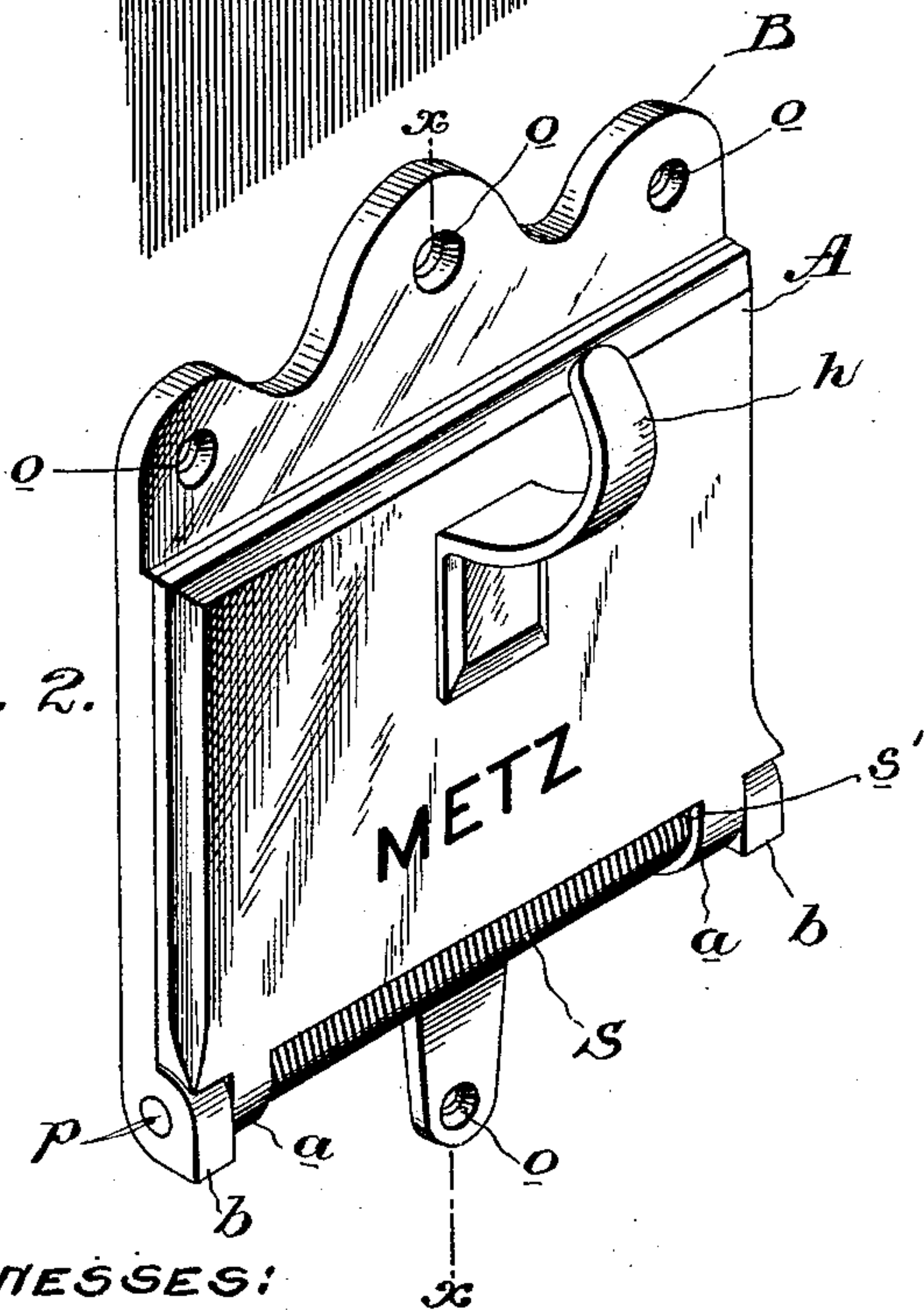
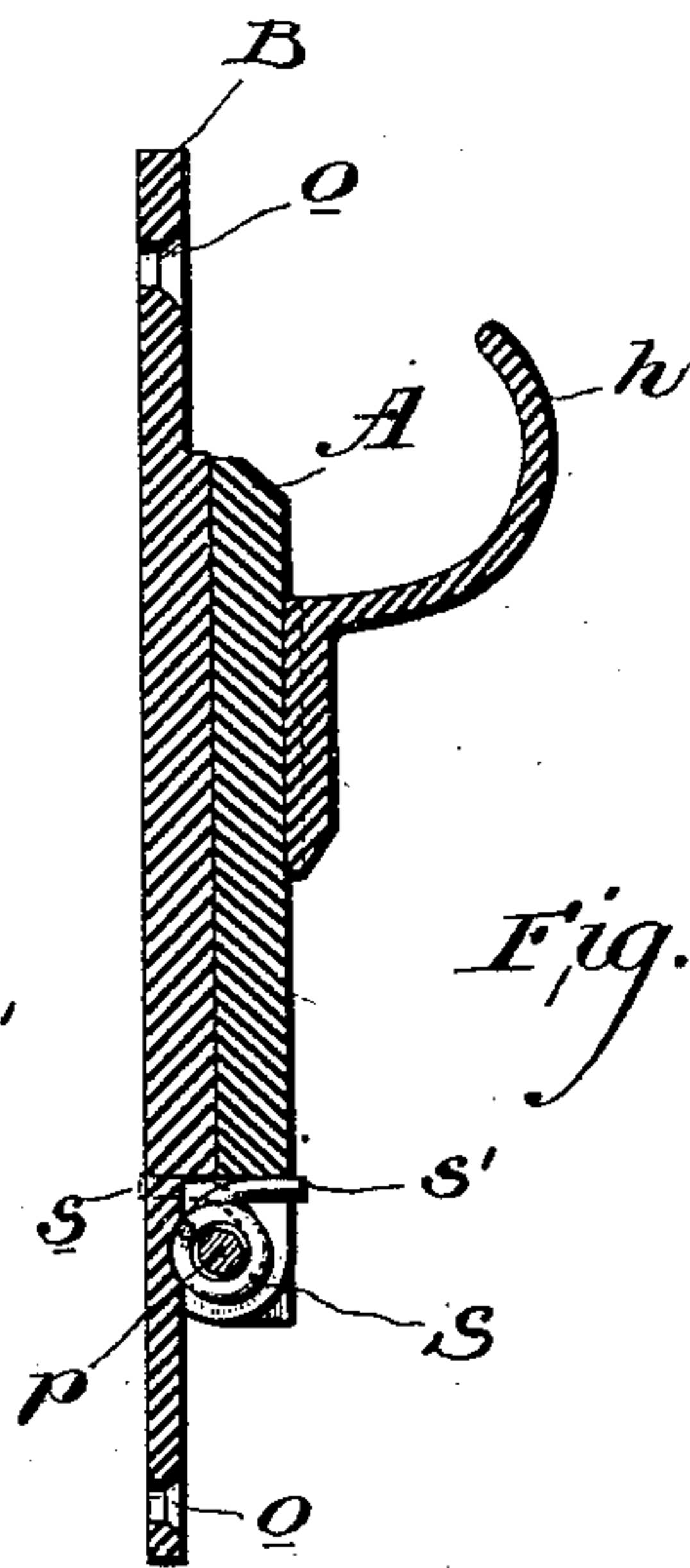


Fig. 3.



WITNESSES:

David S. Williams,
J. Henderson

INVENTOR:

Henry Metz,
By his Attorney,
James Pettit.

UNITED STATES PATENT OFFICE.

HENRY METZ, OF PHILADELPHIA, PENNSYLVANIA.

COMBINED NEWSPAPER-HOLDER AND DOOR-PLATE.

SPECIFICATION forming part of Letters Patent No. 475,460, dated May 24, 1892.

Application filed March 3, 1892. Serial No. 423,576. (No model.)

To all whom it may concern:

Be it known that I, HENRY METZ, of the city of Philadelphia and State of Pennsylvania, have invented a certain new and useful Improvement in a Combined Ornamental Newspaper-Holder and Door-Plate; and I do hereby declare the following to be a full, clear, and exact description thereof, reference being had to the accompanying drawings, forming

part of this specification.

My invention has relation to improved hinged door-plates for the ready reception and securing of newspapers, mail-matter, &c., to the front door of residences; and it consists in a metal door-plate, preferably ornamental, hinged at its lower end to a rear securing-plate through the medium of a horizontal rod or pin and a spiral spring adjusted circumferentially on said rod with one end of said spring secured against the rear securing-plate and the other end bearing against the front hinged plate, the tension of which tends to force and retain the front hinged plate in a vertical or approximately vertical position, tending to bind and securely hold in position the newspaper between the two said plates. The front plate is preferably designed for the reception of the name of the occupant of the house as a door-plate.

The device is preferably constructed of brass or other metal susceptible of high polish and constructed to present an ornamental effect. The rear plate is preferably larger than the front hinged plate and is provided with orifices for securing-screws. The front plate has secured on its face a handle, preferably of a hook shape, by which the plate may be drawn forward, and upon which, if desired, a light pail or package may be hung.

In the drawings the device is clearly illustrated.

Figure 1 represents the device secured in position to a front door, retaining a newspaper. Fig. 2 is a perspective view of the device detached. Fig. 3 is a sectional view on the line *x x* of Fig. 2.

A represents the front plate, hinged at its base to the rear plate B through the medium of the rod or pin *p*, passing through the lugs *a*, provided on the plate A and secured at

each end in the lugs *b*, provided at the bottom of the rear plate B. A long spiral spring *S* is provided circumferentially on the pin *p*, having one end *s* bearing against the under side of the plate B, and the opposite end *s'*, bearing with the proper tension against the under side of the front plate A, tending to force the plate A tightly against the plate B in a vertical position, so that when the newspaper or other matter is interposed between the two plates the same will be held firmly in position until removed by withdrawing the plate A, through the medium of the handle or hook *h*.

A rear plate B is, as before stated, constructed, preferably, larger than the front plate A, and is provided with the orifices *o*, countersunk for the reception of securing-screws.

I am aware that various spring-tension clasp devices have heretofore been invented for various purposes, and do not claim such broad construction. My invention resides in the construction of devices herein particularly described and claimed.

Having thus described my invention, what I claim, and desire to secure by Letters Patent, is—

1. In a newspaper-holder for front doors, a rear securing-plate B, provided with depending lugs *b* and orifices *o* for securing-screws, front hinged plate A, provided with depending lugs *a*, pivotally hinged to the plate B by the pin *p*, passing through said lugs, and horizontal spiral spring *S*, secured circumferentially upon the pin *p*, having its respective ends engaging against the bottom of the said plates A and B for forcing the plate A normally against the plate B, and handle or hook *h*, provided upon the plate A, substantially as described.

2. In a combined newspaper-holder and door-plate, a front hinged ornamental door-plate with space provided for the reception of the name of the occupant of the house, depending lugs *a*, secured to the bottom of said door-plate A, rear securing-plate B, provided at its base with depending lugs *b*, and countersunk orifices provided therein for the reception of securing-screws, said door-plate A, hinged to said rear plate B by pin *p*, engaging

in and through the respective lugs *a* and *b* of
the respective plates, spiral spring *S*, circum-
ferentially disposed upon said pin *p*, having
one end *s* of said spring engaging against said
5 rear plate *B* and the other end *s'* at a desired
tension engaging against the under side of
the plate *A*, tending to force the same nor-
mally against the plate *B*, and the securing-

hook or handle *h*, provided on the plate *A*, sub-
stantially as described. 10

In witness whereof I have hereunto set my
hand this 2d day of March, A. D. 1892.

HENRY METZ.

Witnesses:

H. GORDON MCCOUCH,
HORACE PETTIT.