

(No Model.)

J. M. LUCAS.
BOUQUET HOLDER.

No. 475,220.

Patented May 17, 1892.

Fig. 1.

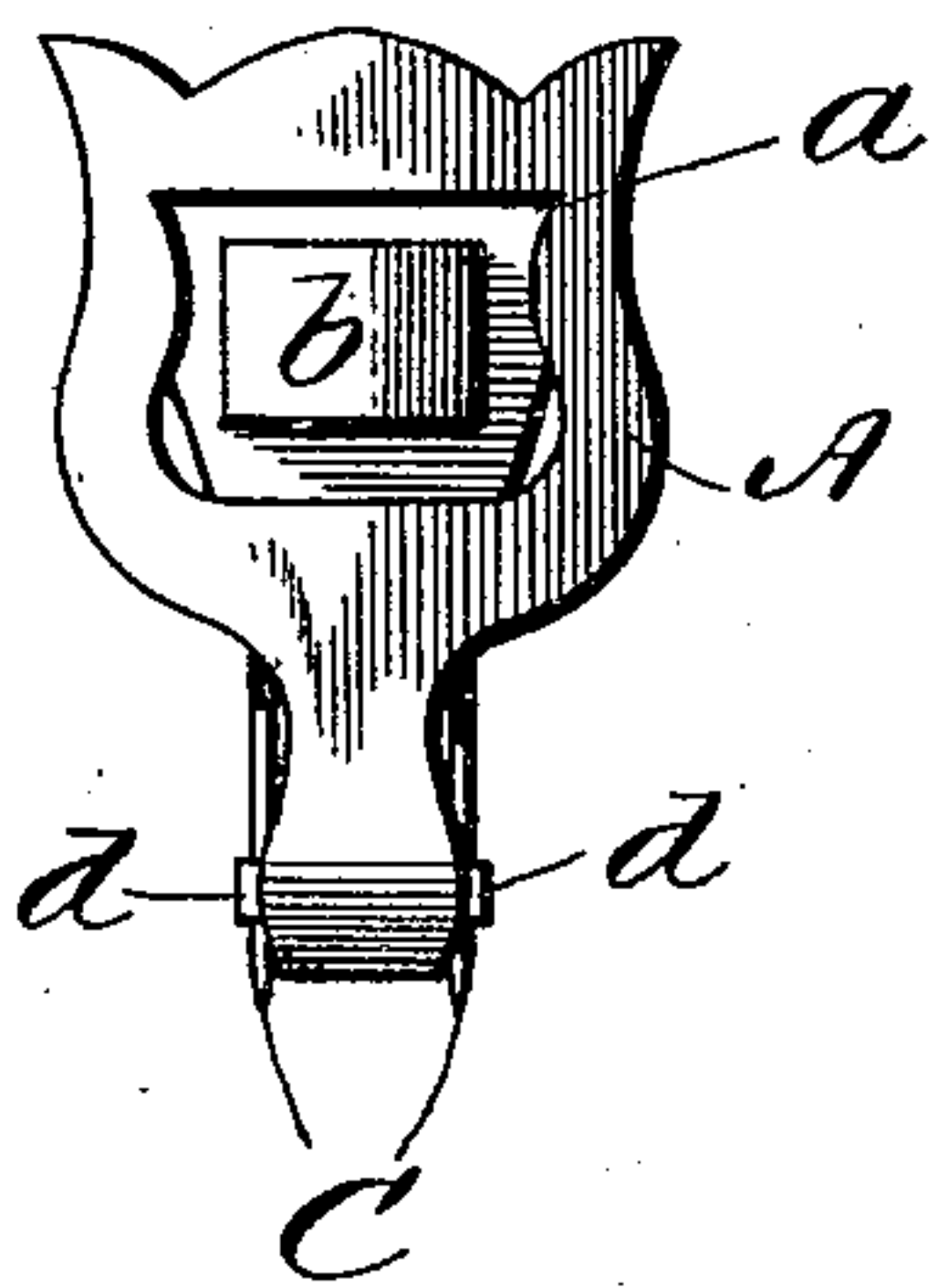


Fig. 2.

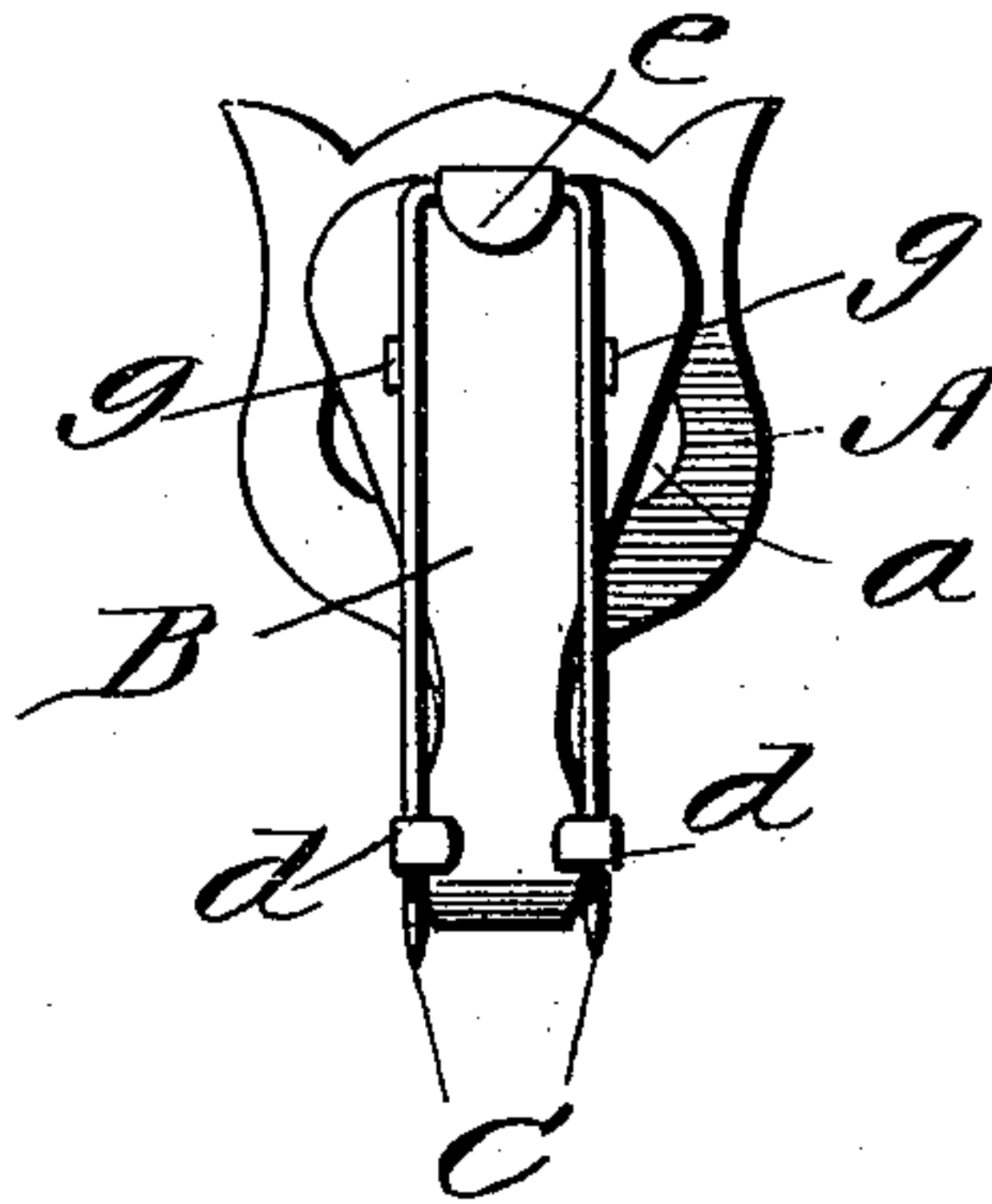


Fig. 4.

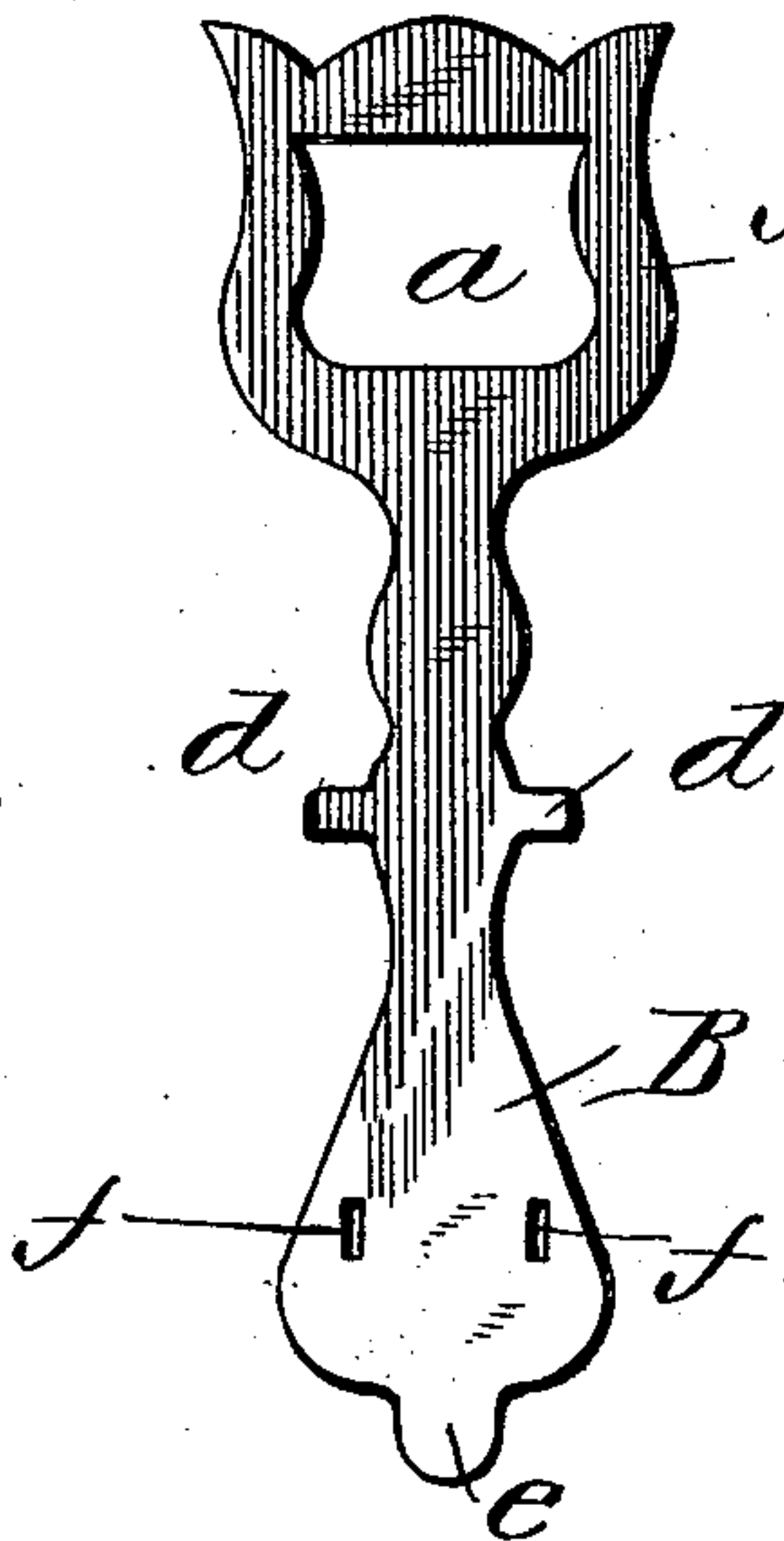


Fig. 3.

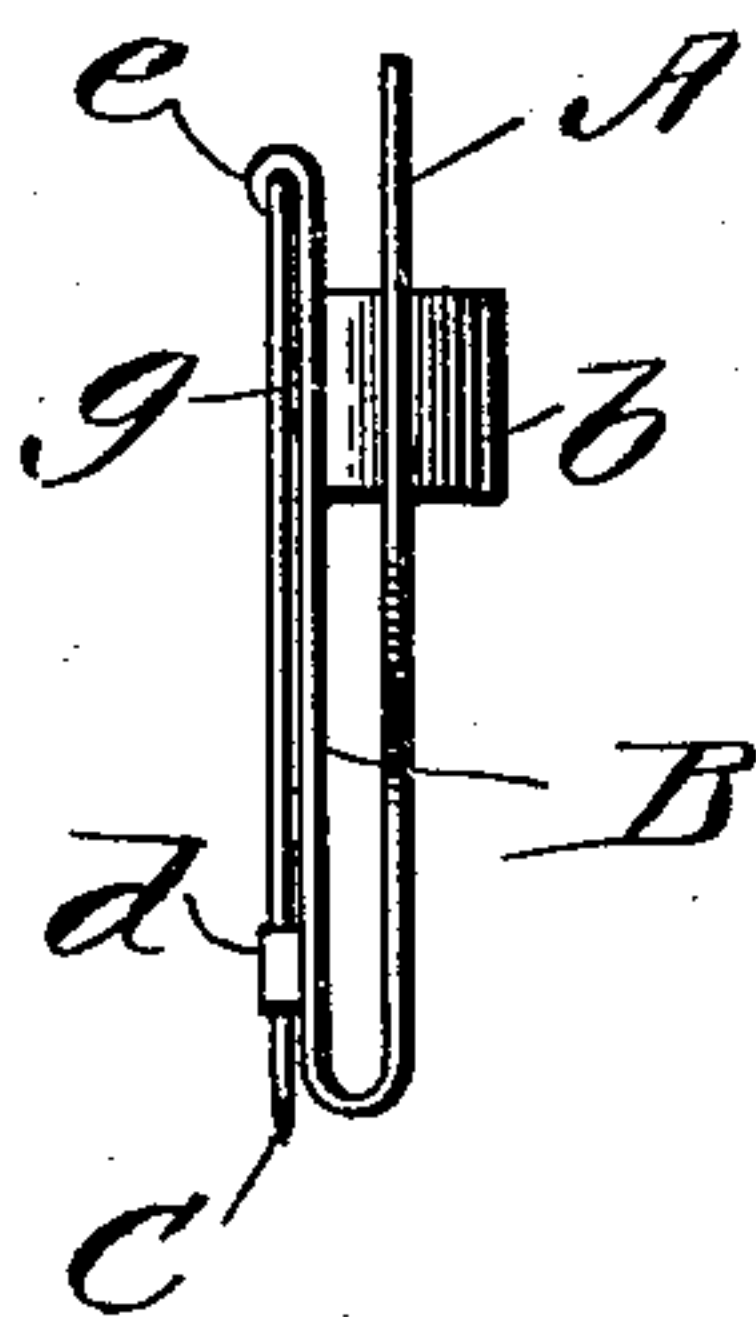


Fig. 5.



Witnesses
Wm. H. Hillyard
Van Buren Hillyard.

Inventor
John M. Lucas.
By his Attorneys
W. H. Hillyard

UNITED STATES PATENT OFFICE.

JOHN M. LUCAS, OF CADIZ, OHIO.

BOUQUET-HOLDER.

SPECIFICATION forming part of Letters Patent No. 475,220, dated May 17, 1892.

Application filed August 6, 1891. Serial No. 401,846. (No model.)

To all whom it may concern:

Be it known that I, JOHN M. LUCAS, a citizen of the United States, residing at Cadiz, in the county of Harrison and State of Ohio, have invented certain new and useful Improvements in Bouquet-Holders; and I do hereby declare the following to be a full, clear, and exact description of the invention, such as will enable others skilled in the art to which it appertains to make and use the same.

This invention relates to bouquet-holders and is equally well adapted to receive a pen or pencil or similar article.

The purpose of the invention is the provision of an article which will be efficient, ornamental, and cheap, and which can be readily attached to or removed from the garment or coat of the wearer.

The improvement consists of the novel features and the peculiar construction and combination of the parts, which will be hereinafter more fully described and claimed and which are shown in the annexed drawings, in which—

Figure 1 is a front view, Fig. 2 a rear view, and Fig. 3 a side view, of the invention. Fig. 4 is a plan view of the blank prior to the attachment of the loop and the pin. Fig. 5 is a plan view of the loop-blank.

The holder comprises the two spring members A and B, which are connected at their lower ends and are adapted to spring apart at their upper or free ends. The free ends of the members A and B are expanded, the member A having the opening *a* and the member B having the loop *b*, which is adapted to be projected through the opening *a* and receive the stem of the bouquet or the pen, pencil, or other article to be retained in place. The intermediate portion between the ends of the blank from which the device is fastened is constructed to give a graceful and light appearance to the holder and render the members sufficiently flexible. The member B is provided with lateral ears *d*, which when properly bent form catches for the free ends of the double pin C, and with the wing *e*, which is bent around the closed end of the double pin and retains the same in position. The blank *b*, which forms the loop, is provided at its ends with projections *g*, which pass through openings *f* in the member B and are clinched on the side opposite to that

from which they entered to hold the said loop in place.

The parts A and B are integrally formed, being stamped from sheet metal substantially in the form shown in Fig. 4. The loop-blank *b* is also stamped from sheet metal and is secured to the blank A B in the manner herebefore stated. The members A and B are folded and come approximately parallel, as shown in Fig. 3. The stem of the bouquet or other article to be held in place is thrust through the loop *b* and is held between the said loop and the face of the member A by the tendency of the two members to spring apart.

Having thus described my invention, what I claim, and desire to secure by Letters Patent, is—

1. A bouquet-holder composed of the approximately parallel members A and B, constructed to spring apart at their free ends, the member B having a loop *b* and a catch-pin and the member A having opening *a* to receive the said loop *b*, substantially as and for the purpose described.

2. A bouquet-holder consisting of blank A B, having its ends widened and the intermediate portion contracted and having an opening in one of the widened ends, the blank being doubled on itself to form two approximately parallel members which spring apart at their free ends, a loop attached to one member to extend through the said opening in the other member, and a catch-pin to secure the device to the clothing, substantially as described.

3. A bouquet-holder composed of a blank having widened ends and an intermediate contracted portion and having opening *a* in one of the widened ends, ears turned down upon the contracted portion, wing *e*, extended from the other widened end and having slits *f f* formed therein, the loop *b*, having projections *g*, which project through the slits *f f* to be clinched, and the double pin C, held by the wing *e* and adapted to have its free ends spring under the catches formed by the ears *d d*, substantially as set forth.

In testimony whereof I affix my signature in presence of two witnesses.

JOHN M. LUCAS.

Witnesses:

JOHN F. KENNEDY,
JOSIAH P. LUCAS.