

(No Model.)

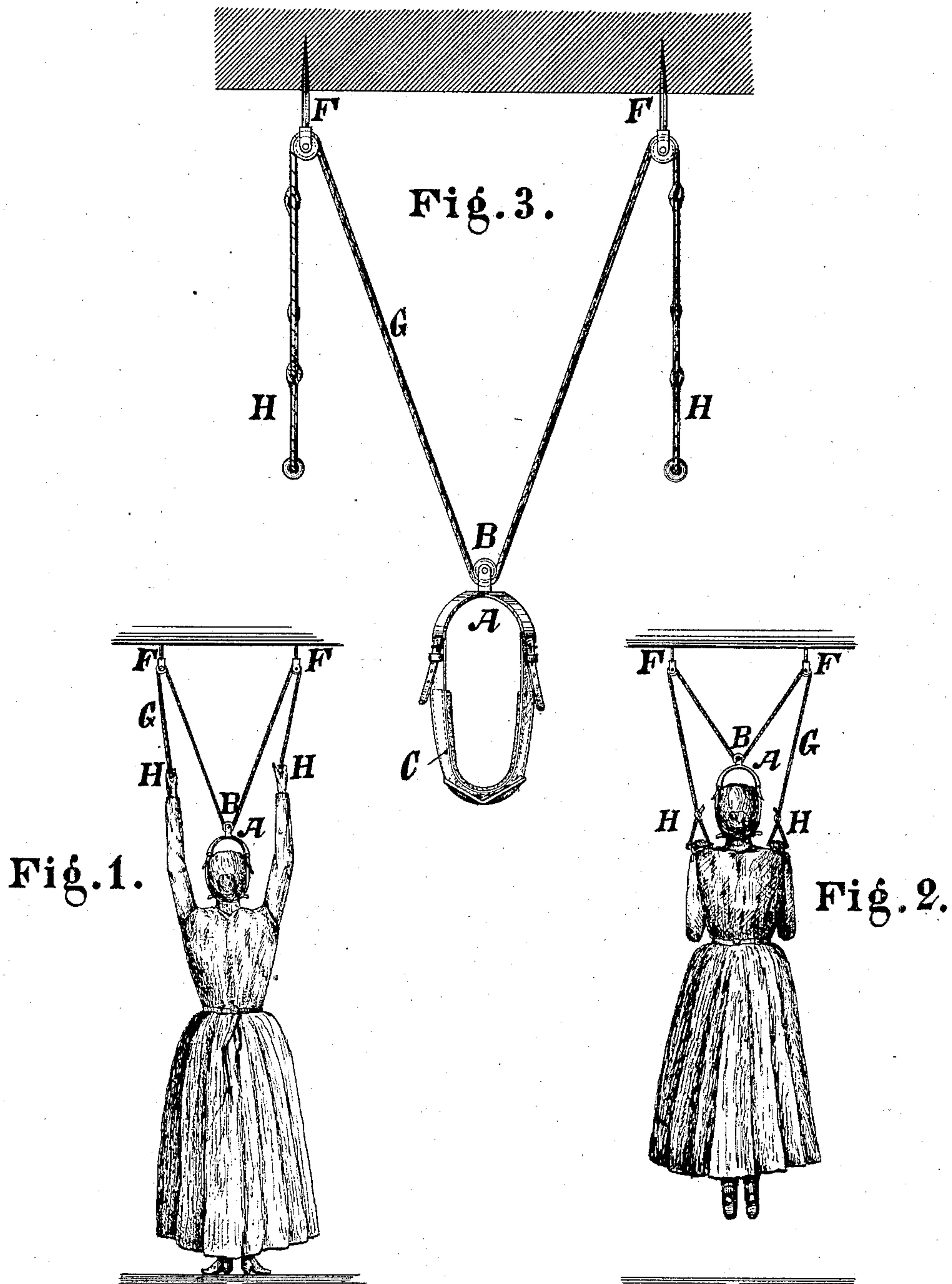
2 Sheets—Sheet 1.

C. SCHMID.

APPARATUS FOR STRETCHING THE VERTEBRAL COLUMN.

No. 474,486.

Patented May 10, 1892.



Witnesses:
Wm. Wagner
A. Goughmans.

Inventor:
C. Schmid
by his attorneys
Roeder & Bissell

(No Model.)

2 Sheets—Sheet 2.

C. SCHMID.

APPARATUS FOR STRETCHING THE VERTEBRAL COLUMN.

No. 474,486.

Patented May 10, 1892.

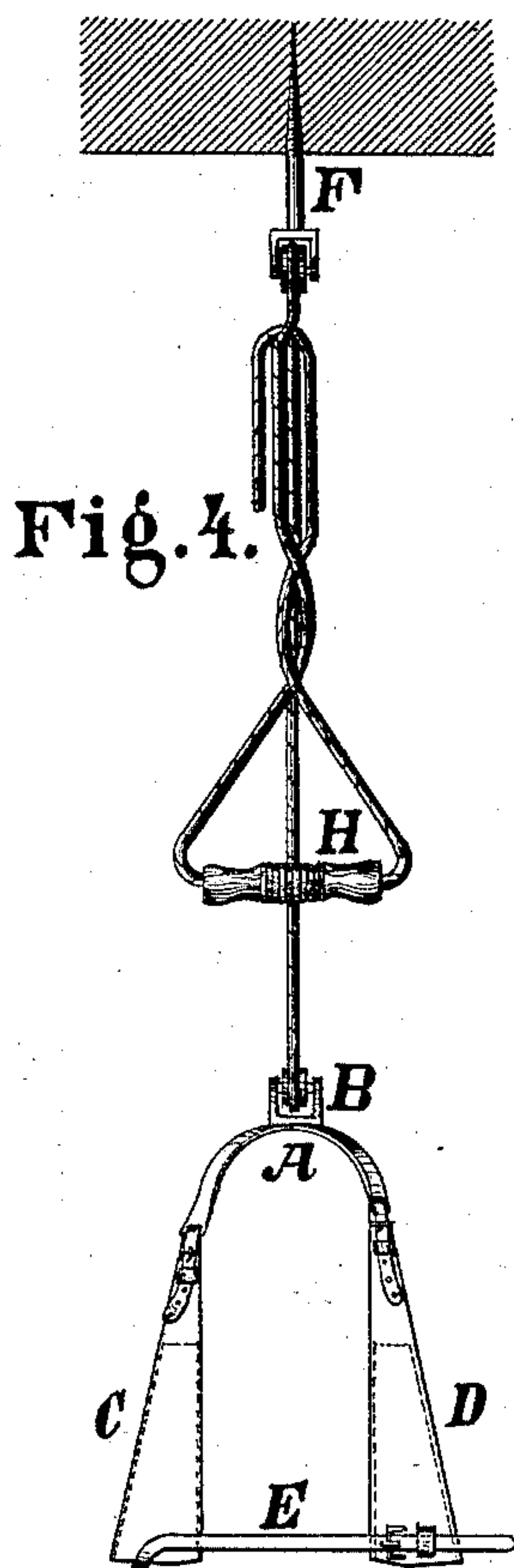


Fig. 4.

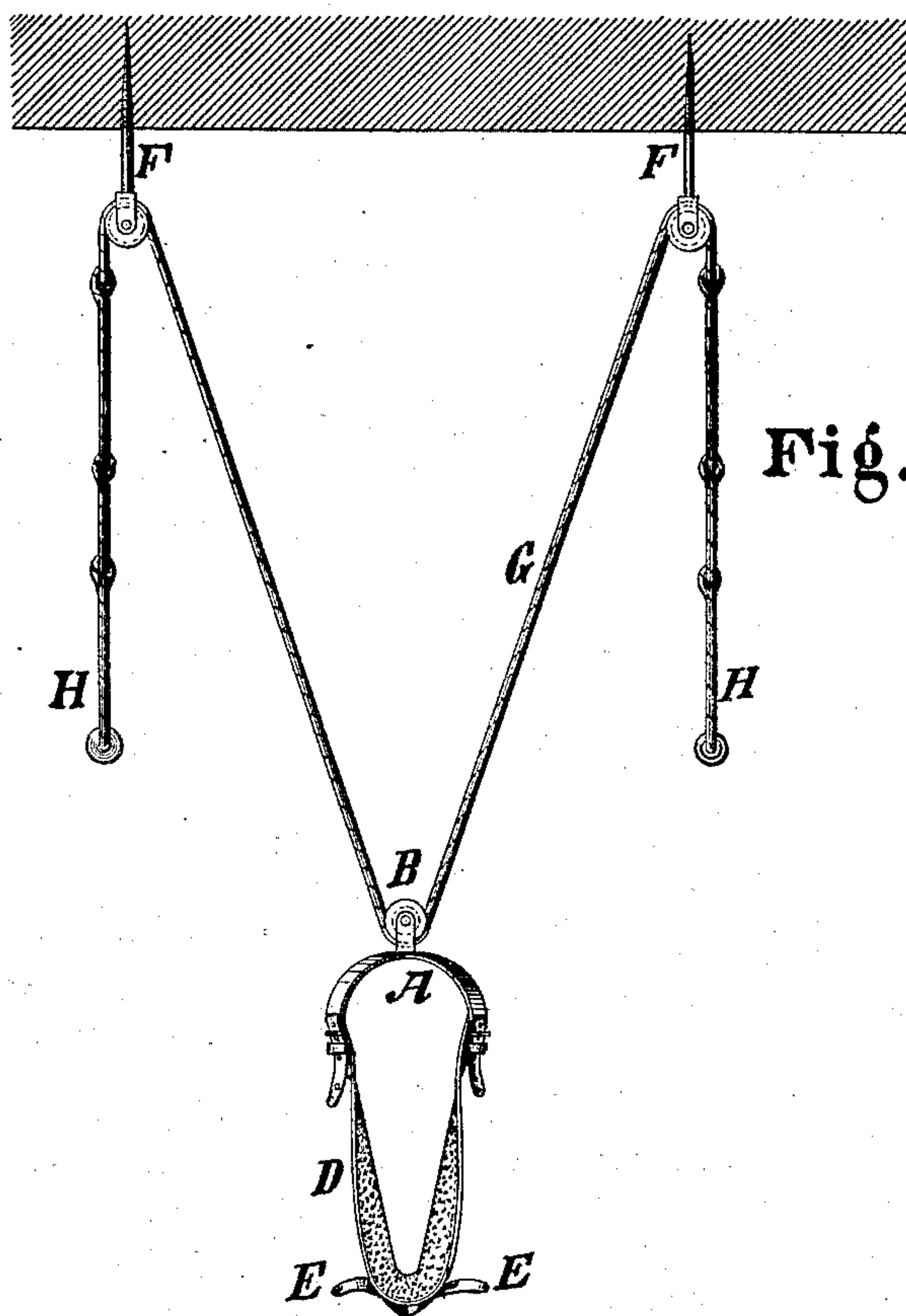


Fig. 5.

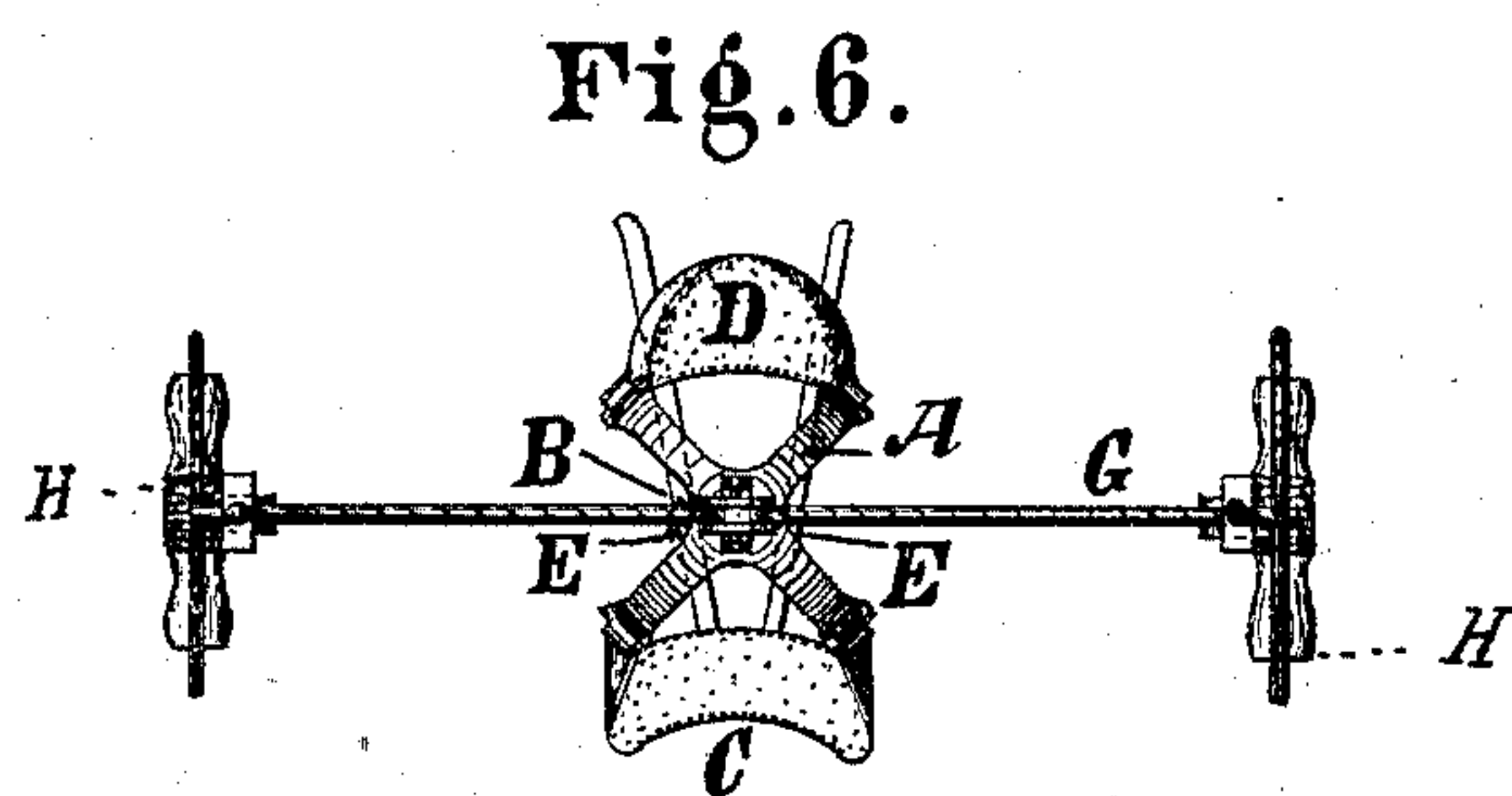


Fig. 6.

Witnesses:
Wm. Wagner.
A. Bonghman.

Inventor:
C. Schmid
by his attorneys
Roeder & Briesen

UNITED STATES PATENT OFFICE.

CARL SCHMID, OF SEEBURG, GERMANY.

APPARATUS FOR STRETCHING THE VERTEBRAL COLUMN.

SPECIFICATION forming part of Letters Patent No. 474,486, dated May 10, 1892.

Application filed August 25, 1890. Serial No. 363,006. (No model.)

To all whom it may concern:

Be it known that I, CARL SCHMID, a subject of the King of Württemberg, residing at Seeburg, in Württemberg, Germany, have invented a new and Improved Apparatus for Stretching the Vertebral Column, of which the following is a specification.

This invention relates to an improved apparatus for stretching the vertebral column and for exercising and strengthening the muscles of the neck and the upper body in general.

It consists in the various features of improvement more fully pointed out in the claim.

In the accompanying drawings, Figure 1 is a rear elevation of the apparatus, showing the patient supported on his feet. Fig. 2 is a similar view with the patient raised; Fig. 3, a similar view without the patient. Fig. 4 is a side view of the apparatus; Fig. 5, a front view, and Fig. 6 a top view, thereof.

The letter A represents a cap of cruciform suspended by pulley B and rope G from a ceiling or other support, having the pulleys F, over which the rope passes. The ends of the rope G terminate in handles H. Two of the arms of cap A carry a padded band C for sustaining the occiput, and two of the arms carry a padded band D for sustaining the chin. Both bands D C are attached to their respective arms by straps and buckles, so as to be adjustable in length. Transverse straps E con-

nect the lower ends of the bands C D, so that the bands are always kept at the proper distance. The straps E may also be adjusted in length by means of buckles.

In use the patient places his head between the bands C D underneath the cap, with his chin and occiput properly supported by the bands. He then draws himself up by the handles H and lowers himself to stretch or dress his vertebral column and to strengthen the muscles of the neck and the upper part of the body in general.

What I claim is—

The combination, with the cruciform cap, of the bands depending from its front and rear arms and adapted to be passed under the chin and back of the head of a patient, the pulley at the crown of the cap, the rope passing under said pulley, and the suspended pulleys over which the ends of the rope pass, so as to permit the extremities of the rope to be grasped and operated by the patient, personally, substantially as specified.

In testimony whereof I hereunto sign my name, in the presence of two subscribing witnesses, this 1st day of August, 1890.

CARL SCHMID.

Witnesses:

W. LEOPOLD,
ALBERT SCHWARZ.