

(No Model.)

C. CAPLIS.  
PARCEL CARRIER.

No. 473,566.

Patented Apr. 26, 1892.

Fig I.




Fig II.

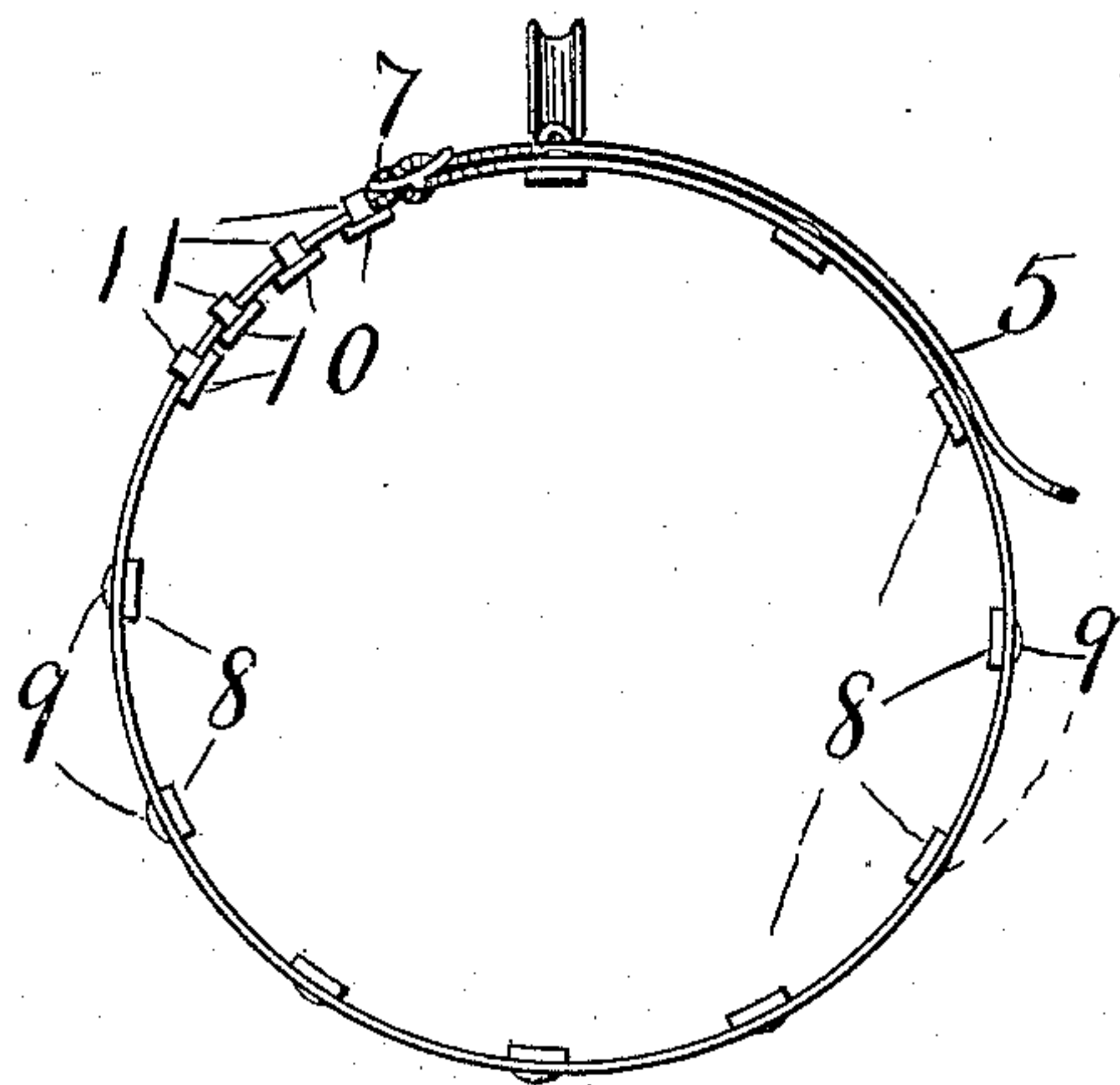
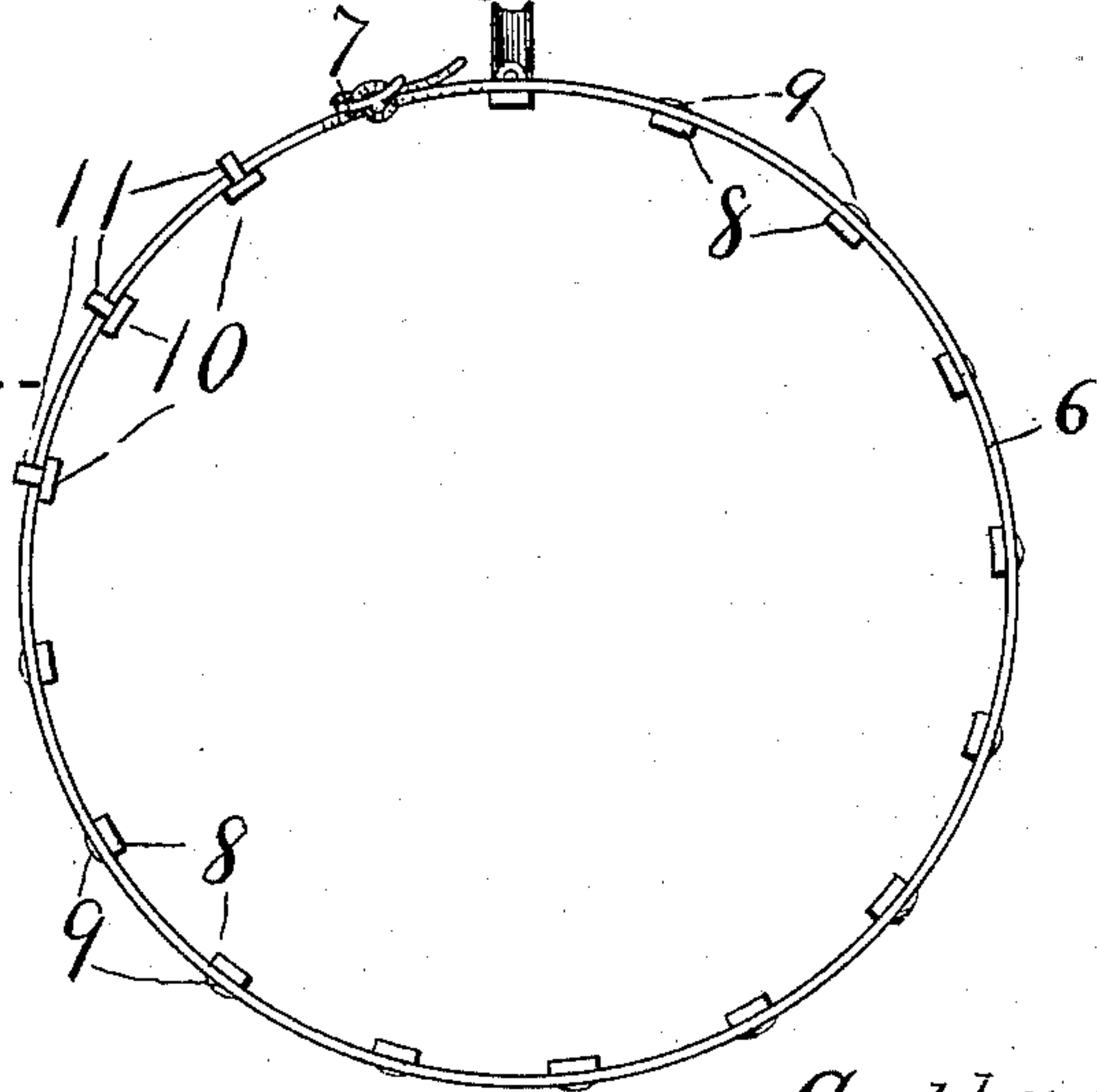


Fig III.



WITNESSES,  
P. C. Stevens.  
M. C. Hilgard.

INVENTOR.  
Catharine Caplis.  
by W. C. Stevens ATTORNEY.

# UNITED STATES PATENT OFFICE.

CATHARINE CAPLIS, OF RONDOUT, NEW YORK.

## PARCEL-CARRIER.

SPECIFICATION forming part of Letters Patent No. 473,566, dated April 26, 1892.

Application filed January 9, 1892. Serial No. 417,534. (No model.)

*To all whom it may concern:*

Be it known that I, CATHARINE CAPLIS, a citizen of the United States, residing at Rondout, in the county of Ulster and State of New York, have invented certain new and useful Improvements in Bundle-Carriers; and I do hereby declare the following to be a full, clear, and exact description of the invention, such as will enable others skilled in the art to which it appertains to make and use the same.

This invention relates to that class of devices by means of which bundles of books or of articles of purchase or of wearing-apparel—such as shawls, &c.—may be secured and strapped together and provided with a handle to render the same convenient to be carried by hand; and the object of the invention is to provide means whereby two or more shawl-straps may be joined together at a fixed distance apart to act as one bundle-carrier, and means whereby the same may be adjusted for carrying bundles of different sizes.

To this end my invention consists in the construction and combination of parts forming a bundle-carrier hereinafter described and claimed, reference being had to the accompanying drawings, in which—

Figure I is a side elevation of a bundle-carrier with the parts in position for carrying a small bundle, and Fig. II is an end view of the same. Fig. III is an end view of the same or a similar carrier lengthened out, with the parts in position for carrying a larger bundle.

5 and 6 represent two straps provided with buckles 7 or with any other means for adjustably securing their ends.

8 represents a series of slats or staves made of wood, celluloid, steel, or any other suitable material, each rigidly secured to both straps by means of rivets 9 or any other usual method of fastening. It will be observed that the slats 8 are secured to the straps about equal distances apart, such as will be convenient for keeping in place in one bundle a number of small parcels, and there are enough of these staves so permanently fixed to surround a small-sized bundle and permit the straps to be tightly buckled thereon.

10 represents a series of staves, each provided with two staples 11 to freely engage the two straps, whereby the staves 10 are secured to the straps in a manner to be slid along the straps the required distance to adjust them to bundles of larger sizes.

Having thus fully described my invention, what I believe to be new, and desire to secure by Letters Patent, is the following:

The combination of one or more flexible straps, a series of staves fixed rigidly upon the straps, means for adjustably securing the ends of the straps, and another series of staves adjustably mounted upon the same straps, substantially as described, whereby the distances between the said adjustable staves may be lengthened or shortened longitudinally of the straps.

In testimony whereof I affix my signature in presence of two witnesses.

CATHARINE CAPLIS.

Witnesses:

JOHN A. MURRAY,  
WILLIAM N. PRATT.