

(No Model.)

W. J. ACHESON.
SHAWL STRAP.

No. 471,988.

Patented Mar. 29, 1892.

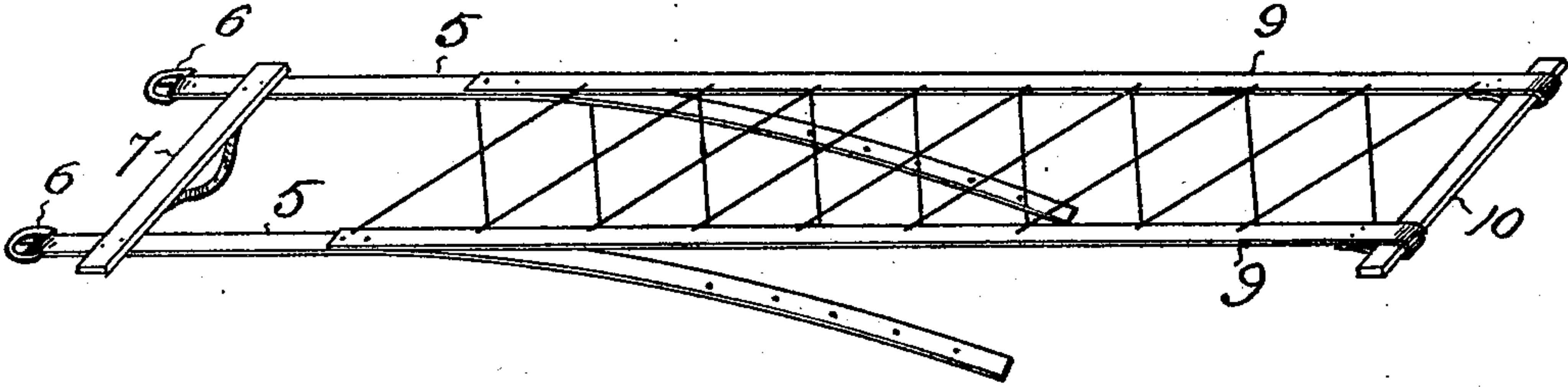


Fig. 1.

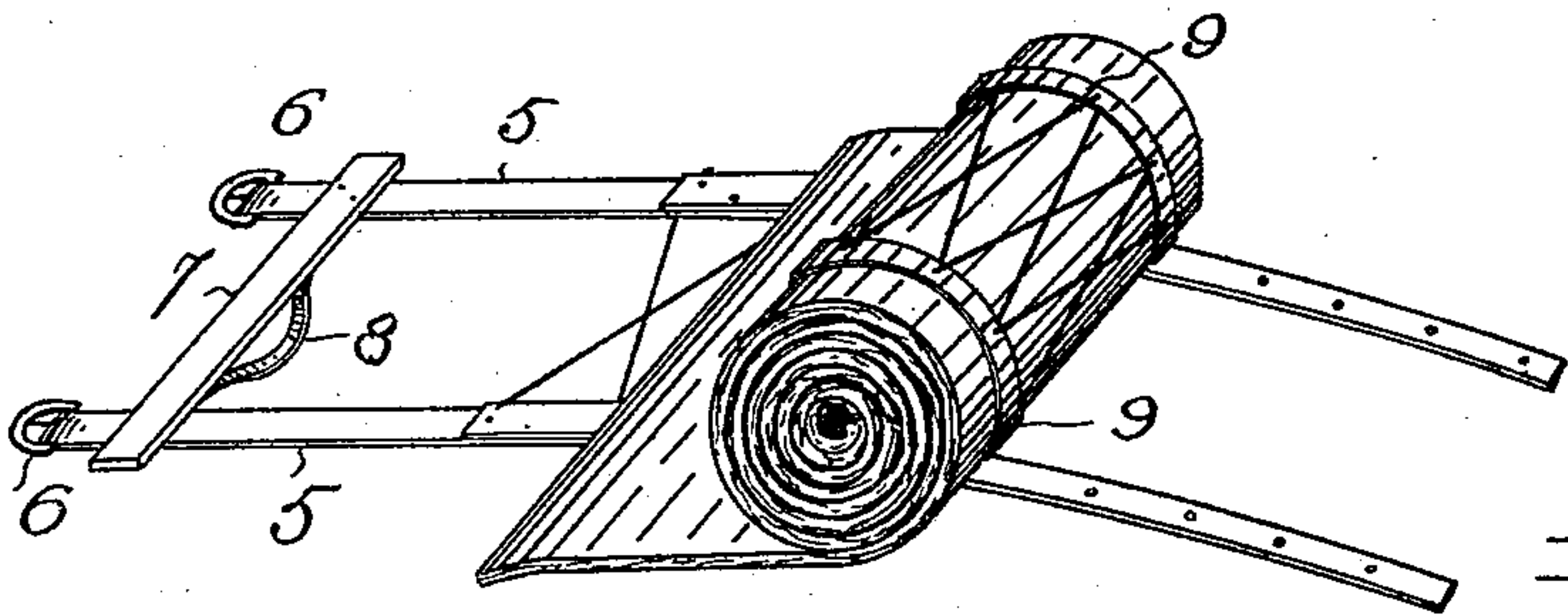


Fig. 2.

Fig. 3.

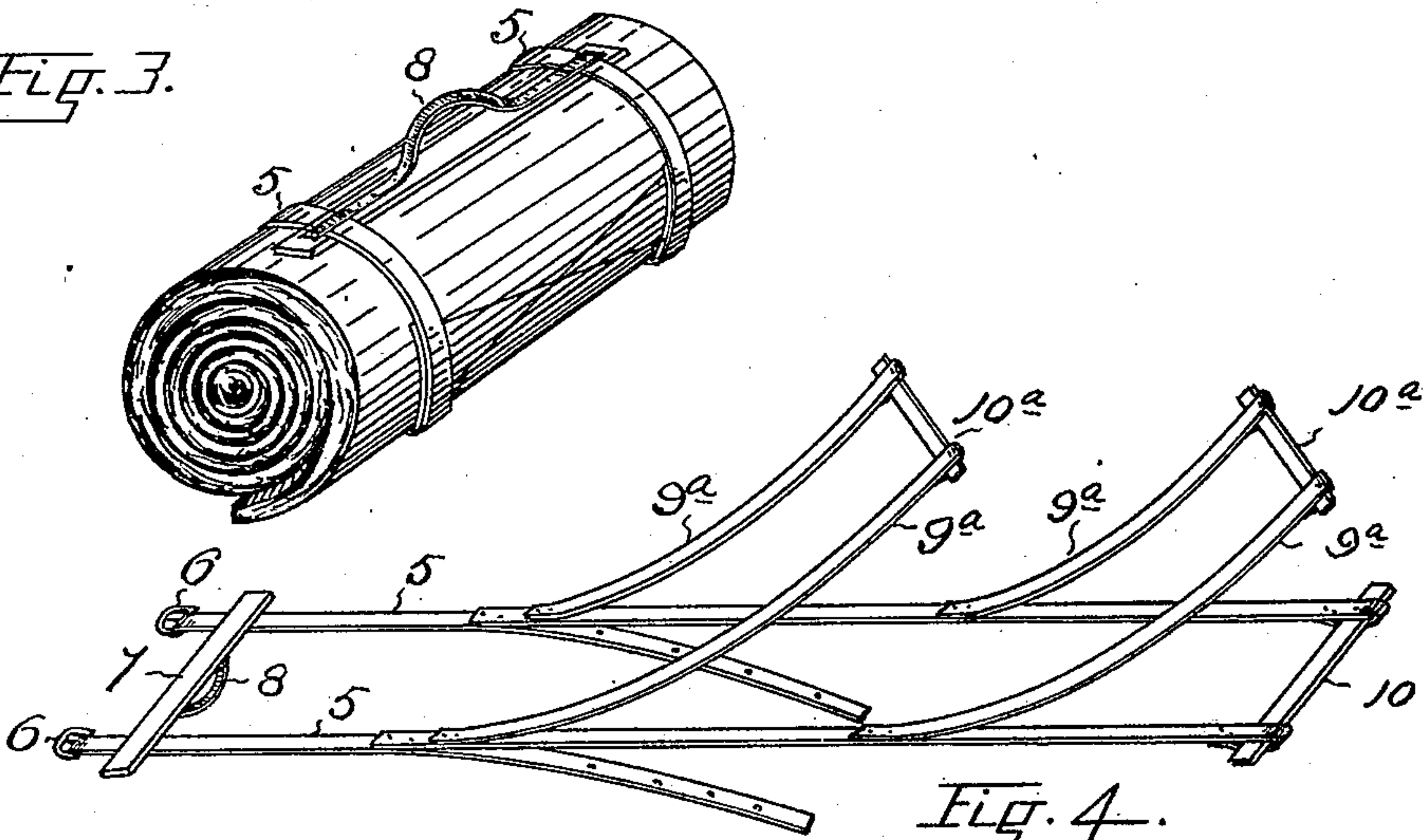


Fig. 4.

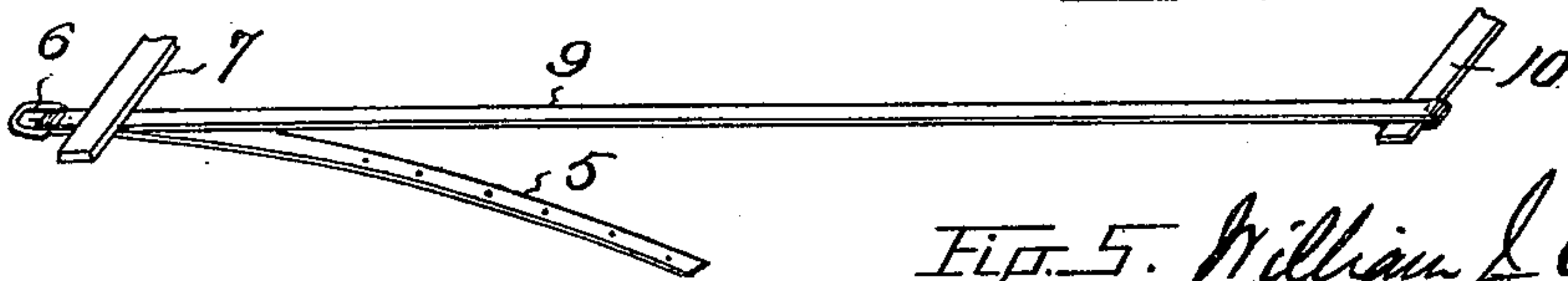


Fig. 5. *William J. Acheson*
Inventor

Witnesses
G. J. Rolland
Wm. M. Cornell

By his Attorney *A. J. O'Brien*

UNITED STATES PATENT OFFICE.

WILLIAM J. ACHESON, OF DENVER, COLORADO.

SHAWL-STRAP.

SPECIFICATION forming part of Letters Patent No. 471,988, dated March 29, 1892.

Application filed November 6, 1891. Serial No. 411,021. (No model.)

To all whom it may concern:

Be it known that I, WILLIAM J. ACHESON, a citizen of the United States, of America, residing at Denver, in the county of Arapahoe and State of Colorado, have invented certain new and useful Improvements in Shawl-Straps; and I do declare the following to be a full, clear, and exact description of the invention, such as will enable others skilled in the art to which it appertains to make and use the same, reference being had to the accompanying drawings, and to the figures of reference marked thereon, which form a part of this specification.

My invention relates to improvements in shawl-straps specially designed for use by travelers and others for retaining packages, as articles of clothing, in small compass and convenient form and at the same time readily accessible for use.

The object of the invention is to provide a device of the class stated which shall be simple, cheap, easily applied, reliable, durable, and practicable in use.

To these ends the invention consists of the features hereinafter described and claimed.

In the accompanying drawings is illustrated an embodiment of my improved shawl-strap.

Figure 1 of the drawings is a perspective view of the device open. Fig. 2 is a similar view of the same with a garment in place and partly rolled up. Fig. 3 is a perspective view of the package completed with my improvement in place. Figs. 4 and 5 illustrate other forms of the device.

From the drawings it will be observed that the garment to be carried is first laid on my improved strap and then rolled, thereby reversing the manner of applying the ordinary strap, which requires that the article be first rolled and then placed in position.

Similar reference characters indicating corresponding parts in the several views, let the numeral 5 designate straps, preferably two in number, provided with buckles 6 at one extremity and connected near the buckles by a transverse strip or bar 7, provided with a handle 8. The opposite extremities of these straps are perforated to receive the tongues of the buckles 6 when the device is secured in place upon the package. At any suitable point on straps 5 are secured one extremity

of other straps 9. These last-named straps may be secured to the buckle extremities of straps 5, as shown in Fig. 5, or they may be made fast to straps 5 on the opposite side of the handle-piece, as shown in the other figures. These forms are believed equally practicable in use, though the form shown in Fig. 5 requires a slight increase of material in the manufacture. The opposite or free extremities of straps 9 are connected by a cross-bar 10, similar to bar 7 except that no handle is attached.

For the purpose of keeping straps 9 parallel with each other and affording better protection and security to the package, straps 9 may be connected by cord or string lacings, as shown, or by a strip of cloth or woolen fabric, leather, rubber or other water-proof material, according as the particular use to which it is to be applied may render necessary or desirable.

In using the device the article or garment is first laid on straps 9, which are extended for the purpose. Then, beginning at cross-bar 10, the device is rolled with the garment toward the handle 7, forming a package of cylindrical shape, as shown in Fig. 2. It will be observed that this manner of applying the device affords an excellent opportunity for forming the garment into a neat, compact, and close package. After forming the package in this manner it is secured by buckling straps 5 around the same, as shown in Fig. 3.

If for any reason it is desired to roll distinct and separate packages in the same bundle, branch or auxiliary straps 9^a may be made fast to straps 9 at different points, as shown in Fig. 4. The free extremities of these straps are also connected by suitable cross-bars 10^a. In the use of this form of the device the straps 9^a nearest the handle-piece are first used to roll up an article, then the next set of branch straps, and so on. When all the auxiliary sets of straps have been employed, all the separate packages are rolled into a single package by the use of the main or outer straps 9.

Having thus described my invention, what I claim is—

1. In a shawl-strap, the combination of two sets of straps secured together, the one set upon the other, and at the ends nearer the

buckles and provided with cross-bars, the inner set being adapted for use in rolling up the garment and the outer set for securing it when rolled, one extremity of the device being provided with buckles adapted to receive the free extremities of the last-named straps, substantially as described.

2. In a shawl-strap, the combination of a set of straps provided with buckles and connected by a suitable hand-piece and another set of straps secured to the first set at the ends nearer the buckle extremities, their free extremities being adapted to connect with the buckles of the other set, substantially as and for the purpose set forth.

3. The combination of two sets of straps secured together the one upon the other and at the ends nearer the buckle extremities and connected by cross-bars and provided with buckles at one extremity, one set being connected by any suitable fabric or material and adapted to receive the garment which may be rolled therein, the other set being adapted to buckle around the package after rolling, substantially as described.

4. The combination of two sets of straps secured together the one upon the other at the ends nearer the buckles and connected and provided with a handle at one extremity, one set being provided with one or more sets of branch or auxiliary straps, substantially as described.

5. In a shawl-strap, the combination of two sets of straps—namely, an inner set connected by two cross-bars located in proximity to the respective extremities of the set, one bar adapted to be rolled within the garment and the other to serve as a handle for the package, the handle extremity of the set being provided with buckles, and an outer set connected with the inner set and adapted to wrap around the rolled package and fasten the same in connection with the buckles on the inner set, substantially as described.

In testimony whereof I affix my signature in presence of two witnesses.

WILLIAM J. ACHESON.

Witnesses:

WM. MCCONNELL,
G. J. ROLLANDET.