

(No Model.)

W. W. MINNERLY.

COMBINED CAN OPENER AND PAINTER'S TOOL.

No. 471,562.

Patented Mar. 29, 1892.

Fig. 1.

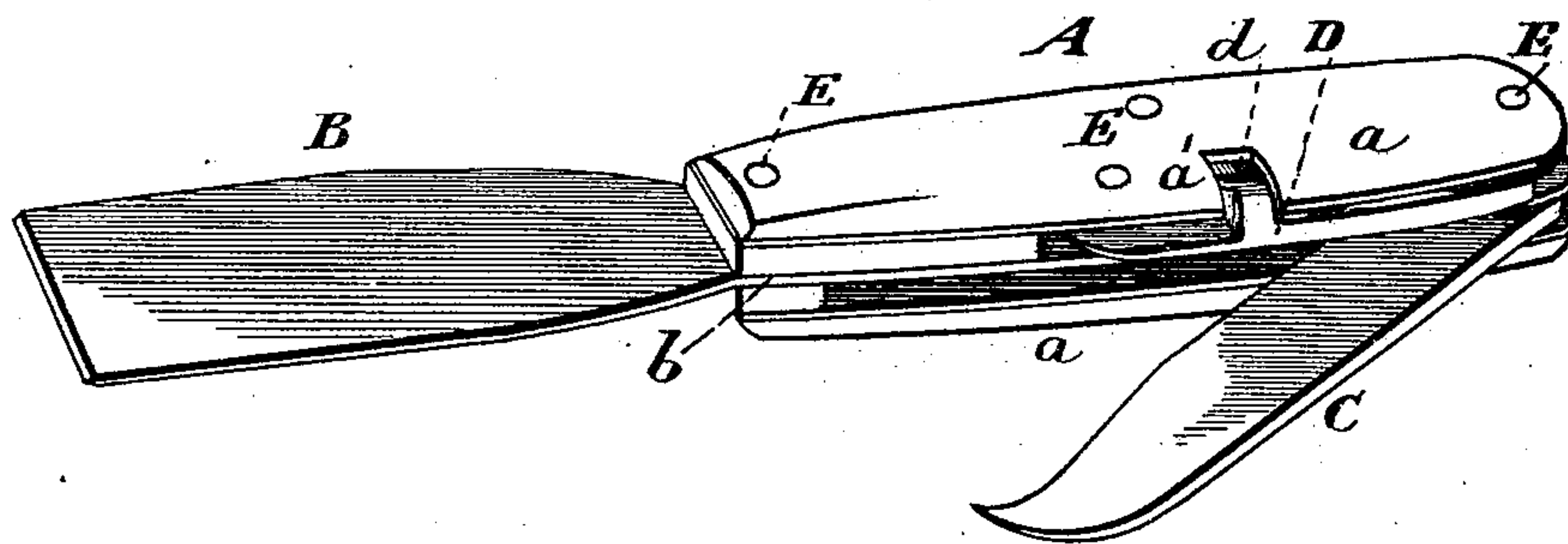


Fig. 2.

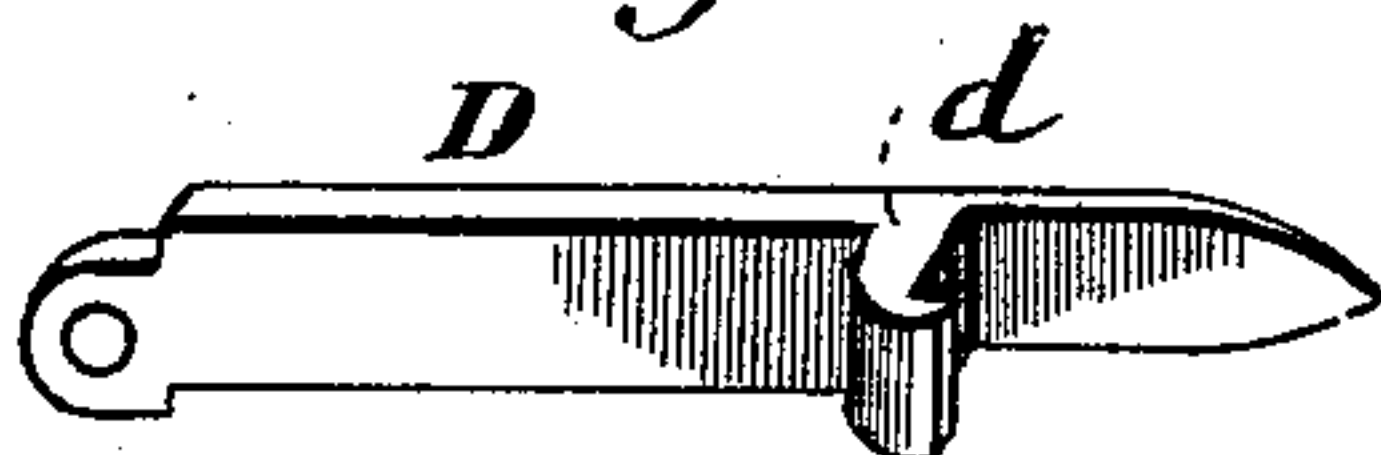
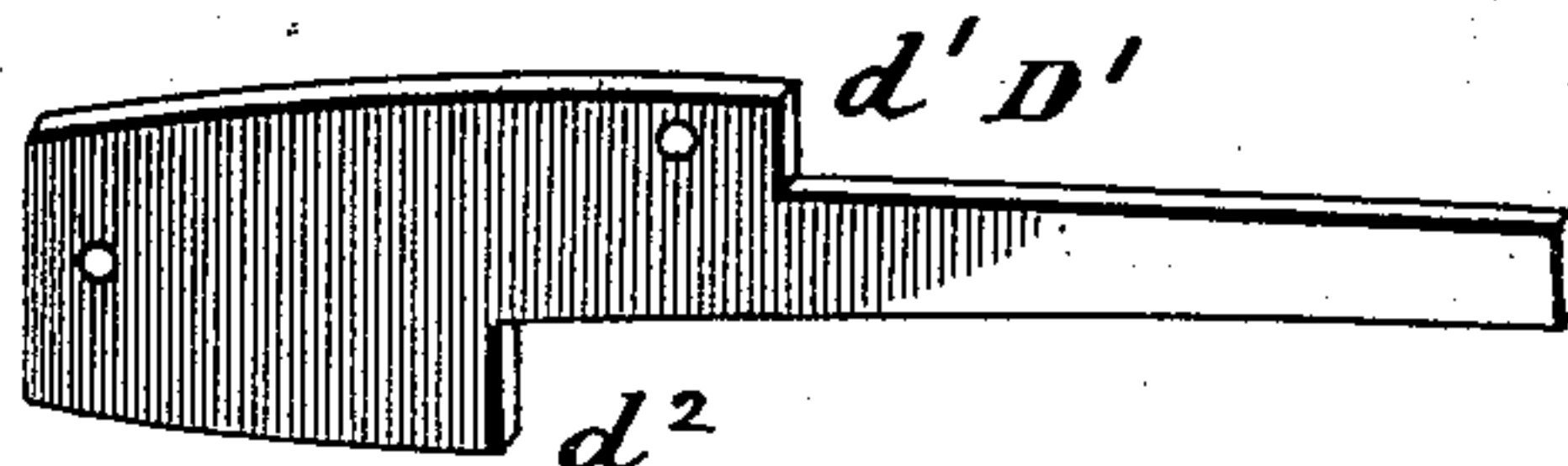


Fig. 3.



Witnesses.

A. Ruppert,
G. B. Fowler

Inventor:

William W. Minerly,

Per
Thomas P. Simpson,
att'y.

UNITED STATES PATENT OFFICE.

WILLIAM W. MINNERLY, OF EAST PATCHOGUE, NEW YORK.

COMBINED CAN-OPENER AND PAINTER'S TOOL.

SPECIFICATION forming part of Letters Patent No. 471,562, dated March 29, 1892.

Application filed November 11, 1891. Serial No. 411,640. (No model.)

To all whom it may concern:

Be it known that I, WILLIAM W. MINNERLY, a citizen of the United States, residing at East Patchogue, in the county of Suffolk and State of New York, have invented a certain new and useful Can-Opener; and I do hereby declare the following to be a full, clear, and exact description of the invention, such as will enable others skilled in the art to which it appertains to make and use the same.

The invention relates to painters' tools; and it consists in the improvement hereinafter described and claimed.

Figure 1 of the drawings is a perspective view of the tool containing my invention; Fig. 2, a similar view of the can-opener, and Fig. 3 a similar view of the can-opener spring.

In the drawings, A represents a wooden handle in two sections a , held together by rivets E, which also pass through the shank b of a scraper B and through the springs of a wire-cutter C and a can-opener D. The latter is made with a concave lateral projection d ,

which fits into a handle-notch a' and over the rim of a can to guide the blade as it is carried around in the top of the can.

D' is the can-opener spring, which is provided with the opposite rabbets d' d^2 . This spring holds the can-opener firmly in place when closed, as well as when open.

Having thus described all that is necessary to a full understanding of my invention, what I claim as new, and desire to protect by Letters Patent, is—

A painter's pocket-tool having a handle with the side notch a' , a spring rabbeted on opposite sides at d' d^2 , and a hinged can-opener D, provided with a side guide d , substantially as shown and described.

In testimony whereof I affix my signature in presence of two witnesses.

WILLIAM W. MINNERLY.

Witnesses:

CHARLES E. ROSE,
WILLIAM O'BEIRNE.