

(No Model.)

L. D. DOZIER & E. W. HAWLEY.
COLLAR AND CUFF PORTFOLIO.

No. 470,554.

Patented Mar. 8, 1892.

Fig. I.

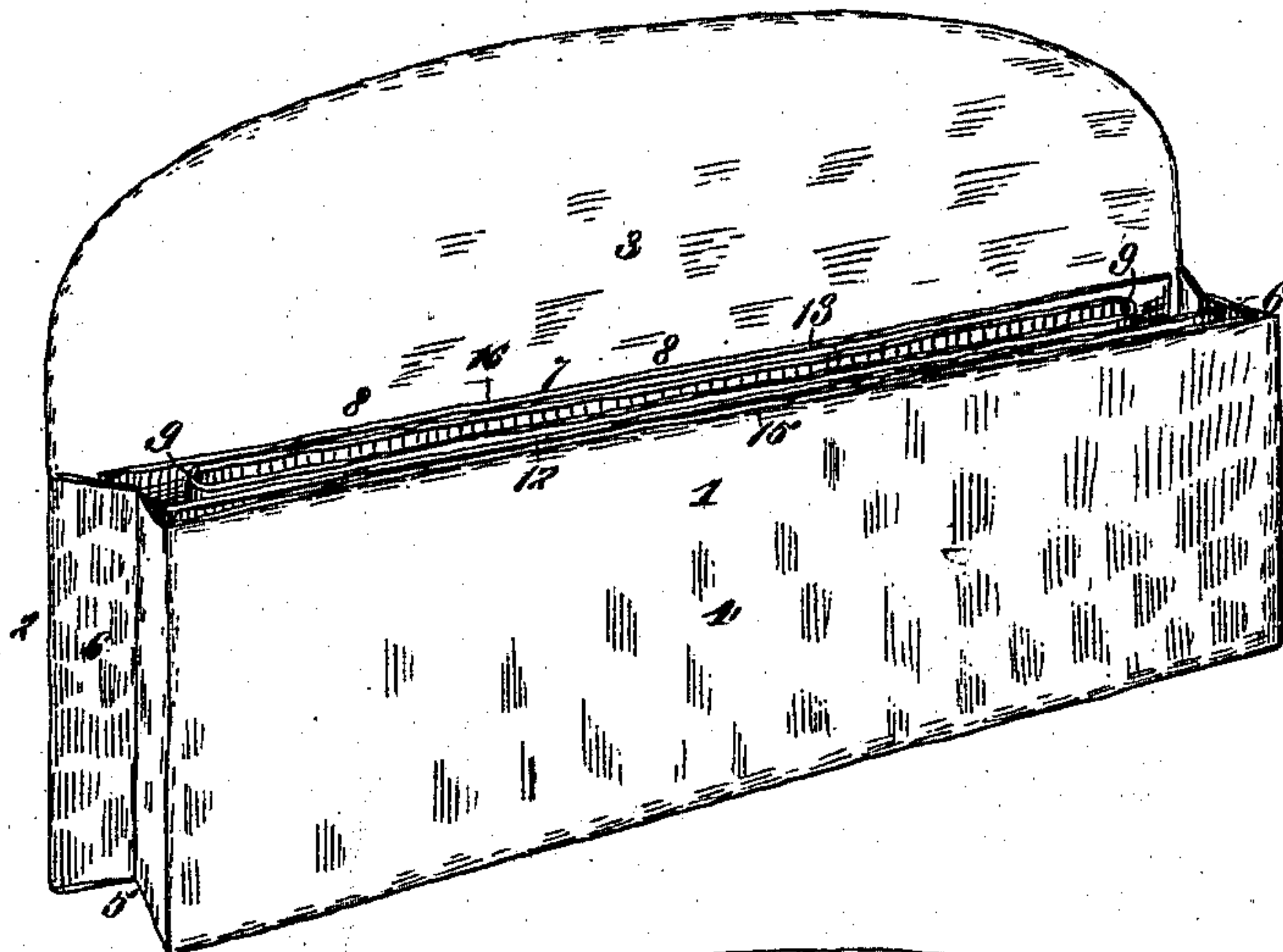


Fig. II.

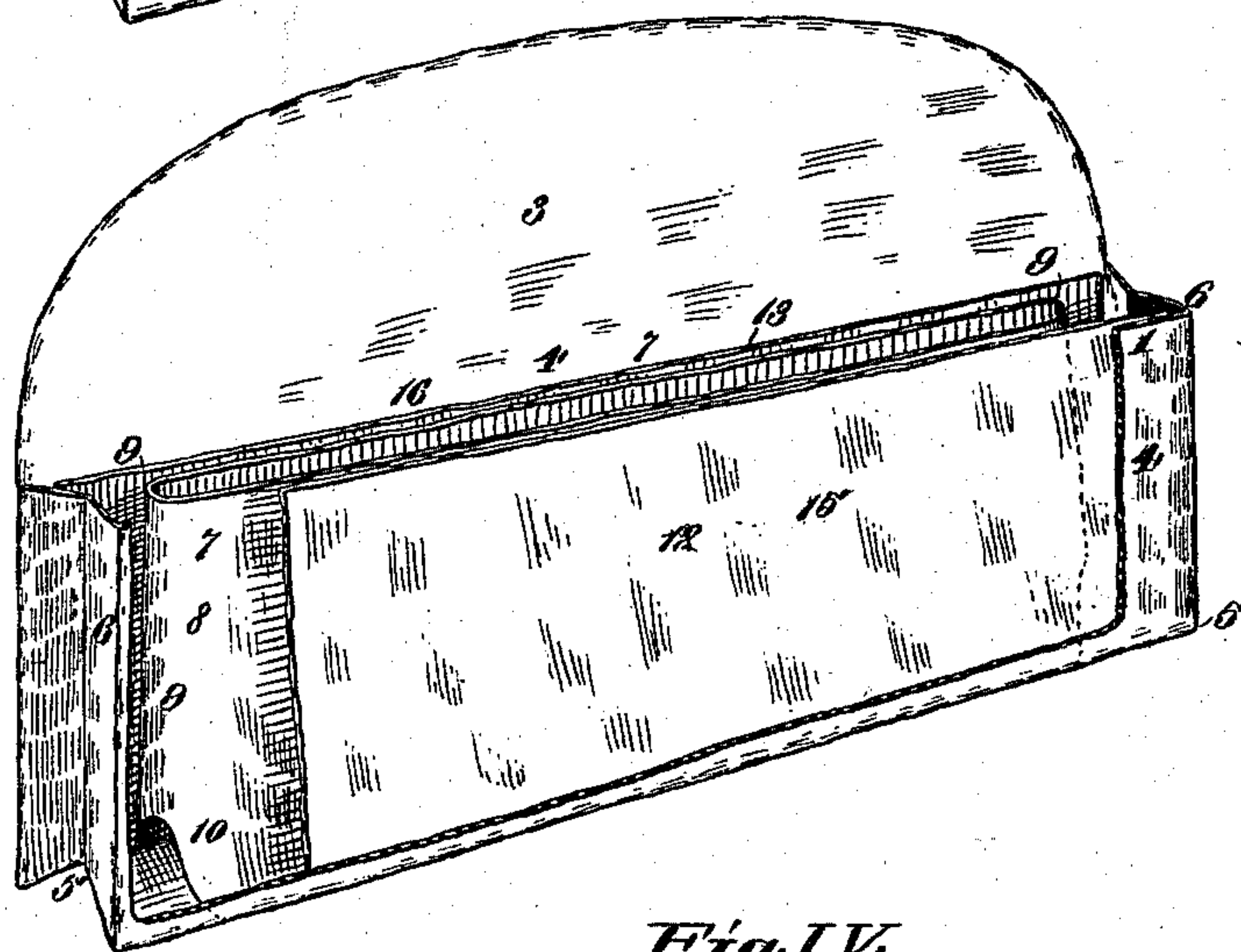


Fig. III.

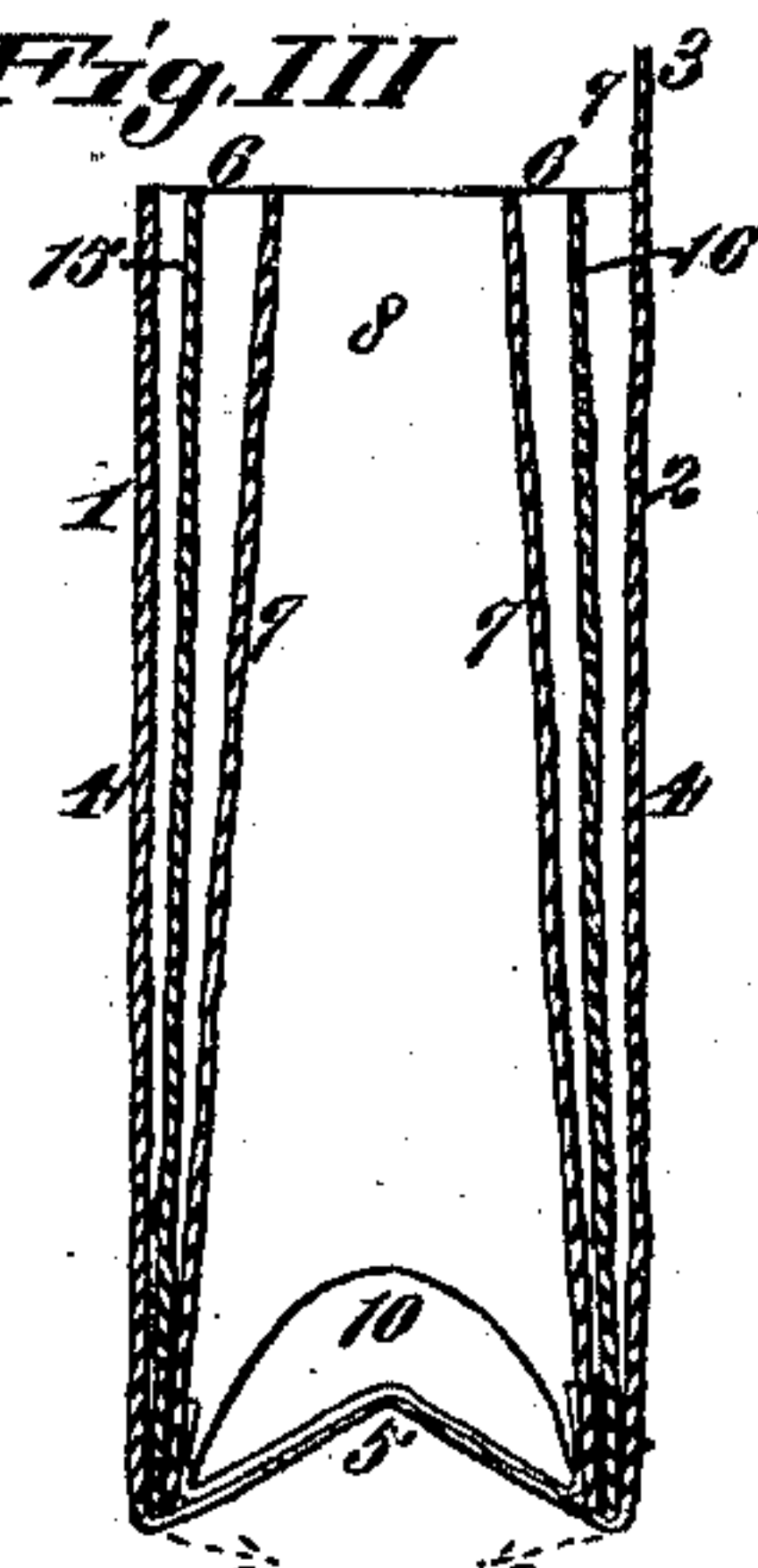


Fig. IV.


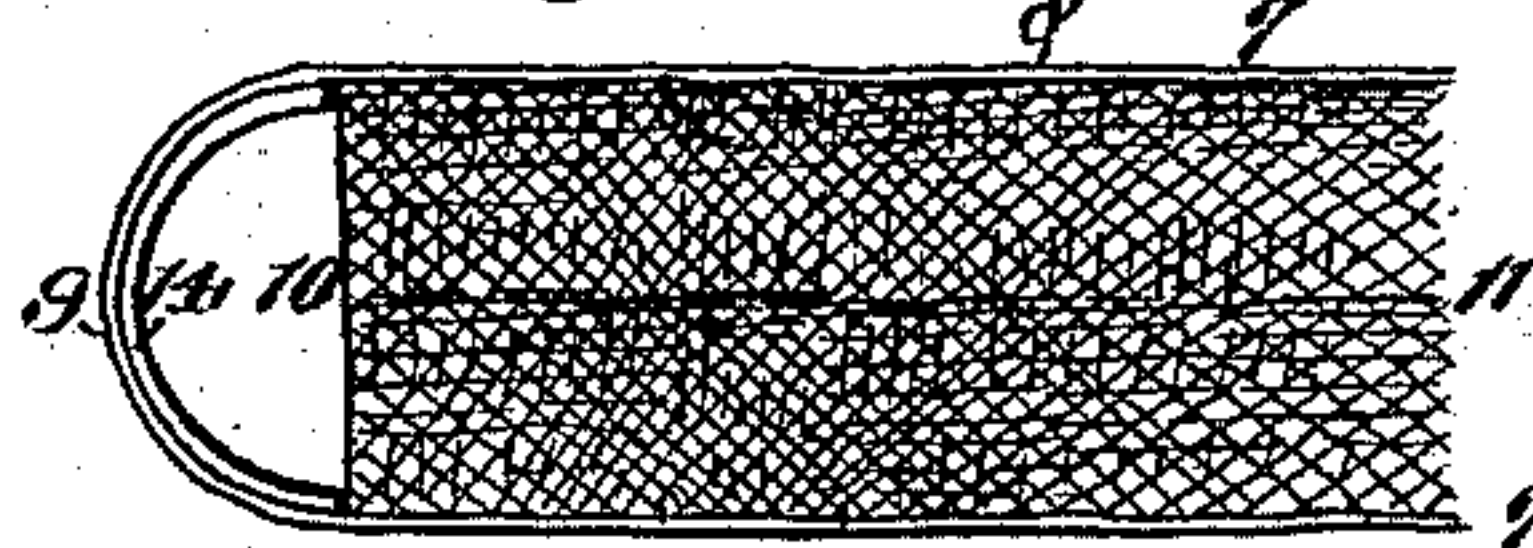


Fig. V.



Attest:

Benj. A. Knight,
S. Cotton

Inventors,

Lewis D. Dozier,

Eugene W. Hawley.

By Knight Bros. Att'ys.

UNITED STATES PATENT OFFICE.

LEWIS D. DOZIER AND EUGENE W. HAWLEY, OF ST. LOUIS, MISSOURI; SAID
HAWLEY ASSIGNOR TO SAID DOZIER.

COLLAR AND CUFF PORTFOLIO.

SPECIFICATION forming part of Letters Patent No. 470,554, dated March 8, 1892.

Application filed October 12, 1891. Serial No. 408,469. (No model.)

To all whom it may concern:

Be it known that we, LEWIS D. DOZIER and EUGENE W. HAWLEY, both of the city of St. Louis, in the State of Missouri, have invented
5 a certain new and useful Improvement in Collar and Cuff Portfolios, of which the following is a full, clear, and exact description, reference being had to the accompanying drawings, forming part of this specification.

10 This invention relates to improvements on the collar and cuff case on which the application for a patent was filed in the United States Patent Office on September 7, 1891, Serial No. 405,000; and said improvements consist in the
15 construction of the inner compartment of said case with curved ends that will not collapse and having the ends of said inner compartment cut away at their base to allow of the collapse of the bellows-hinged bottom of the
20 outer case within the base of said ends that are thus cut away and which have a partition leaf or leaves within said outer case outside said compartment.

25 The invention consists of features of novelty hereinafter described, and pointed out in the claims.

Figure I is a perspective view of the collapsible case, the rigid compartment therein, and the partition-leaves at each side of said
30 compartment. Fig. II is a like view, with parts broken away to show the construction and position of the partition-leaves, the rigid bow-ended compartment between said leaves, and the openings that are cut away at the
35 base of said bow ends to allow free movement for the collapse and expansion within them of the bellows-hinged bottom of the outer case. Fig. III is a vertical section and shows the outer case, the partition-leaves therein, and
40 the rigid compartment between said leaves. Fig. IV is a detail of said rigid inner compartment and shows one of its bow ends reinforced by a thin metal bow-piece secured to and outside said end, and Fig. V is a like detail view
45 and shows the metal reinforce-bow secured inside the bow end of said compartment. It also shows the flexible fiber cloth bottom of said rigid compartment, which flexible bottom is secured to the bellows-hinged flexible bot-
50 tom of the outer case.

Referring to the drawings, 1 represents the front, 2 the back, and 3 the folding top flap, of the expansible and contractile case 4. 5 represents the bellows-hinged bottom, and 6 the bellows-hinged ends, of said outer case, 55 all of which parts are preferably made of leather, but may be of any other suitable material.

The interior of the case, as well as of its compartments yet to be described, has preferably a lining 7, of colored linen or other
60 suitable fabric, that will neither hold the dust nor soil the clean articles packed therein.

8 represents a central compartment, which preferably has closed bow ends 9. This com- 65 partment may be made of thin rawhide or any other suitable material that will not very readily compress, so as to preserve the contour of the collars that are folded around its bow ends.

10 represents the open portion at the base 70 of each bow end of said compartment 8, which opening allows the collapsing of the bellows-hinged bottom of the outer case when it is empty or partially empty. 11 represents the bottom of said compartment, which, unlike 75 the body of the compartment, is preferably of some suitable pliable fabric that is readily secured to the bellows-hinged bottom of the outer case and expands and collapses with the
80 same.

12 represents a forward leaf-partition, and 13 a like rear leaf-partition, respectively, on each side of the compartment 8, inside the main case. The bottom of said leaf-partitions are respectively secured, preferably, to the 85 bellows-hinged bottom of the case; but they may be fastened at bottom to either the sides of the outer case 4 or the interior compartment 8 without departing from the essential features of the invention. 90

14 represents thin metal bow-plates, that may be secured either outside of the bow ends of the interior compartment 8 (see Fig. IV) or inside the same (see Fig. V) to reinforce said semi-rigid compartment, and thus prevent its 95 collapse under pressure. The whole interior of the case, as also the compartment 8 and the leaves 12 and 13, are preferably covered with the aforesaid lining 7. The bellows-hinged bottom and ends of the main case may 100

be secured to the body of said case, as also the bottom of the compartment 8, to said compartment and to said bellows-hinged bottom of the main case, as also the folding partition-leaves, and the lining that covers all the interior parts may be secured by any suitable cement or other adhesive substance.

This case is especially adapted for the use of travelers, for the package and safe carriage of collars, cuffs, handkerchiefs, &c. The interior compartment 8 is preferably intended for the deposit of the cuffs in straight layers—that is, unrolled. The collars are preferably placed in layers around outside each end of the said compartment, the rigid bow ends of which preserve the contour of said collars and prevent any injury to the curve spring-roll of the collar. It will be seen that the external surface of the bow ends of said interior compartment constitute convenient slideways both for the insertion and withdrawal of the collars, and that turn-down collars, which in the usual collar-box are difficult to pack without injury to laundered condition of said collars, can be easily packed in succession outside said bow ends of said compartment and will preserve the contour of their starch-laundered roll.

The pockets 15 and 16 between, respectively, the folding partition-leaf 12 and the front of the case and the similar leaf and the back of said case make convenient receptacles for clean laundered handkerchiefs, laces, &c. One of said pockets is well adapted for packing away soiled cuffs, handkerchiefs, &c., while the other can be used for clean articles. After some of the collars have been soiled one end around the outside of the compartment 8 may be suitably appropriated for their storage, while the other end is used for the clean collars.

We have shown and described the interior compartment 8 with two bow ends, which is its preferred form; but we do not so confine ourselves, for it may be constructed with one bow end and the other end left open without any departure from the essential features of our invention; nor do we confine ourselves

to the invariable use of the reinforce metal bow-plates 14 at the bow ends of the central compartment 8, as said compartment may be constructed without said reinforce-plates.

We claim as our invention—

1. In a collar and cuff portfolio, the combination of the case 4, having expanding and contracting bottom and ends, and the interior compartment 8, having the bow ends 9, substantially as described.

2. In a collar and cuff portfolio, the combination of the front and back of the outer case, the bellows-hinged expanding and contracting bottom and ends that secure together said front and back, and the internal rigid compartment 8, with bow ends 9 within said case, the base of said bow ends being cut away at 10 to allow the free expansion and contraction of its bellows bottom, substantially as described.

3. In a collar and cuff portfolio, the combination of the collapsible case provided with the bellows-hinged bottom and ends, the rigid interior compartment 8, having the rigid bow ends 9, the said ends provided at their base with the openings 10, and the pliable bottom 11 of said rigid compartment, substantially as described.

4. In a collar and cuff portfolio, the combination of the collapsible case, the rigid compartment 8 in said case having the bow end 9 and cut-away 10 at its base, the metal bow-plate 14, that reinforces said bow end, and the pliable bottom 11 of said rigid compartment, substantially as described.

5. In a collar and cuff portfolio, the combination of the collapsible case, the rigid compartment 8 in said case having the bow ends 9 and cut-away 10 at their base, and the partition-leaf between said rigid compartment and the wall of the collapsible case, substantially as described.

LEWIS D. DOZIER.
EUGENE W. HAWLEY.

In presence of—

BENJN. A. KNIGHT,
SAML. KNIGHT.