

(No Model.)

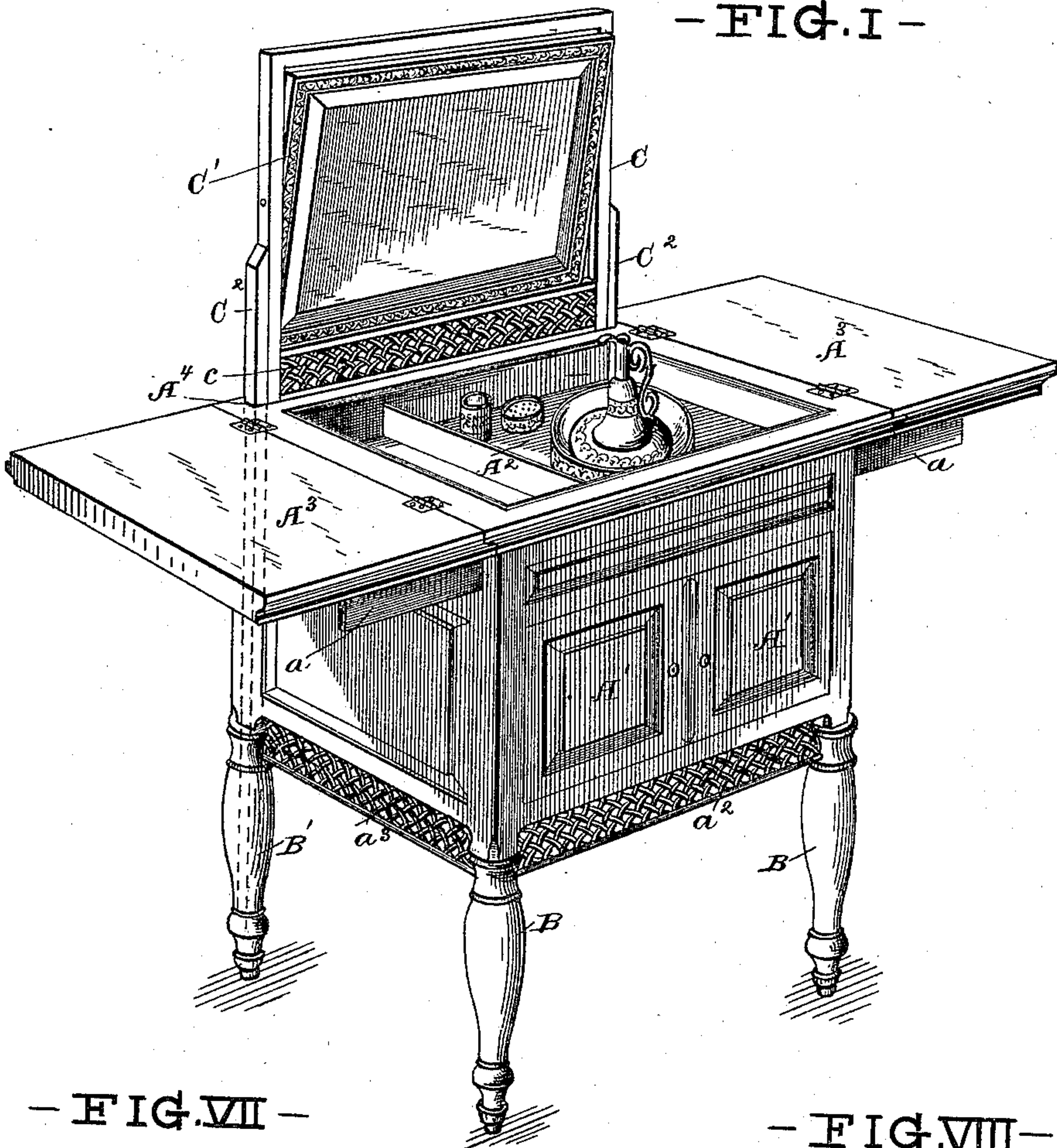
3 Sheets—Sheet 1.

M. Y. RANSOM.
TOILET STAND.

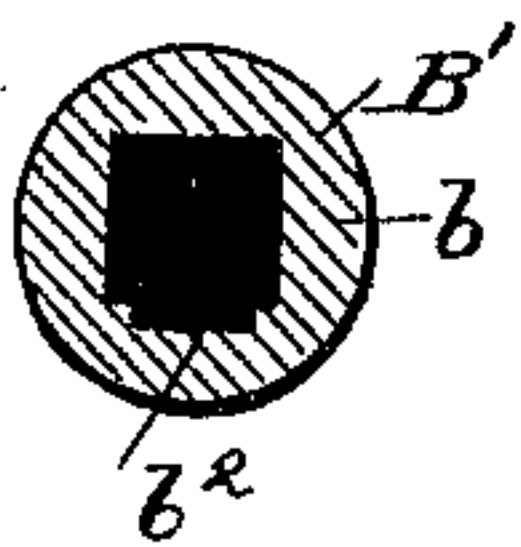
No. 470,337.

Patented Mar. 8, 1892.

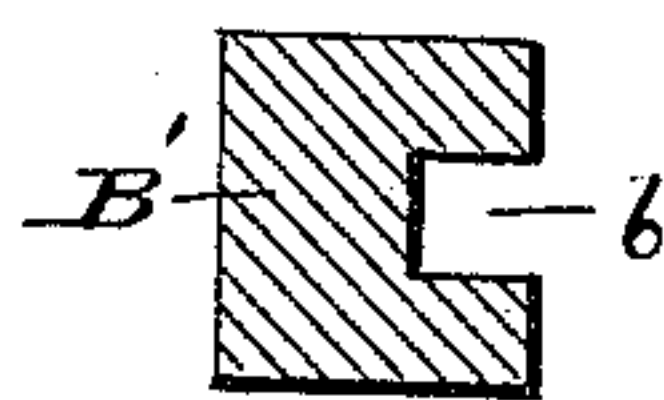
—FIG. I—



—FIG. VII—



—FIG. VIII—



WITNESSES:
J. C. Turner
John Lecher

INVENTOR,
M. Y. Ransom
BY *Hall and Fay*
ATTORNEYS.

(No Model.)

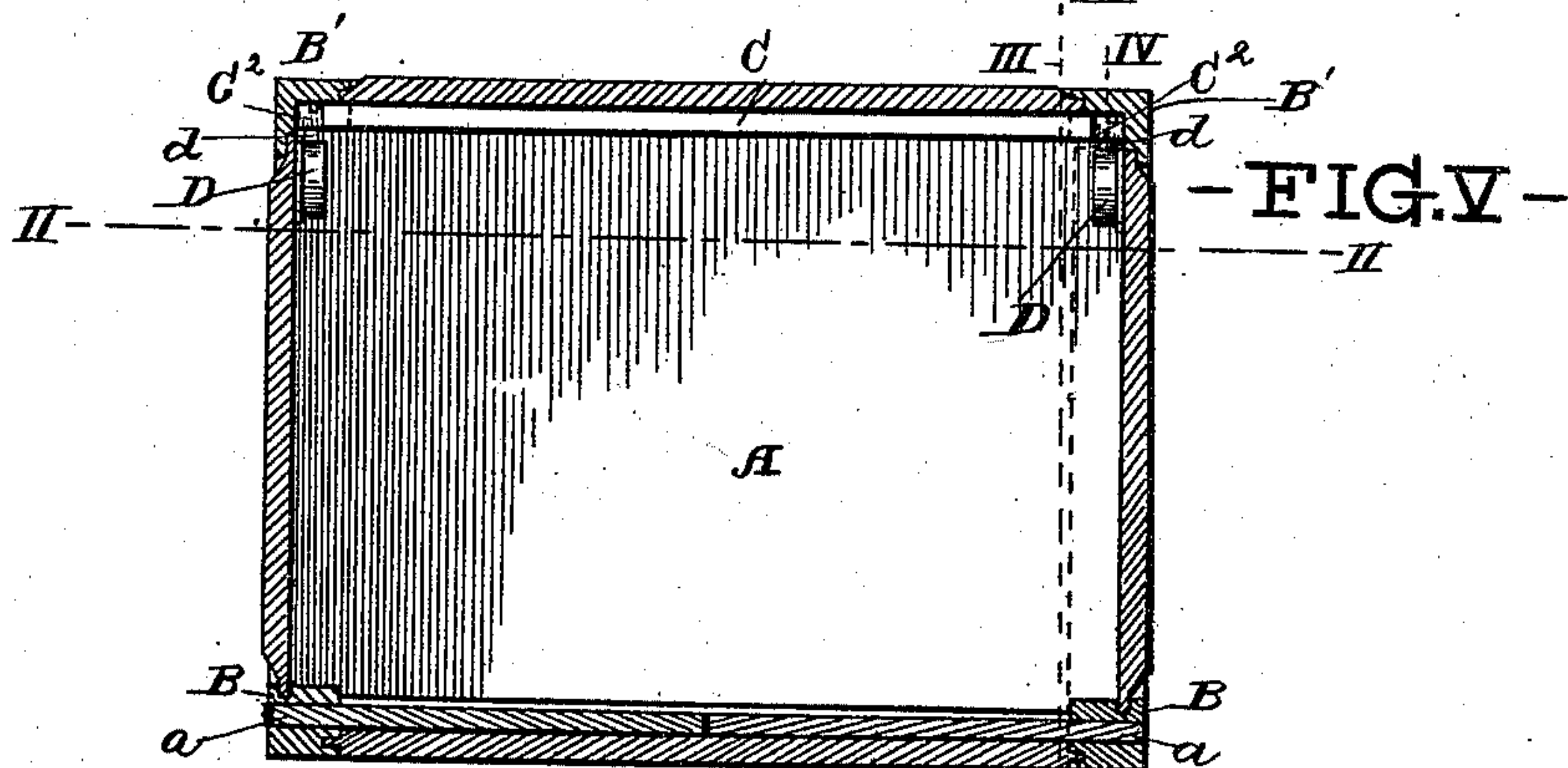
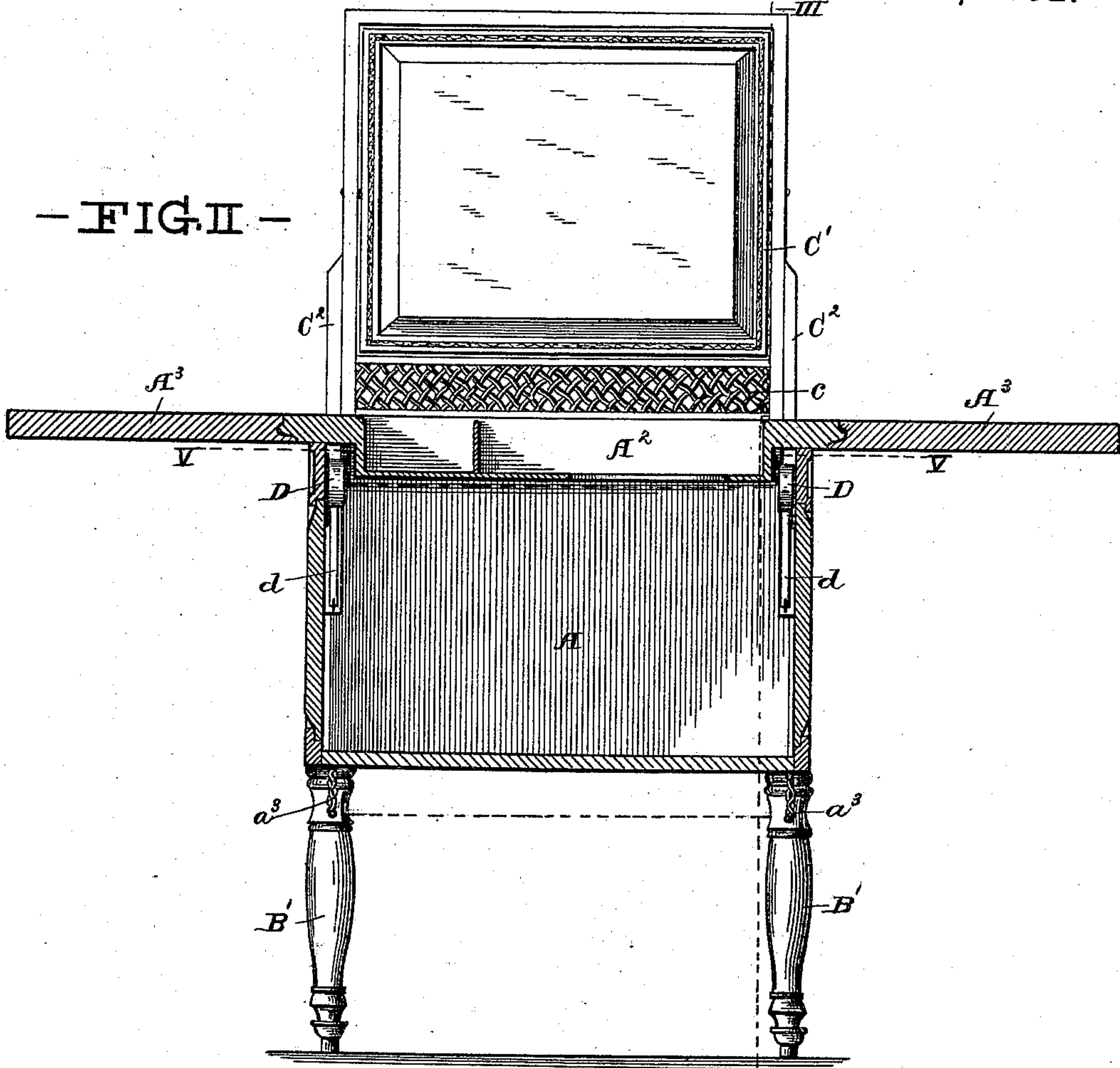
3 Sheets—Sheet 2.

M. Y. RANSOM.
TOILET STAND.

No. 470,337.

Patented Mar. 8, 1892.

—FIG. II—



WITNESSES:

J. C. Turner
J. M. Leduc

INVENTOR,

M. Y. Ransom
BY
Hall and Fay
ATTORNEYS.

(No Model.)

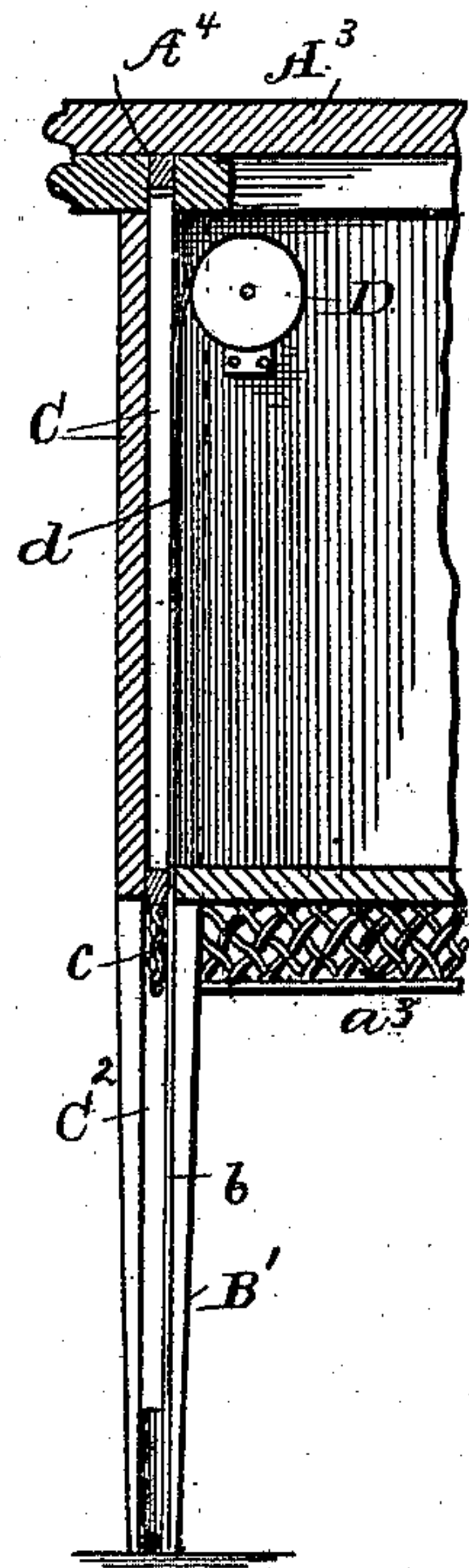
3 Sheets—Sheet 3.

M. Y. RANSOM.
TOILET STAND.

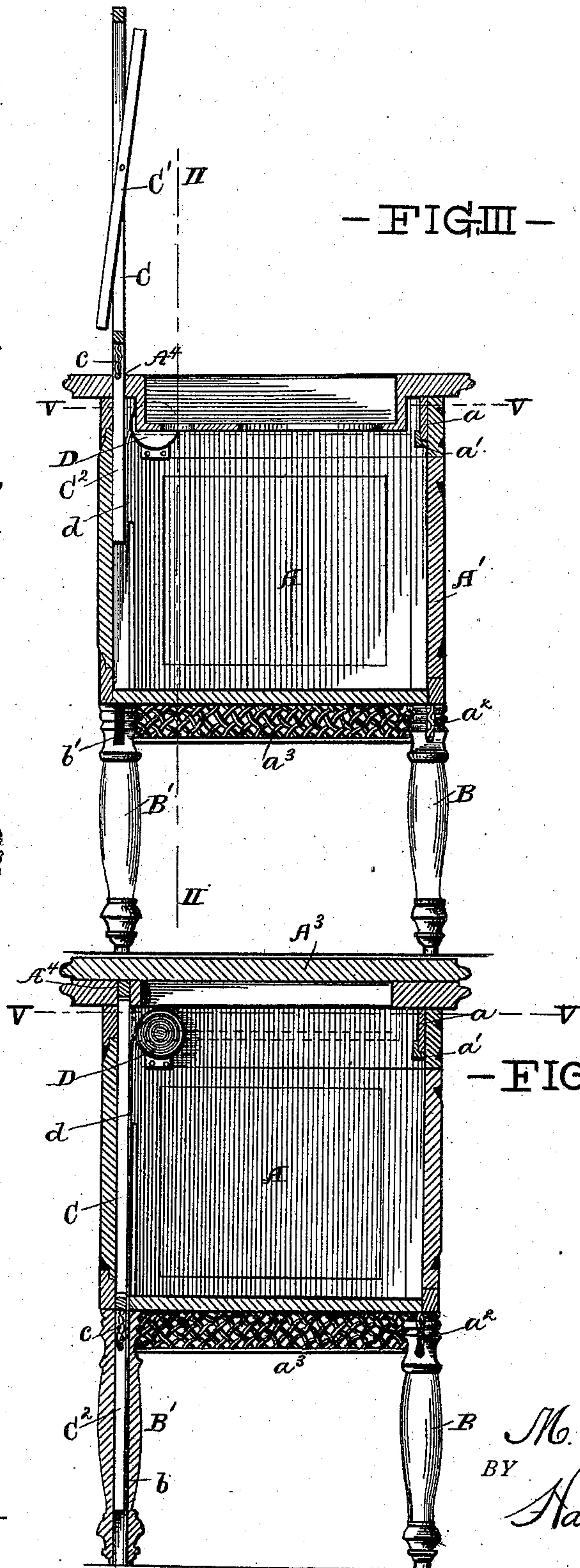
No. 470,337.

Patented Mar. 8, 1892.

—FIG. VI—



—FIG. III—



—FIG. IV—

WITNESSES:

J. C. Turner
Wm. Lecker

INVENTOR,

M. Y. Ransom

BY

Hall and Fay
ATTORNEYS.

UNITED STATES PATENT OFFICE.

MOSES Y. RANSOM, OF CLEVELAND, OHIO.

TOILET-STAND.

SPECIFICATION forming part of Letters Patent No. 470,337, dated March 8, 1892.

Application filed April 6, 1891. Serial No. 387,729. (No model.)

To all whom it may concern:

Be it known that I, MOSES Y. RANSOM, a citizen of the United States, and a resident of Cleveland, county of Cuyahoga, and State of Ohio, have invented certain new and useful Improvements in Toilet-Stands, of which the following is a specification, the principle of the invention being herein explained and the best mode in which I have contemplated applying that principle, so as to distinguish it from other inventions.

The objects of my invention are to provide an ornamental toilet-stand which will not disclose its nature and use when not in use, to provide such a toilet-stand with a mirror which will automatically rise when the stand is open, and to so construct the frame and legs of the stand that they will receive the supports of said mirror.

The annexed drawings and the following description set forth in detail one mechanical form embodying the invention, such detail construction being but one of various mechanical forms in which the principle of the invention may be used.

In said drawings, Figure I represents a perspective view of my improved toilet-stand, showing it opened and ready for use; Fig. II, a vertical section taken on the line II II in Figs. III and V; Fig. III, a vertical section taken at right angles to Fig. II and on the lines III III on Figs. II and V; Fig. IV, a vertical section of the closed stand, taken on the line IV IV on Fig. V; Fig. V, a horizontal section on the lines V V on Figs. II, III, and IV; Fig. VI, a sectional detail view of a portion of the stand and of one of the rear legs, illustrating a modified form of leg; and Figs. VII and VIII, sections of the two forms of rear legs.

In the drawings, the letter A indicates the casing which forms the frame or body of the cabinet and which is mounted upon the front legs B and the rear legs B'. The front side of said body is provided with hinged doors A', affording access to the interior of the body, and the open top of the body is provided with a depressed tray A², within which the various toilet articles—such as wash-bowl, pitcher, soap-dish, &c.—may be placed. The top of the body is closed by two lids A³, hinged at their outer edges to the edges of the top of the body

to form a hinged cover for the same, and said edges are preferably ornamentally beaded or molded, so as to fit into each other when the lids are folded out and to form ornamental edges when the lids are closed. Slides *a* slide in guides *a'* upon the inner face of the front side of the body and serve, when drawn out to both sides, to support the opened lids. Ornamental front and side panels *a*² and *a*³, consisting of scroll-work or other ornamental work, are secured between the upper ends of the front legs and between the upper ends of the front and rear legs. A sash C, having a mirror C' pivoted in it, slides in vertical guides in the rear portion of the body and slides in a transverse slot A⁴ in the top of the body. Said sash has two strips C² secured to its side edges and extending downward below its lower edge, so as to form supports for the same when it is raised. An ornamental panel *c*, similar to the front and side panels *a*² and *a*³, is secured between the supports at the lower edge of the sash. The rear legs B' have longitudinal axial bores *b*, which form slide-ways for the sash-supports or mirror-supports C², said supports sliding down into said ways and being concealed within them when the sash is lowered. The upper ends of the rear legs have vertical slots *b'* in their inner sides communicating with the axial ways, and the ends of the rear panel *c* may pass down through said slots when the sash is lowered, so as to appear in exactly the same manner as the front and side panels. Straps *d* are secured to the lower ends of the sash-supports and pass upward through grooves *b*² in the sides of the axial bores to spring barrels or drums D, secured within the body. Said straps are secured to said spring-barrels and may be wound upon them by the springs within the same. The springs within the barrels are of sufficient length and strength to raise the mirror-sash after having been wound by the straps, being unwound from the barrels when the mirror-sash is lowered.

Instead of having the axial closed guide-ways, which are most suitable for turned legs, the rear legs of the stand may have simple longitudinal grooves, as illustrated in Figs. VI and VIII, in which the sash-supports may slide. This form is better suited for square legs than for turned legs.

When the lids are folded down over the open top of the stand, they form the top of the stand, and nothing upon the exterior of the stand will indicate its nature or use, as the mirror-supports slide into the rear legs and are hidden there, and the rear panel *c* is so fitted in the sash as to enter the open slots in the rear legs and to form a complement to the front and side panels. When the lids are swung open, the springs in the spring-barrels will be free to revolve the latter and to raise the mirror-sash, the straps being wound upon the spring-barrels. The open lids may now be supported by the slides being drawn out beneath them and the stand is ready for use as a wash-stand or toilet-stand. The sliding mirror will always be protected within the body of the stand when it is slid down and will automatically rise when the lids are opened, so that it will be less liable to be soiled or broken by careless handling than if it were hinged and folded over the open top of the stand.

Other modes of applying the principle of my invention may be employed for the mode herein explained. Change may therefore be made as regards the mechanism herein set forth, provided the principles of construction respectively recited in the following claims are employed.

I therefore particularly point out and distinctly claim as my invention—

1. In a toilet-stand, the combination of a body having an open top, hinged lids for said

top, front legs for the body, rear legs for the body formed with axial bores and with slots in the inner sides of their upper ends opening into said bores, ornamental panels between the front legs and front and rear legs, and a mirror-sash sliding in the top of the body and provided with downwardly-extending supporting-strips upon its sides sliding in the bores of the rear legs, and with an ornamental panel at its lower edge fitting with its ends into the open slots of the rear legs, substantially as set forth.

2. In a toilet-stand, the combination of a body having an open top and provided with rear legs having axial bores in them formed with a longitudinal groove in one side, hinged lids for the open top of the body, a mirror-sash sliding in the top of the body and provided upon its sides with supporting-strips which slide into the axial bores of the rear legs, spring-barrels in the body, and straps secured at their upper ends to and winding upon said barrels, secured at their lower ends to the ends of the supporting-strips and fitting into the longitudinal grooves in the sides of the axial bores, substantially as set forth.

In testimony that I claim the foregoing to be my invention I have hereunto set my hand this 2d day of April, A. D. 1891.

MOSES Y. RANSOM.

Witnesses:

WM. SECLUR,
HORACE F. PARKS.