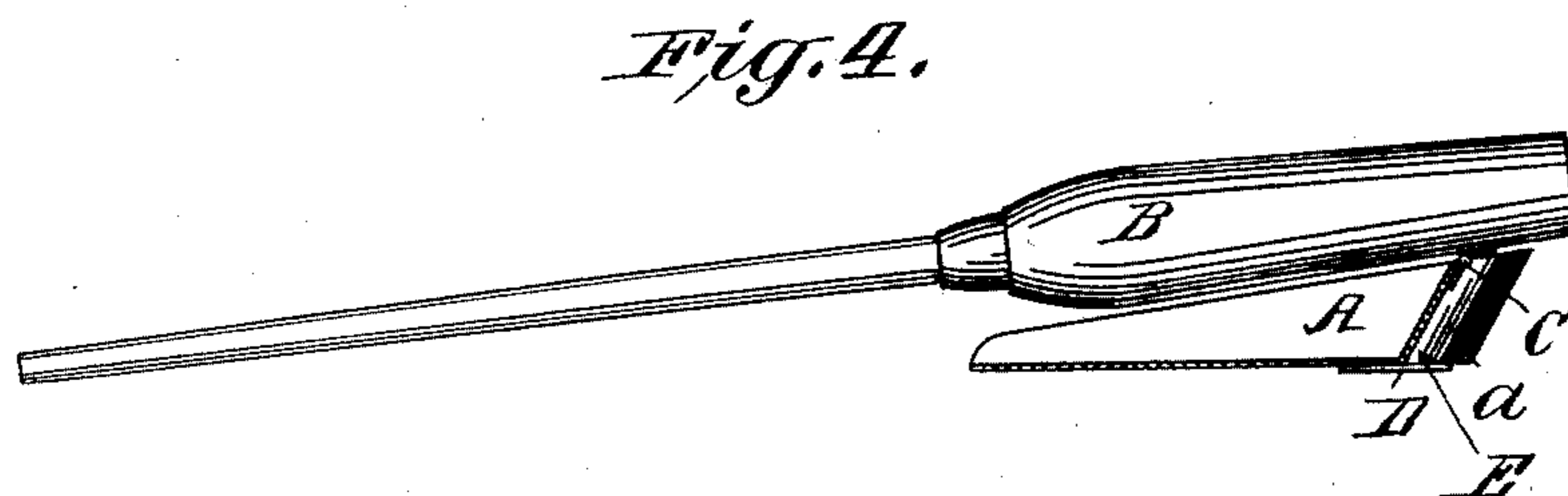
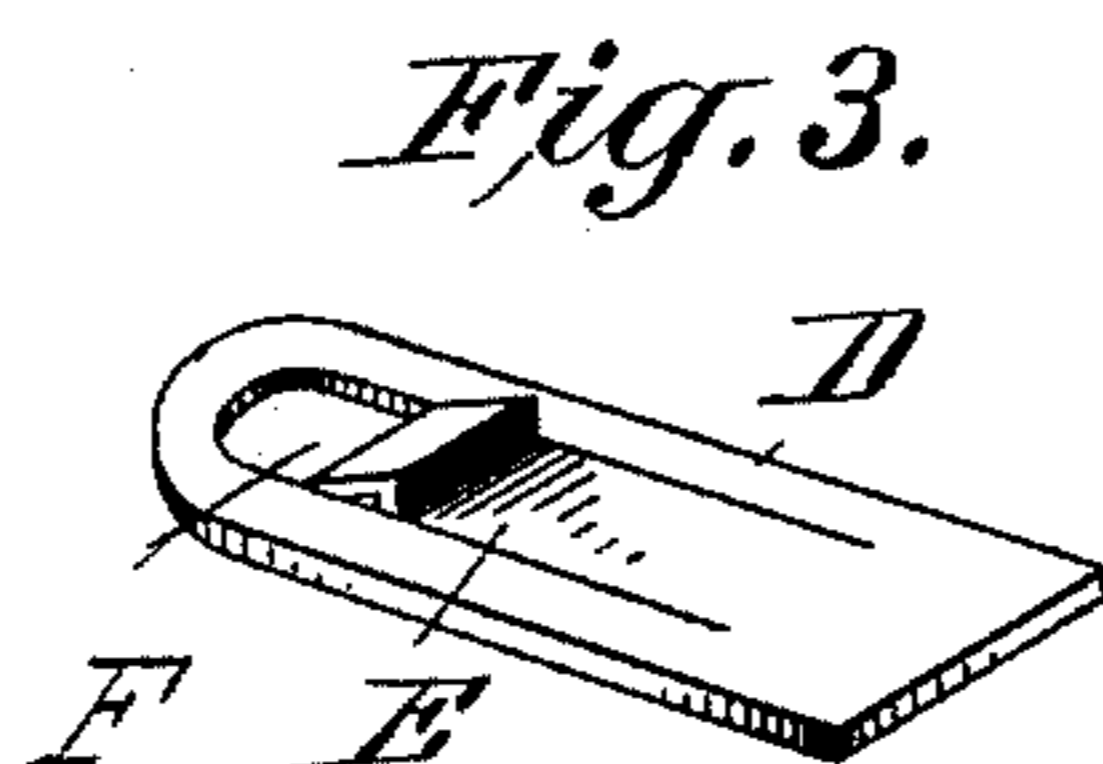
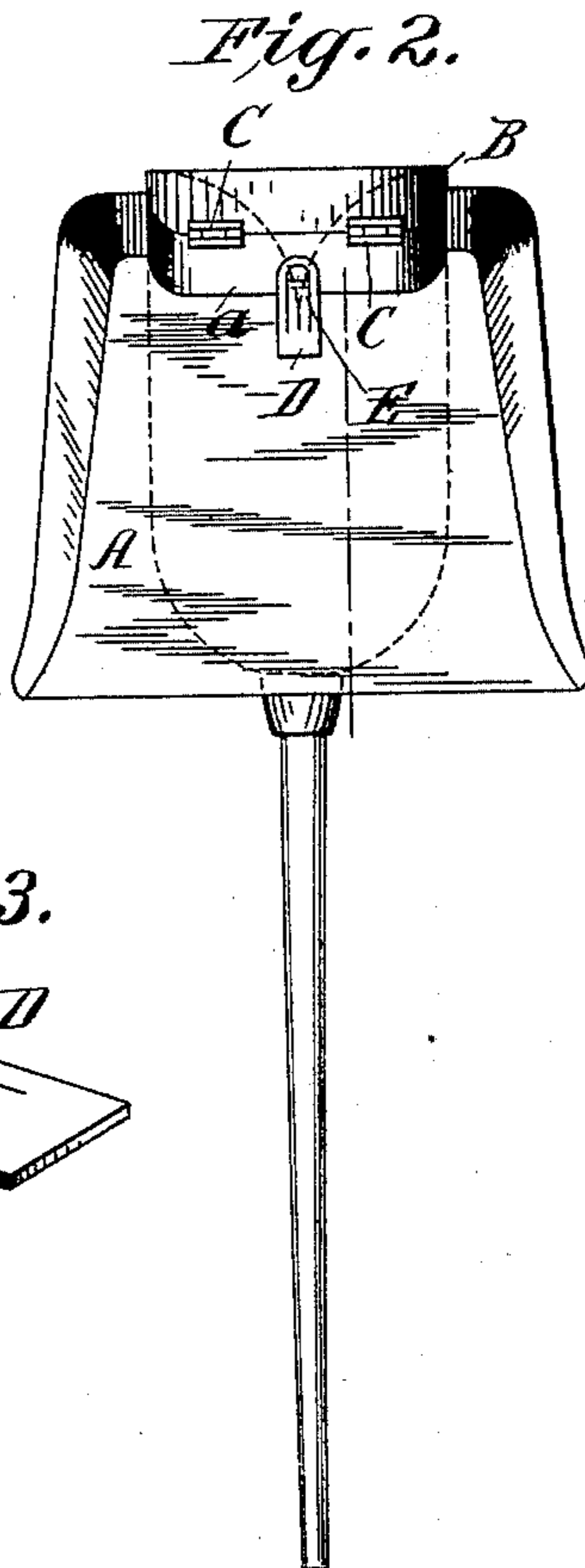
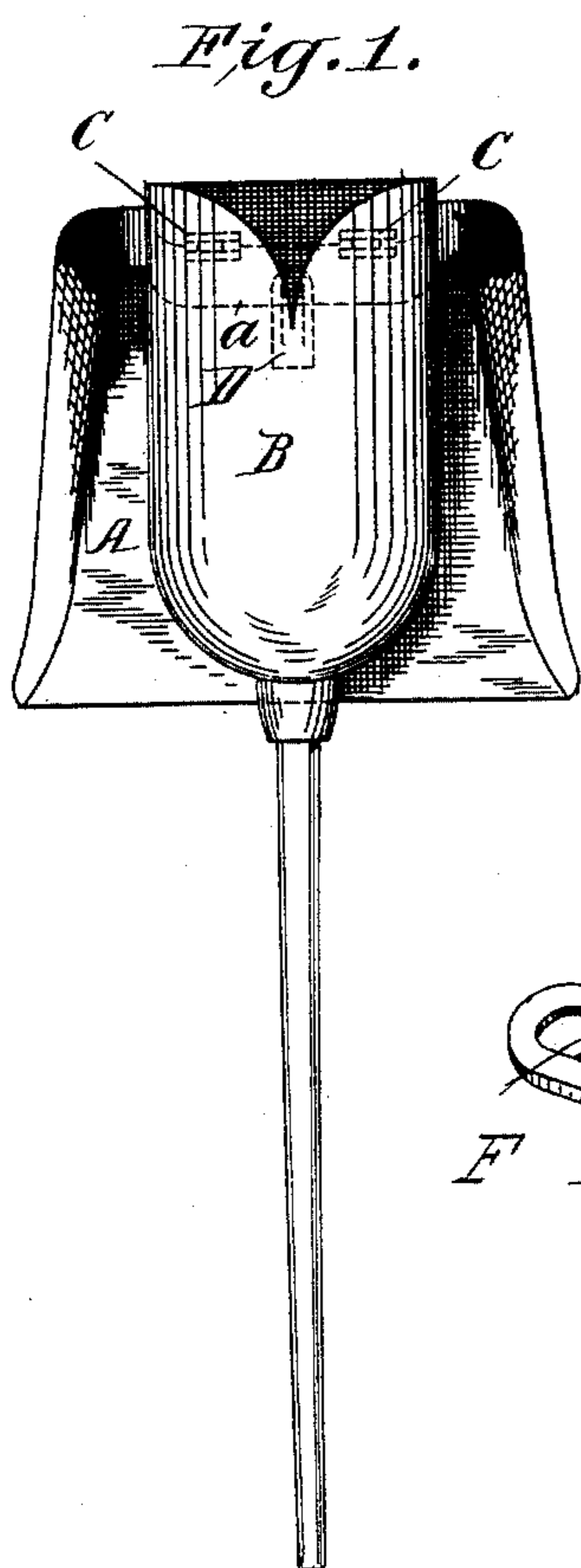


(No Model.)

G. H. BISHOP.
COMBINED DUST PAN AND BROOM HOLDER.

No. 468,433.

Patented Feb. 9, 1892.



WITNESSES:

Mark Decker.

H. M. Biddell.

INVENTOR

Geo. H. Bishop.

BY

J. W. Barker.

ATTORNEY.

UNITED STATES PATENT OFFICE.

GEORGE H. BISHOP, OF NORTHPORT, NEW YORK.

COMBINED DUST-PAN AND BROOM-HOLDER.

SPECIFICATION forming part of Letters Patent No. 468,433, dated February 9, 1892.

Application filed April 28, 1891. Serial No. 390,776. (No model.)

To all whom it may concern:

Be it known that I, GEORGE H. BISHOP, a citizen of the United States, residing at Northport, in the county of Suffolk and State of New York, have invented certain new and useful Improvements in a Combined Dust-Pan and Broom-Holder, of which the following is a full, clear, and exact specification.

This invention is an improvement upon my Patent No. 452,358, and has for its objects to improve the construction of the dust-pan and also to provide better means for operating the invention.

In order that my invention may be more fully explained, I have hereunto annexed a sheet of drawings, in which—

Figure 1 is a front elevation of a dust-pan with broom-holder attached. Fig. 2 is a rear elevation of the same. Fig. 3 is a perspective plan view of the spring-catch employed; and Fig. 4 is a side elevation, partly in section, of the combined dust-pan and broom-holder.

The letter A represents the dust-pan; B, the broom-holder and dust-pan handle, the end of said holder next the dust-pan being enlarged to receive the broom-head.

C represents the hinges connecting the dust-pan and broom-holder, and D a clasp for retaining the broom-holder when turned back in position for use.

It will be seen that the broom-holder B forms a socket or receptacle for a broom, which may have a handle about two feet in length. When required to be used, the broom

is removed from the holder and said holder is turned back on its hinges until it rests in a hollow or recess *a*, formed in the back of the pan. This prevents any further backward motion, and places the handle at a convenient angle for use. The edge of the holder passes over the tongue E of the spring-clasp, which tongue serves to keep the holder in adjustment. After the dust has been swept up and disposed of, the tongue E of the clasp is pushed down, which movement releases the case or holder B and allows it to be swung back upon its hinges C, after which the broom is put into the case or holder B ready to be hung up in any convenient place.

The spring-clasp D is provided with an opening F to enable the device to be hung upon a nail or hook.

Having thus described my invention, what I claim as new and useful, and desire to secure by Letters Patent, is—

In a combined dust-pan and broom-holder, the recess *a* in the back of the dust-pan, and clasp D, having tongue E, for engaging the edge of the broom-holder when turned back for use, substantially as described.

In testimony that I claim the foregoing I have hereunto set my hand this 23d day of April, 1891.

GEO. H. BISHOP.

Witnesses:

MARK DECKER,
H. M. BIDDELL.