

(No Model.)

A. SUEUR.
MUSICAL CIGAR STAND.

No. 467,359.

Patented Jan. 19, 1892.

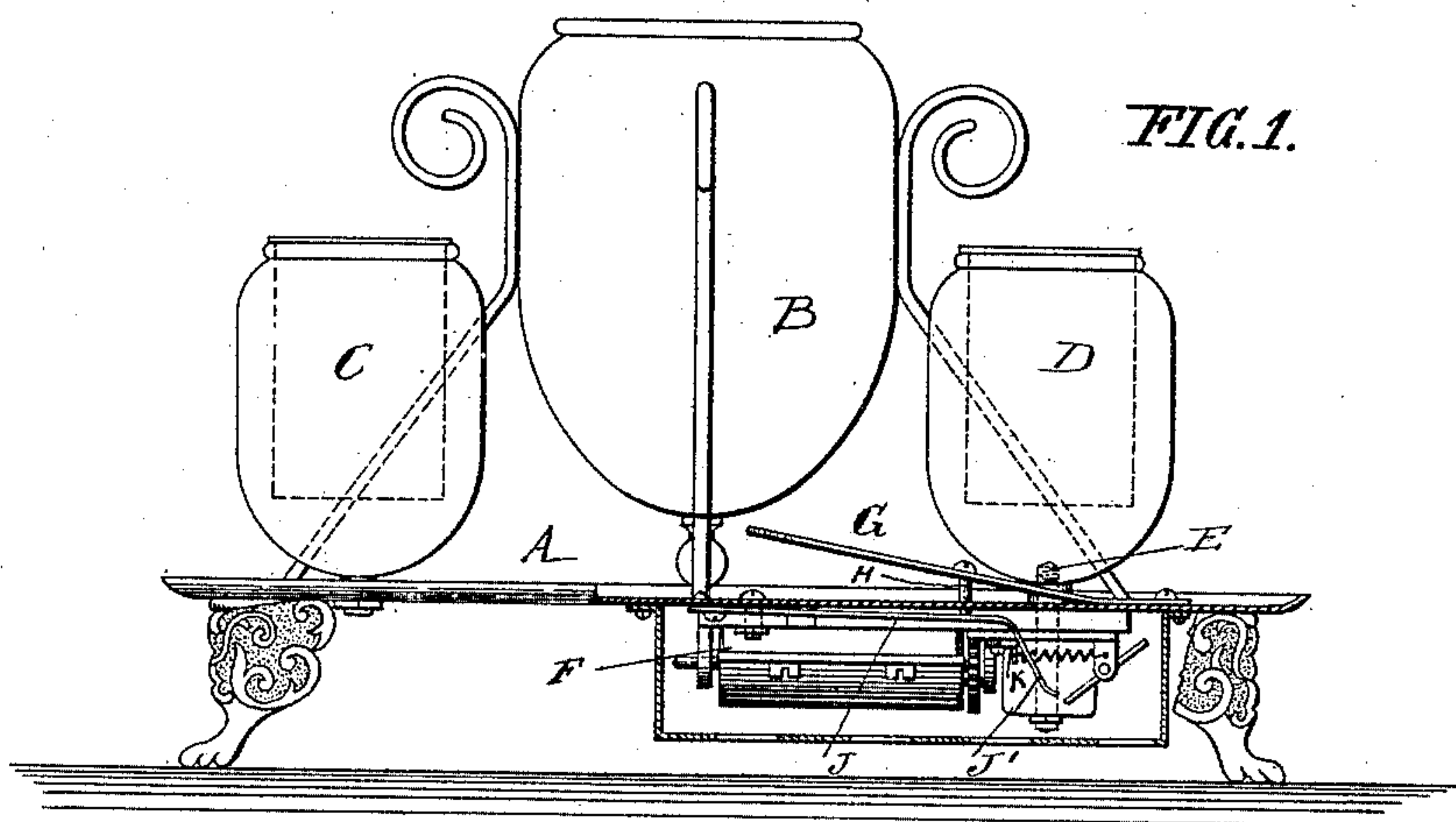


FIG. 2.

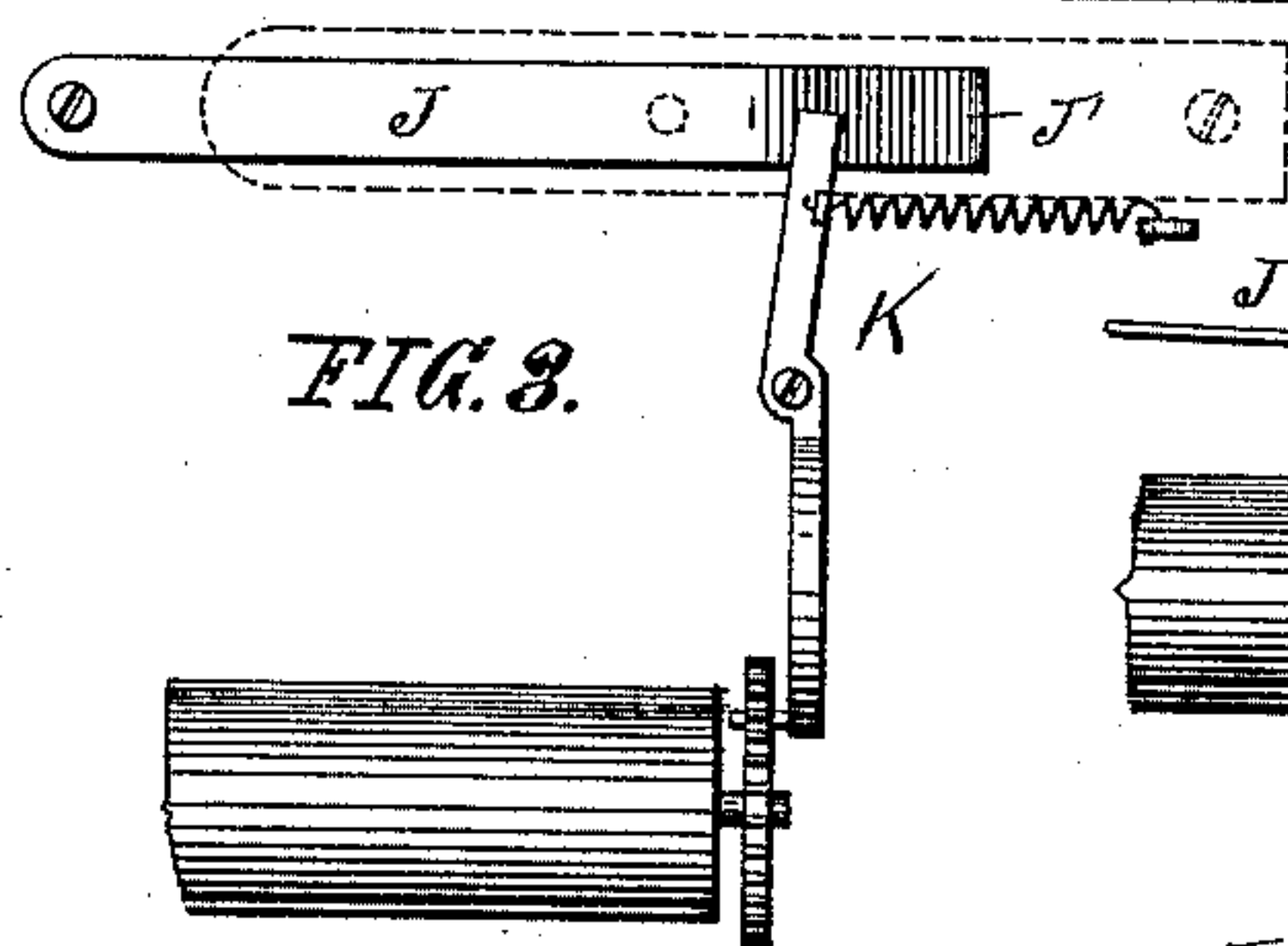
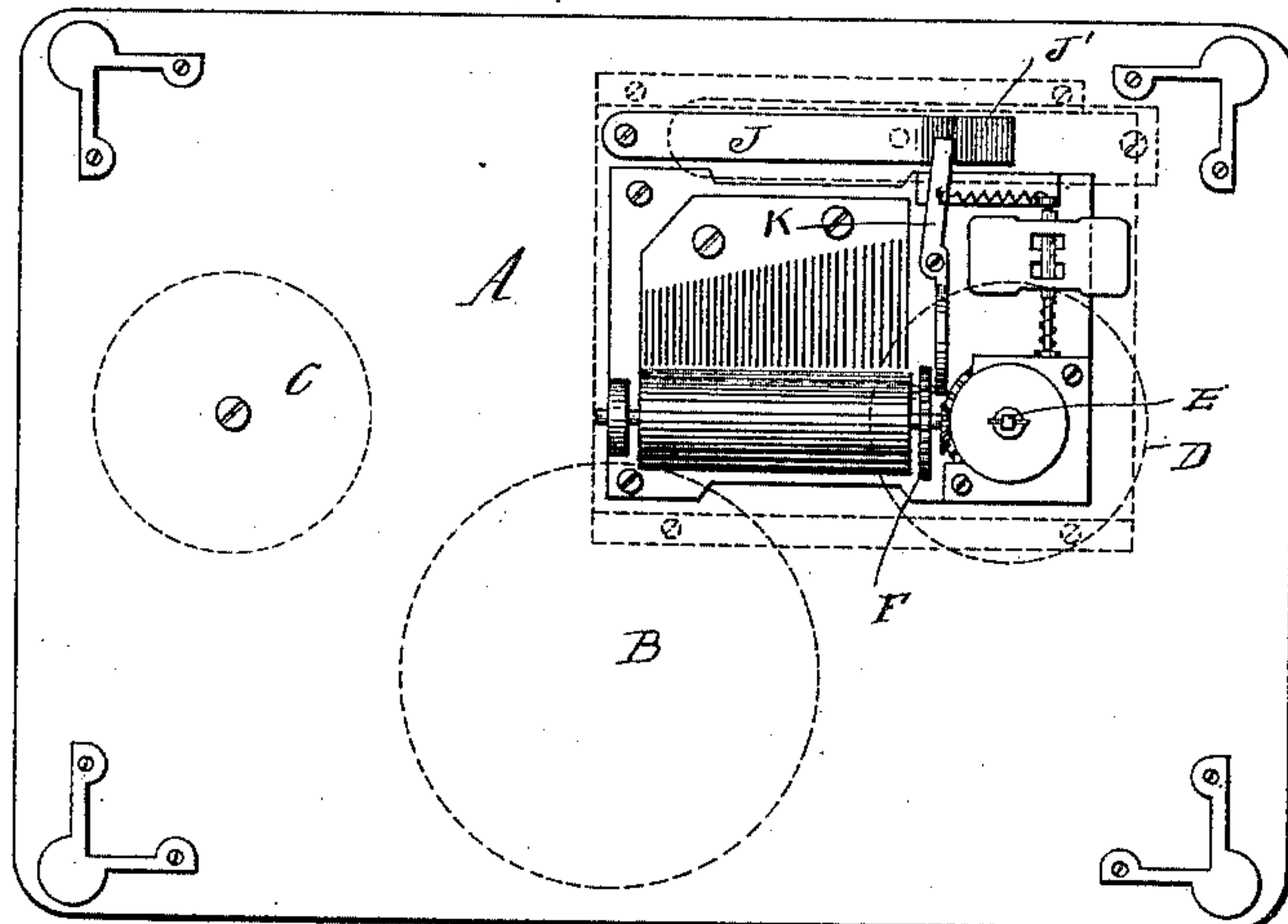


FIG. 3.

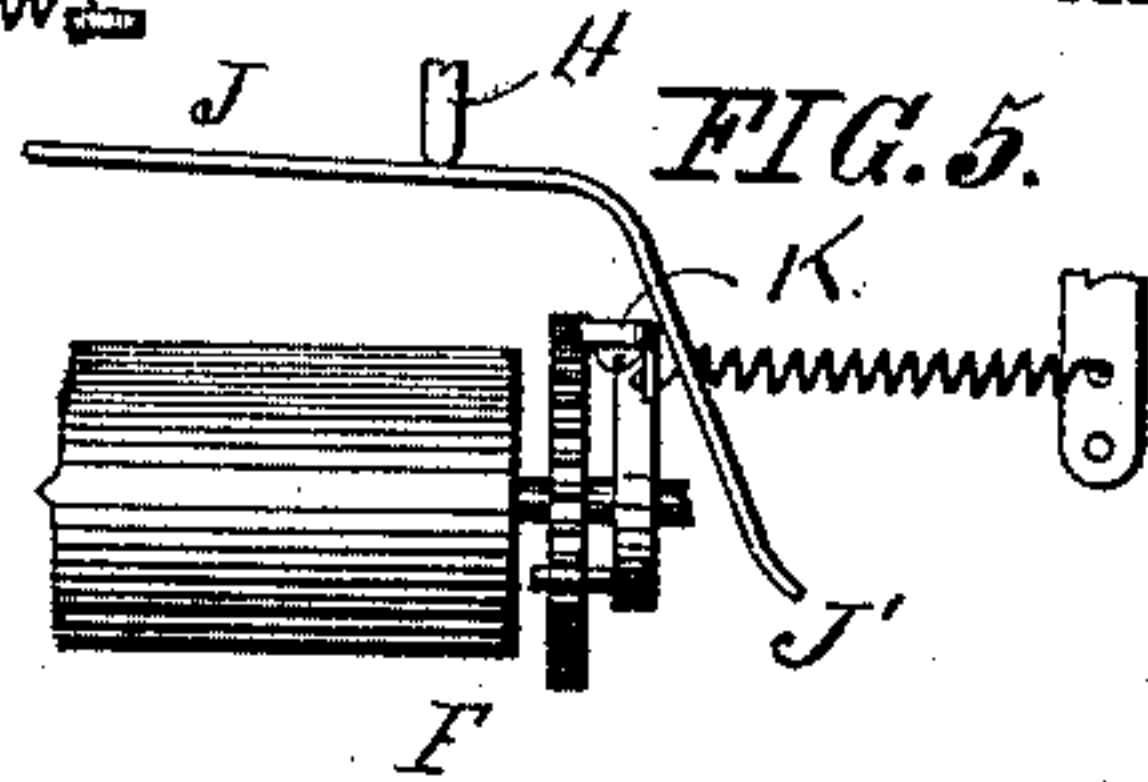


FIG. 5.

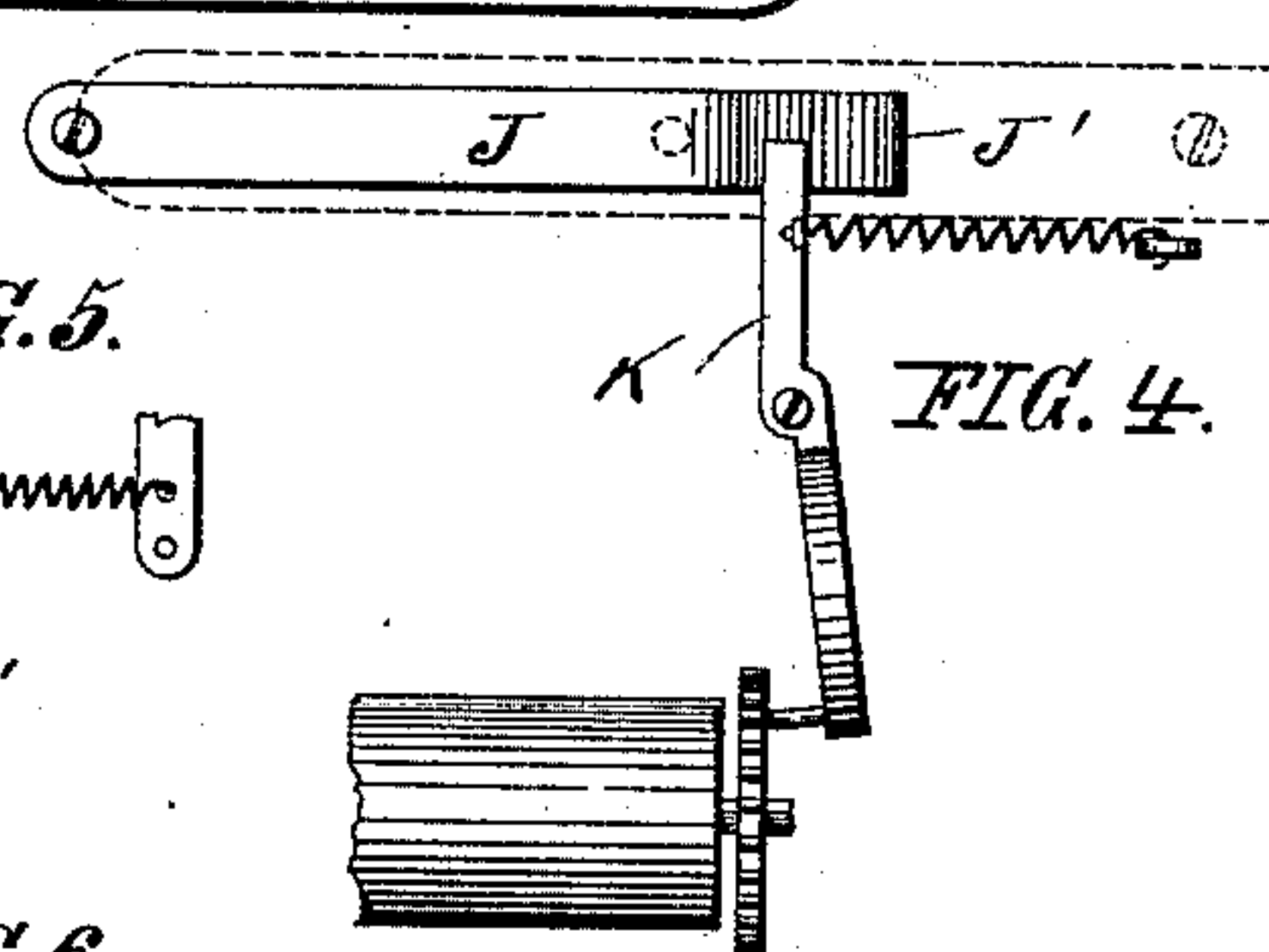


FIG. 4.

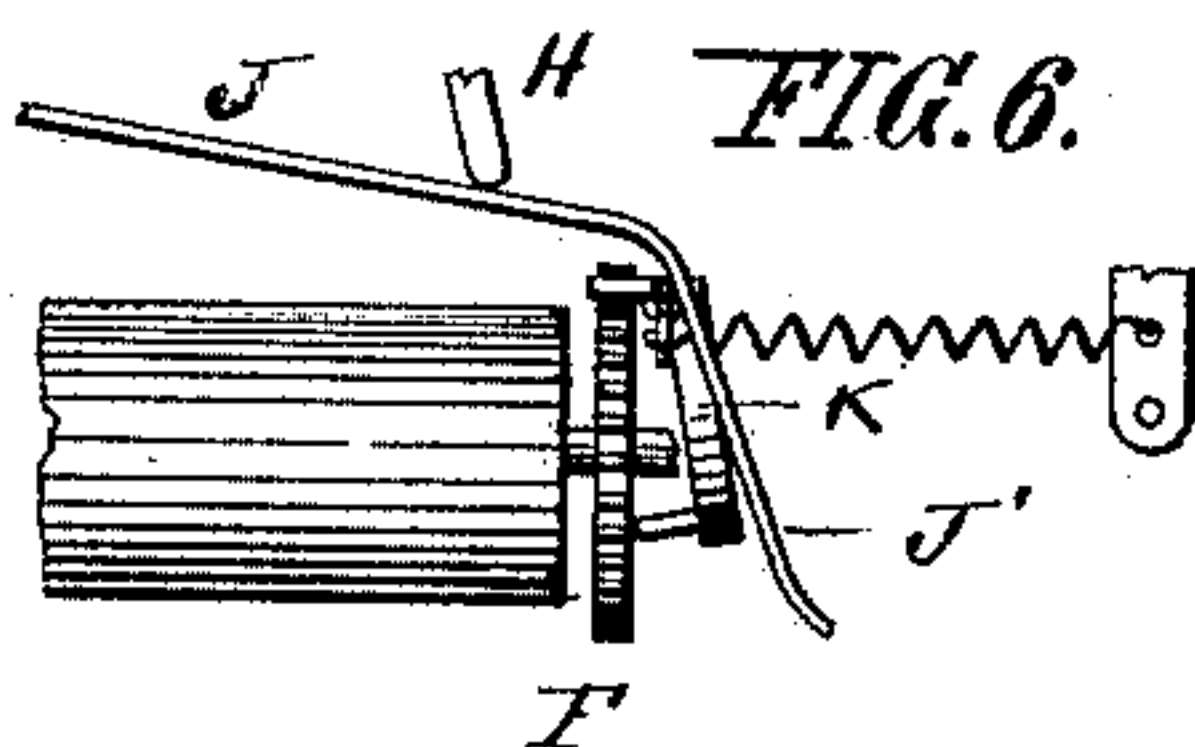


FIG. 6.

WITNESSES: F

Marion Hall
Charles B. Lee

INVENTOR

Alfred Sueur
BY George & Raegen
ATTORNEYS.

UNITED STATES PATENT OFFICE.

ALFRED SUEUR, OF JERSEY CITY, NEW JERSEY, ASSIGNOR TO M. J. PAILLARD & CO., OF NEW YORK, N. Y.

MUSICAL CIGAR-STAND.

SPECIFICATION forming part of Letters Patent No. 467,359, dated January 19, 1892.

Application filed October 7, 1891. Serial No. 408,055. (No model.)

To all whom it may concern:

Be it known that I, ALFRED SUEUR, a citizen of Switzerland, and a resident of Jersey City, in the county of Hudson and State of New Jersey, have invented certain new and useful Improvements in Musical Cigar-Stands, of which the following is a specification.

This invention relates to an improvement in that class of devices known as "cigar-stands," and composed of a suitable base-plate carrying the receptacles for cigars, ashes, and matches.

The object of my invention is to provide a stand of this kind which is so constructed that a music-box mechanism in the same is started whenever a match is rubbed over the igniting-surface.

The invention consists in the combination, with a suitable base, of receptacles for the cigars, matches, and ashes, one of said receptacles being secured to the winding-key of the music-box mechanism.

The striking-surface for the matches consists in a spring-strip secured at one end and provided with a pin that acts on the releasing and starting mechanism of the music-box.

In the accompanying drawings, Figure 1 is an elevation of my improved cigar-stand, parts being broken out and others in section. Fig. 2 is a plan view of the under side of the same, parts being omitted. Figs. 3, 4, 5, and 6 are detail views showing the various positions of the starting and stopping lever and the bent arm acting on the same.

Similar letters of reference indicate corresponding parts.

On the base-plate A are arranged the cigar-receptacle B, the ash-receptacle C, and the match-receptacle D, said receptacles B and C being fixed. The match-receptacle D is secured to the upper end of a winding-arbor E, and the spring-motor of the music-box mechanism F is secured on the under side of the base-plate A, said winding-arbor passing through a suitable aperture of the base-plate. By turning the match-receptacle D the winding-arbor of the music-box mechanism is turned and the spring of the music-box motor is thus wound up.

A spring-strip G is secured at one end to the base-plate, and has its upper surface

roughened to adapt it to be used as a striking-surface for igniting matches. From said spring-strip a pin H projects downward through an aperture in the base-plate and rests upon the bent spring-strip J, secured to the under side of the base-plate, the downwardly-projecting arm of which spring-strip J is adjacent to the starting and stopping lever K of the music-box mechanism. Whenever a person wishes to strike a match and rubs it over the spring-strip G, said strip is pressed downward, and by means of its pin H presses down the spring-strip J, causing the bent arm J' of said spring-strip J to press the starting and stopping lever L laterally, whereby the music-box mechanism is released and begins to play, to stop at the end of one tune, in the usual manner.

Having thus described my invention, what I claim as new, and desire to secure by Letters Patent, is—

1. The combination, with a base-plate, of one or more fixed receptacles on the same, a music-box mechanism on the under side of the base-plate, and a rotating receptacle on the base-plate, which rotating receptacle is connected with the winding-arbor of the music-box mechanism, substantially as set forth.

2. The combination, with a base-plate, of a music-box mechanism on the under side of the same, a bent arm adjacent to the starting and stopping lever of said music-box mechanism, a spring-strip on the upper surface of said base-plate, and a pin projecting from said spring-strip and acting on the arm on the under side of the base-plate to start the music-box, substantially as set forth.

3. The combination, with a base-plate, of a music-box mechanism on the under side of the same, a match-striking plate on the base-plate, and means for operating the starting and stopping mechanism of the music-box from said match-striking plate, substantially as set forth.

In testimony that I claim the foregoing as my invention I have signed my name in presence of two subscribing witnesses.

ALFRED SUEUR.

Witnesses:

W. H. HOSDIKE,
ALBERT LANCELOT.