

(No Model.)

E. W. PERKINS.  
BLACKING BOX HOLDER.

No. 466,895.

Patented Jan. 12, 1892.

Fig. 1.

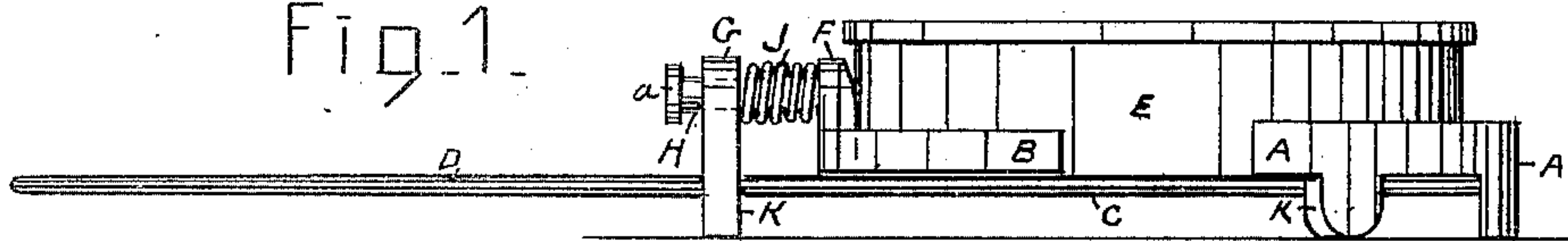


Fig. 2.

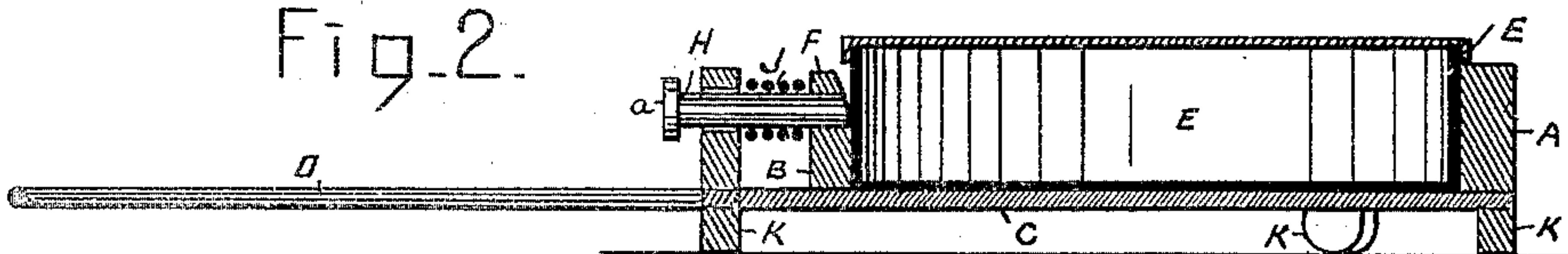


Fig. 3.

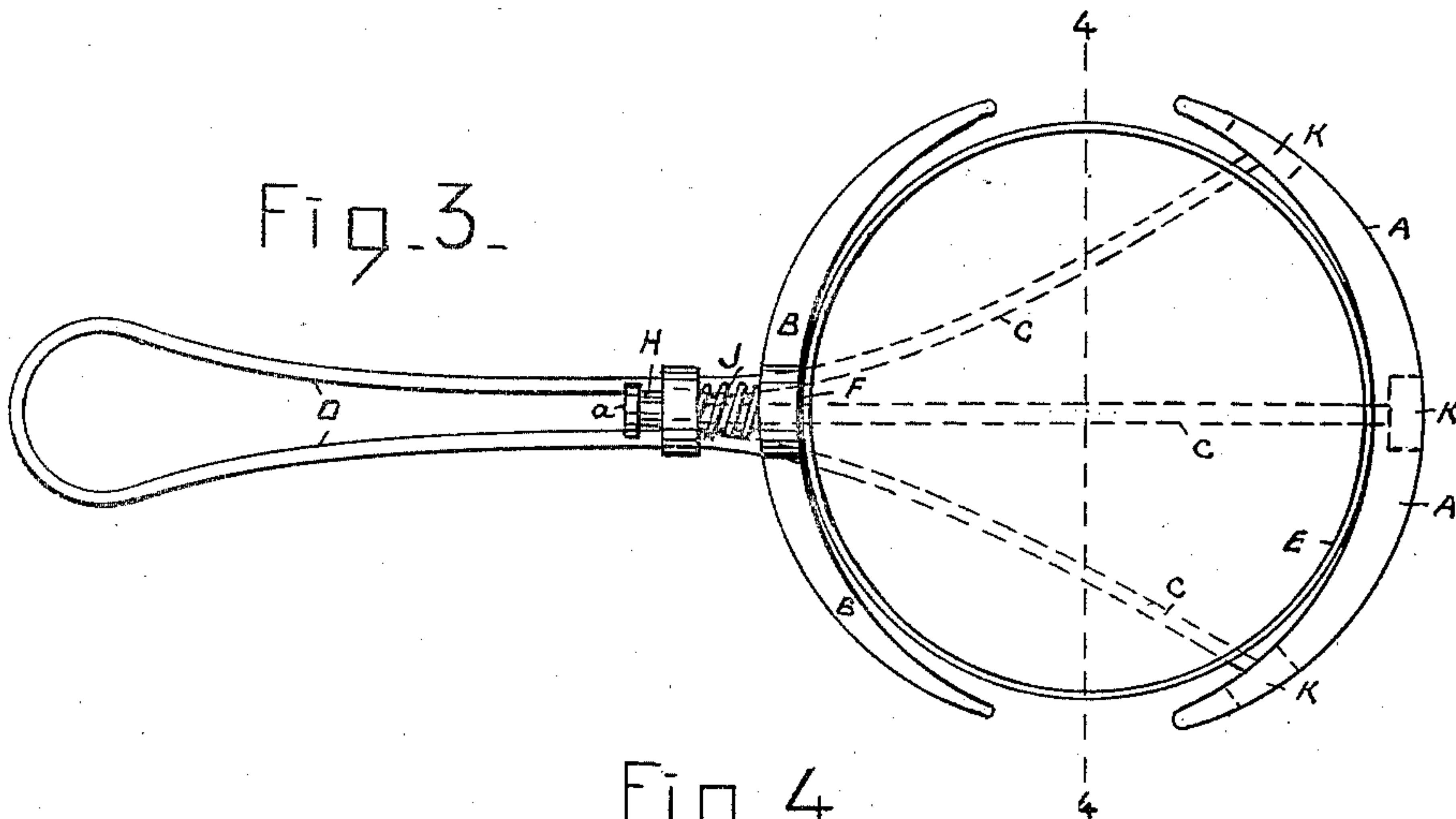
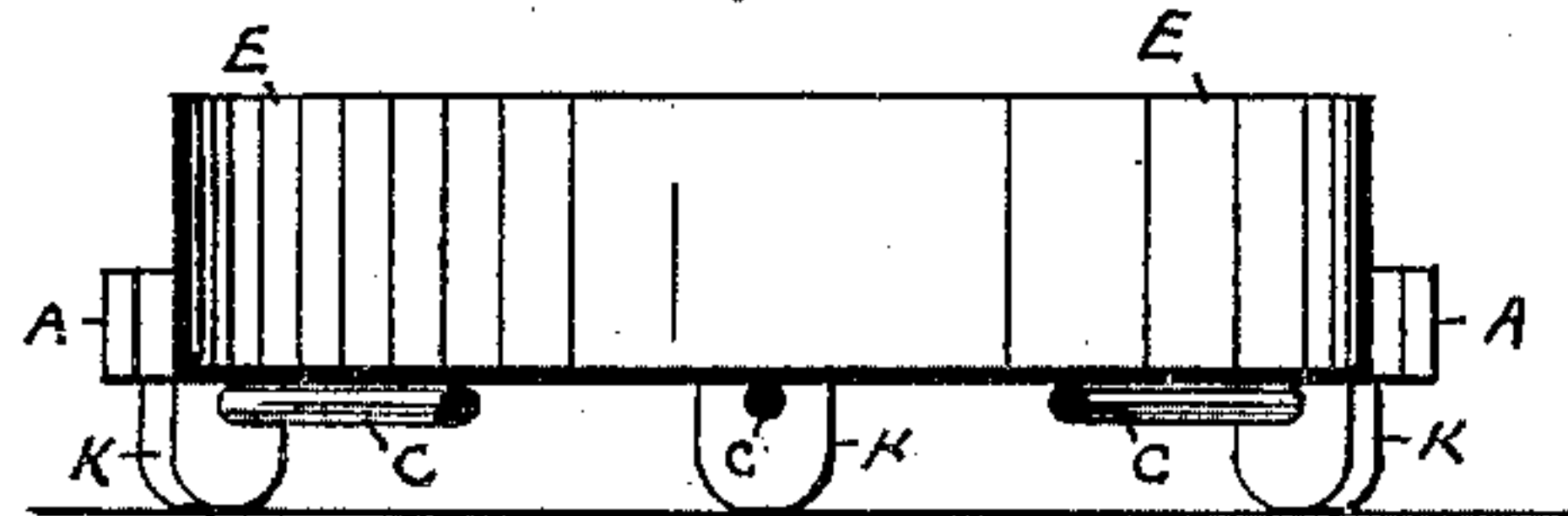


Fig. 4.



WITNESSES.  
Henry J. McKeever.  
Geo. O. Dent.

INVENTOR.  
Elnathan W. Perkins  
by his Attorneys  
Brown Bros.

# UNITED STATES PATENT OFFICE.

ELNATHAN W. PERKINS, OF NORTH BERWICK, MAINE.

## BLACKING-BOX HOLDER.

SPECIFICATION forming part of Letters Patent No. 466,895, dated January 12, 1892.

Application filed March 20, 1889. Serial No. 304,028. (No model.)

*To all whom it may concern:*

Be it known that I, ELNATHAN W. PERKINS, of the town of North Berwick, in the county of York and State of Maine, have invented certain new and useful Improvements in Blacking-Box Holders, of which the following is a full, clear, and exact description.

This improved blacking-box holder is composed of a fixed and movable jaw, each preferably of an arc shape, to grasp the box at opposite sides and the movable jaw to be self-adjustable, in combination with a base holding both of said jaws and having a handle for convenience in handling it and legs to rest it upon, all substantially as hereinafter described.

In the drawings forming part of this specification, Figure 1 is an edge elevation of the blacking-box holder. Fig. 2 is a central longitudinal vertical section. Fig. 3 is a plan view. Fig. 4 is a transverse vertical section, line 4 4, Fig. 3.

In the drawings, A is the fixed jaw, B is the movable jaw, and C is the base or support. Each jaw preferably is of arc shape from end to end, and the fixed jaw is located at one end of the base C, having at the other end a handle D for convenience in handling the holder. The movable jaw B is located and rests on and is between the fixed jaw A and handle D of the base C, and it is opposed to and movable toward and away from the fixed jaw A. The base C between the jaws A B supports the blacking-box E, as shown, and the jaws A B, acting on its opposite sides, hold it against accidental escape, as will hereinafter appear.

F is a strut held on movable jaw B at its center, and G is a strut held on base C directly opposite to strut F of jaw B.

H is a headed and horizontal pin, at one end held on strut of movable jaw and passing loosely through strut G of base C, with its head *a* at outer side of said strut G.

J is a spring coiled about the pin H and confined end to end between the struts F G. The combination of struts F G, connecting headed pin H, and coiled spring J, all as described, co-operate to render the movable jaw B self-adjustable within given limits to the size of box E, placed on the base C between the jaws A B, and to secure a proper grip and hold of the box, whatever its size, as stated, between the jaws and on the base and against accidental escape.

K K K K are legs of the base C and acting as rests therefor, as shown.

Having thus described my invention, what I claim, and desire to secure by Letters Patent, is—

A holder for a blacking-box, composed of a base C, with legs K and a handle D, clamp-jaws A B, diametrically situated on and the jaw A fixed and the jaw B movable on the base C, and opposed struts F G, one held on movable jaw B and the other held on base C, in combination with a horizontal pin H, fixed on said strut F, extending therefrom loosely through said strut G and at its outer end having a shoulder or head, and with a spring J coiled about said pin H and confined end to end between said struts, all as particularly described, and for the purposes specified.

In testimony whereof I have hereunto set my hand in the presence of two subscribing witnesses.

ELNATHAN W. PERKINS.

Witnesses:

ALBERT W. BROWN,  
HENRY F. MCKEEVER.