

(No Model.)

2 Sheets—Sheet 1.

J. JOHNSON.  
LOUNGE.

No. 465,180.

Patented Dec. 15, 1891.

FIG. 1-

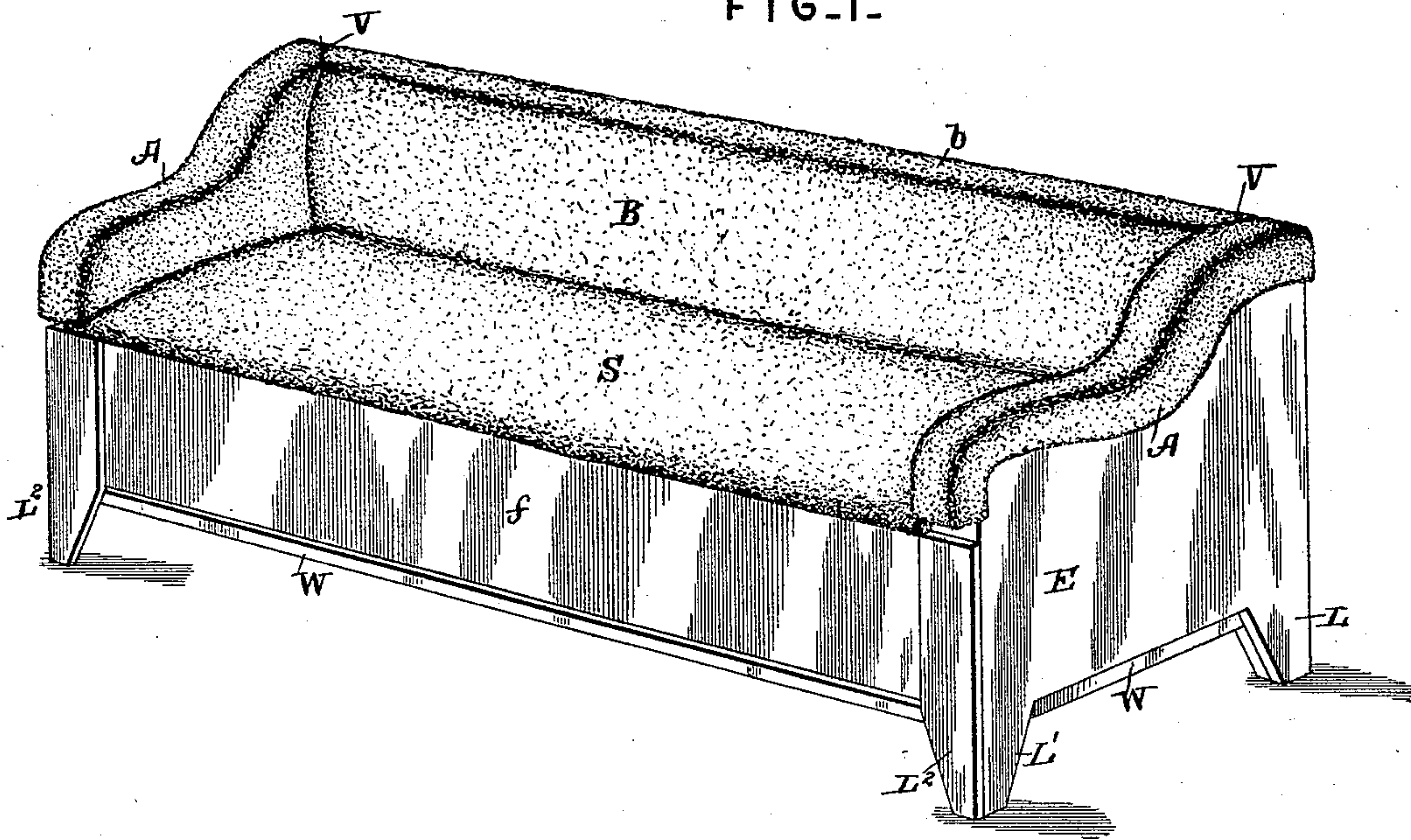
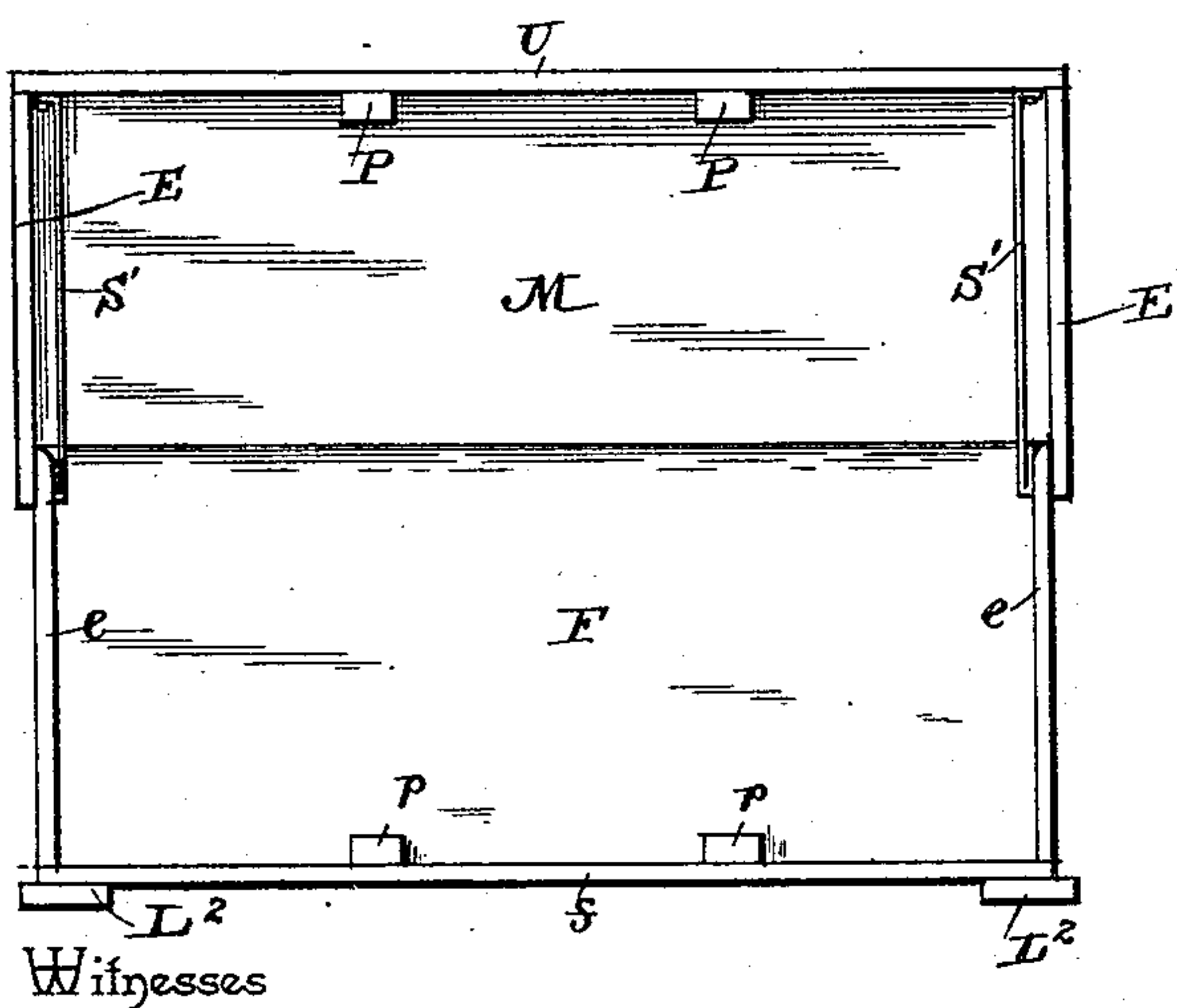
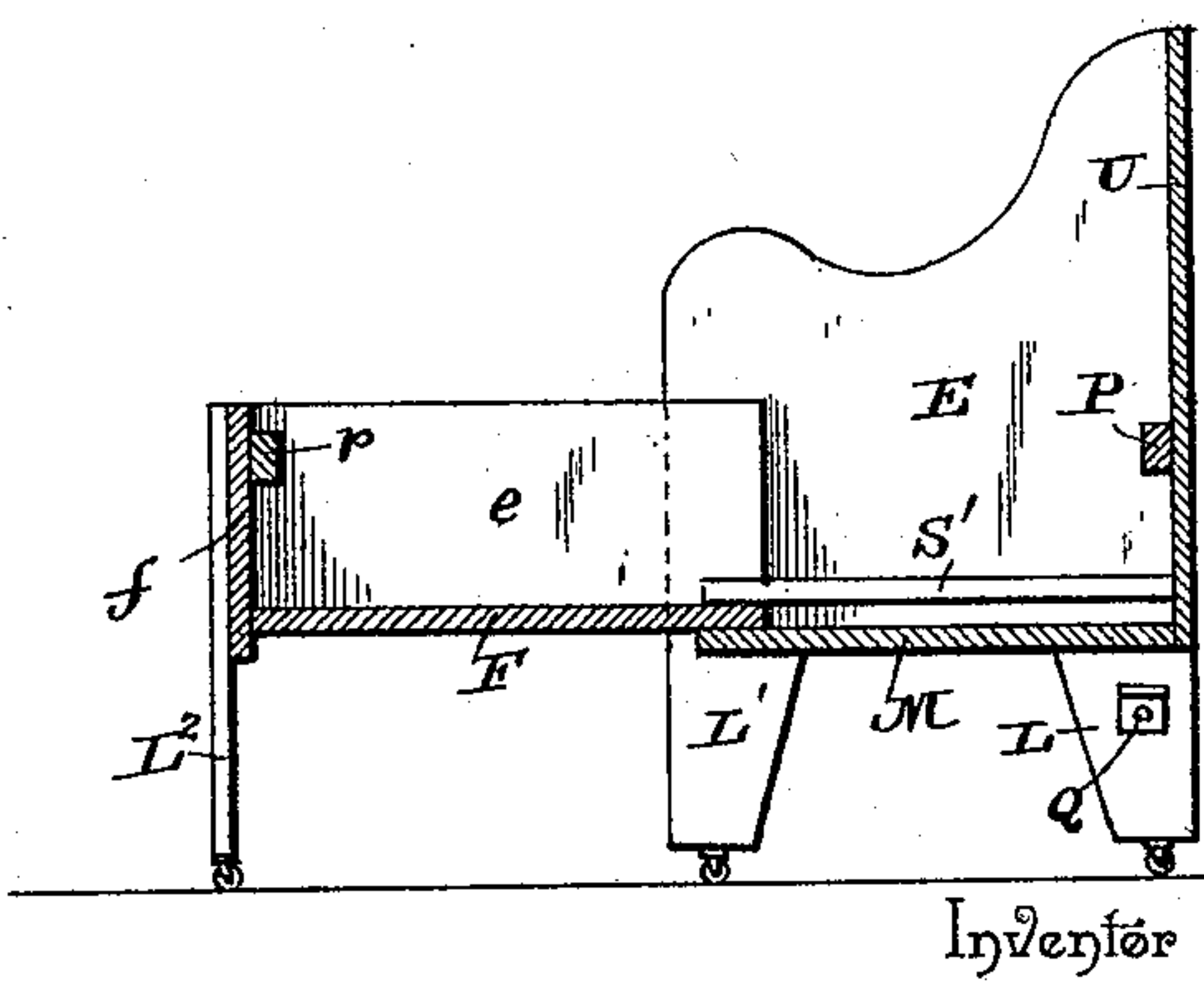


FIG. 6-



Witnesses

FIG. 7-



Inventor

Jas. K. McEachron

N. J. Gossamer

By his Attorneys,

John Johnson

C. A. Snow & Co.

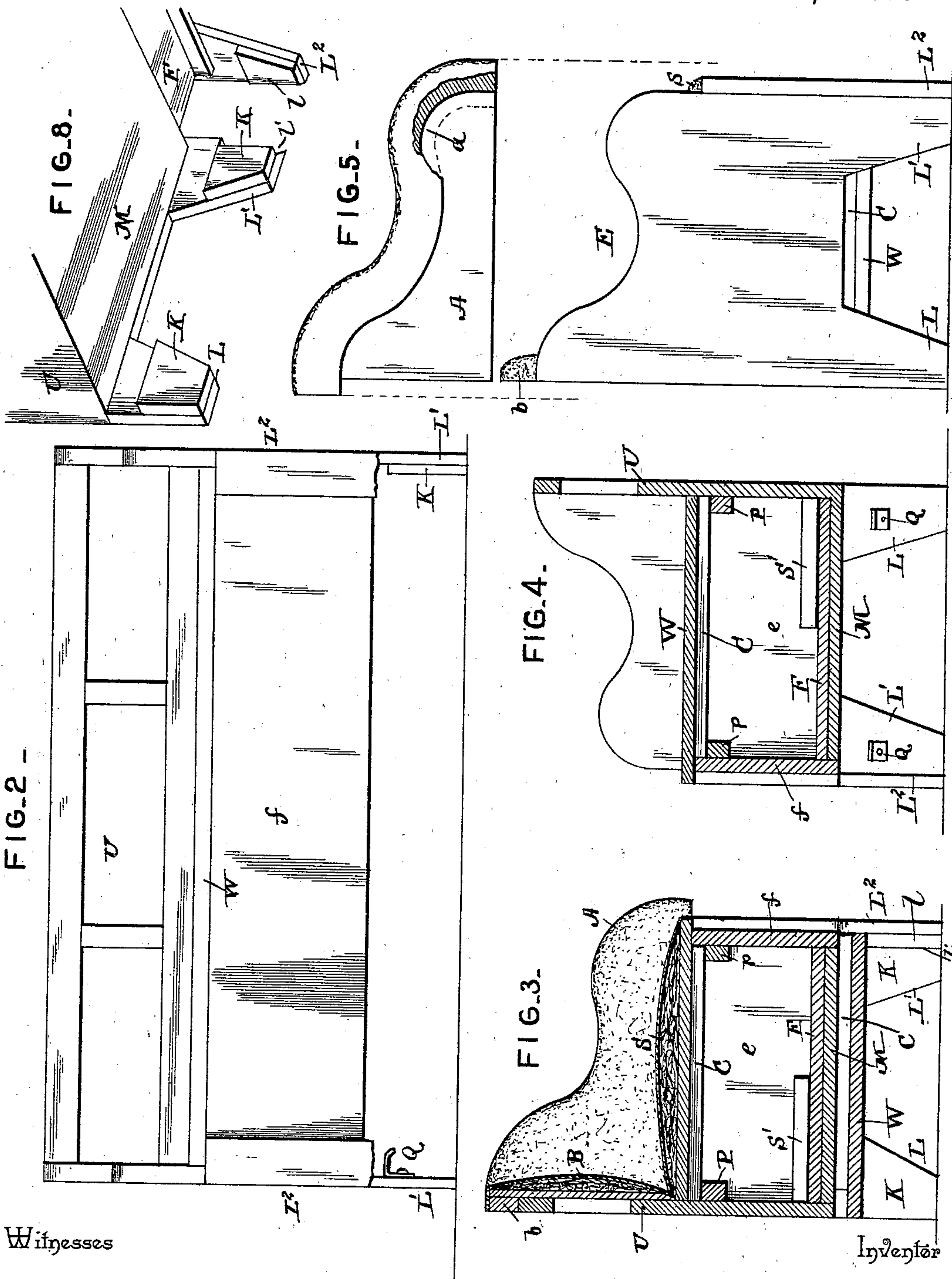
(No Model.)

2 Sheets—Sheet 2.

J. JOHNSON.  
LOUNGE.

No. 465,180.

Patented Dec. 15, 1891.



Witnesses

*Gas. K. McLachlan*

*N. J. Collamer*

By his Attorneys,

*John Johnson*

*C. A. Snow & Co.*



# UNITED STATES PATENT OFFICE.

JOHN JOHNSON, OF HUMPHREY, NEBRASKA.

## LOUNGE.

SPECIFICATION forming part of Letters Patent No. 465,180, dated December 15, 1891.

Application filed May 6, 1891. Serial No. 391,767. (No model.)

*To all whom it may concern:*

Be it known that I, JOHN JOHNSON, a citizen of the United States, residing at Humphrey, in the county of Platte and State of Nebraska, have invented a new and useful Lounge, of which the following is a specification.

This invention relates to furniture, and more especially to that class thereof known as "convertible lounges"—that is, those that are adapted to be changed at will into beds; and the object of the same is to provide certain improvements in devices of this character.

To this end the invention consists in the details of construction hereinafter more fully described and claimed, and as illustrated on the two sheets of drawings, wherein—

Figure 1 is a perspective view of this device complete as an upholstered lounge. Fig. 2 is a front elevation thereof as a plain settee. Fig. 3 is a central transverse section of Fig. 1, and Fig. 4 of Fig. 2. Fig. 5 is an end elevation of Fig. 1 with one of the upholstered arms slightly removed. Fig. 6 is a plan view, and Fig. 7 a central cross-section, of the device as a bed. Fig. 8 is a perspective detail of certain legs.

Referring to the said drawings, the letter M designates the main portion or body of this device, which is a rectangular frame-work open in front and supported by legs L and L', and whose ends E E and upright back U rise above the body proper to form the arms and back of a plain settee.

F is the front portion, which also has end pieces e e, sliding inside those of the body, a closed bottom sliding over that of the body, a front f, and supporting-legs L<sup>2</sup> L<sup>2</sup>, the latter having blocks l, adapted to fit into recesses l' in the front legs L' of the body when the parts are assembled. These two portions are connected near their ends preferably by straps S' S', whereby a too great distention of parts is prevented, and when the device is a bed, as in Figs. 6 and 7, the front portion is drawn out to the limit of the straps, resting at its rear edge on the front edge of the body M and being supported at its front by its legs L<sup>2</sup> L<sup>2</sup>.

The bedding is omitted; but its use and position will be understood.

To convert the above-described bed into a plain settee, a wooden bottom W is applied, which bottom was not used in the bed, although it could have been stored, as seen in Fig. 3, beneath the body M. In Fig. 2 the front legs are broken away to show blocks K, secured to the inner faces of the legs at one end, and upon these blocks one end of the bottom W is supported when it is not in use, the other end being supported by any suitable means, as a spring-catch Q, projecting inwardly from the other legs; but to make a settee of the bed, the two portions M and F are telescoped or assembled by moving the front F inwardly, as seen in Fig. 2, (the bed-clothing being left in the receptacle thus formed, if desired,) and the wooden bottom W is applied to form the top of this receptacle and the seat or bottom of the settee. When in position, the ends of the bottom W rest upon the ends e e of the front portion; but in order to give the bottom a firmer support projections P P are preferably applied to the back U of the body and p p to the front f of the front portion, and transverse cleats C C to the bottom of the wooden bottom W. The projections, which may be blocks, screws, pegs, or castings, are distant beneath the line of the upper edges of the ends e e by the thickness of the cleats C, so that when the ends of the latter rest upon the projections the bottom W will rest at its ends on the ends and along its front edge on the upper edge of the front f. The device is then a plain wooden settee, and the front portion may be pulled out to gain access to the receptacle, which is useful for various purposes.

To convert the above-described settee into a lounge I make use of the following additional parts, all of which are preferably nicely upholstered on their inner faces: S is the seat, which replaces the bottom W, being of the same size and shape and also provided with the cleats C. B is the back, slightly shorter than the seat and having beveled ends V, and this back has a slight projection b on its rear face to pass over the upper edge of the upright back U. A A are the arms, each of which has a groove a to fit the upper edge of its respective end piece E, and when in place the rear edges of the arms bear against the beveled ends of the back and hold



the latter in place. All these parts can be quickly applied, and the bottom W may be meanwhile stored beneath the body, as above described. The parts are preferably of wood  
 5 and of proper dimensions, proportion, and finish, according to the fancy of the maker and the intended cost of the finished article. The whole may be supported on casters, if desired, Fig. 7. The pieces are preferably  
 10 made interchangeable, and this effects two functions: first, the device can be sold at a low price as a plain settee convertible into a bed, and afterward, should the owner desire, he can purchase the upholstered portions and  
 15 apply them to produce a finished lounge, and, second, if any part should become broken, lost, or worn another may be had from the factory and can be immediately applied.

Numerous minor changes in the details of  
 20 construction, as well as desirable additions and improvements, will suggest themselves to the manufacturer, and all may be made without departing from the spirit of my invention.

25 What is claimed as the salient features is—

1. In a bed-lounge, the combination, with the body portion M, having an open front, the front portion F, having an open rear and moving inside said body, of a removable bottom  
 30 W, having cleats across its lower face resting on projections of the body and front, said bottom fitting between the legs of the body portion, and blocks inside the legs at one end and catches inside those at the other, substantially as described.  
 35

2. In a bed-lounge, the combination, with the body portion M, having an open front and the front portion F, having an open rear and moving inside said body, of a removable and  
 40 upholstered seat portion S, having cleats across its lower face resting on projections of the body and front, a removable and upholstered back B, having beveled ends and a rearwardly-extending projection passing over  
 45 the upper edge of the back, and removable and upholstered arms A A, engaging said beveled ends and having grooves fitting the upper edges of the ends E E of the body, as and for the purpose set forth.

3. In a bed-lounge, the combination, with  
 50 the body portion M, having an open front, the front portion F, having an open rear and moving inside said body, and straps connecting said portions to limit their distention, of a removable and upholstered seat portion S, a  
 55 removable and upholstered back B, having beveled ends, and removable and upholstered arms A A, engaging said beveled ends and having grooves fitting the upper edges of the ends E E of the body, as and for the purpose  
 60 set forth.

4. In a bed-lounge, the combination, with the body portion M, having an open front, the front portion F, having an open rear and moving inside said body, and straps connecting  
 65 said portions to limit their distention, of a removable and upholstered seat portion S, having cleats across its lower face resting on projections of the body and front, a removable and upholstered back B, having beveled ends  
 70 and a rearwardly-extending projection passing over the upper edge of the back, and removable and upholstered arms A A, engaging said beveled ends, as and for the purpose set forth.  
 75

5. In a bed-lounge, the combination, with the body portion M, having an open front, the front portion F, having an open rear and moving inside said body, and straps connecting  
 80 said portions to limit their distention, of a removable and upholstered seat portion S, a removable and upholstered back B, having beveled ends, and removable and upholstered arms A A, engaging said beveled ends, as and for the purpose set forth.  
 85

In testimony that I claim the foregoing as my own I have hereto affixed my signature in presence of two witnesses.

JOHN JOHNSON.

Witnesses:

HENRY CONRAD,  
 P. P. MEISINGER.