

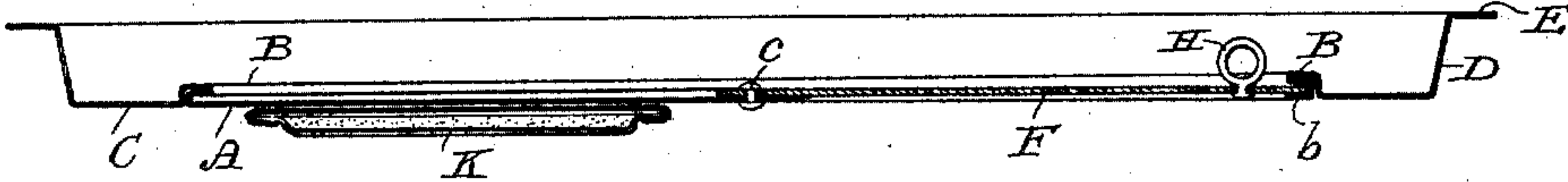
(No Model.)

N. E. NEUSTADTL.  
COVER FOR TOBACCO PAILS.

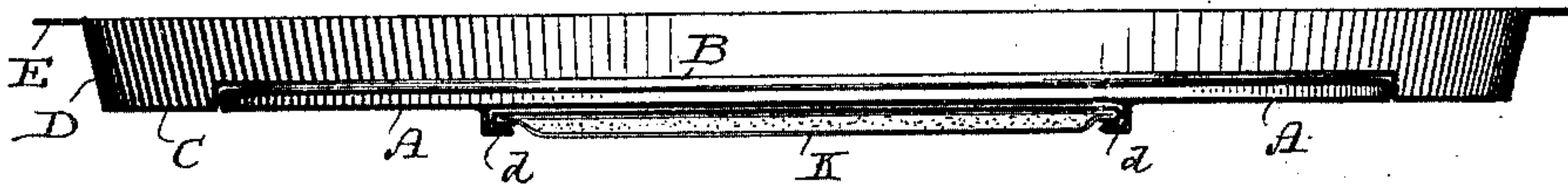
No. 464,931.

Patented Dec. 8, 1891.

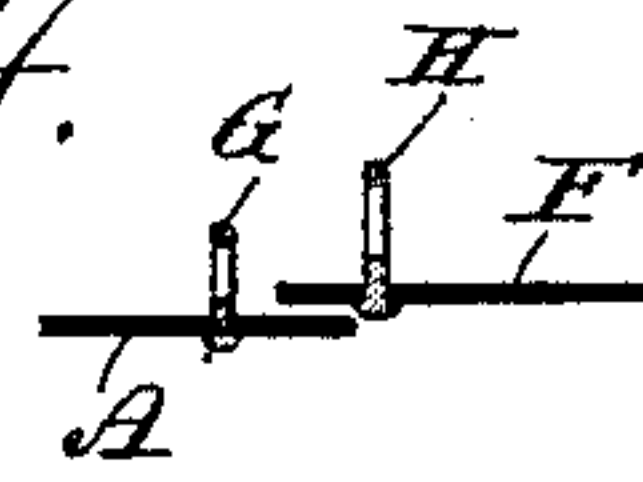
*Fig. 1.*



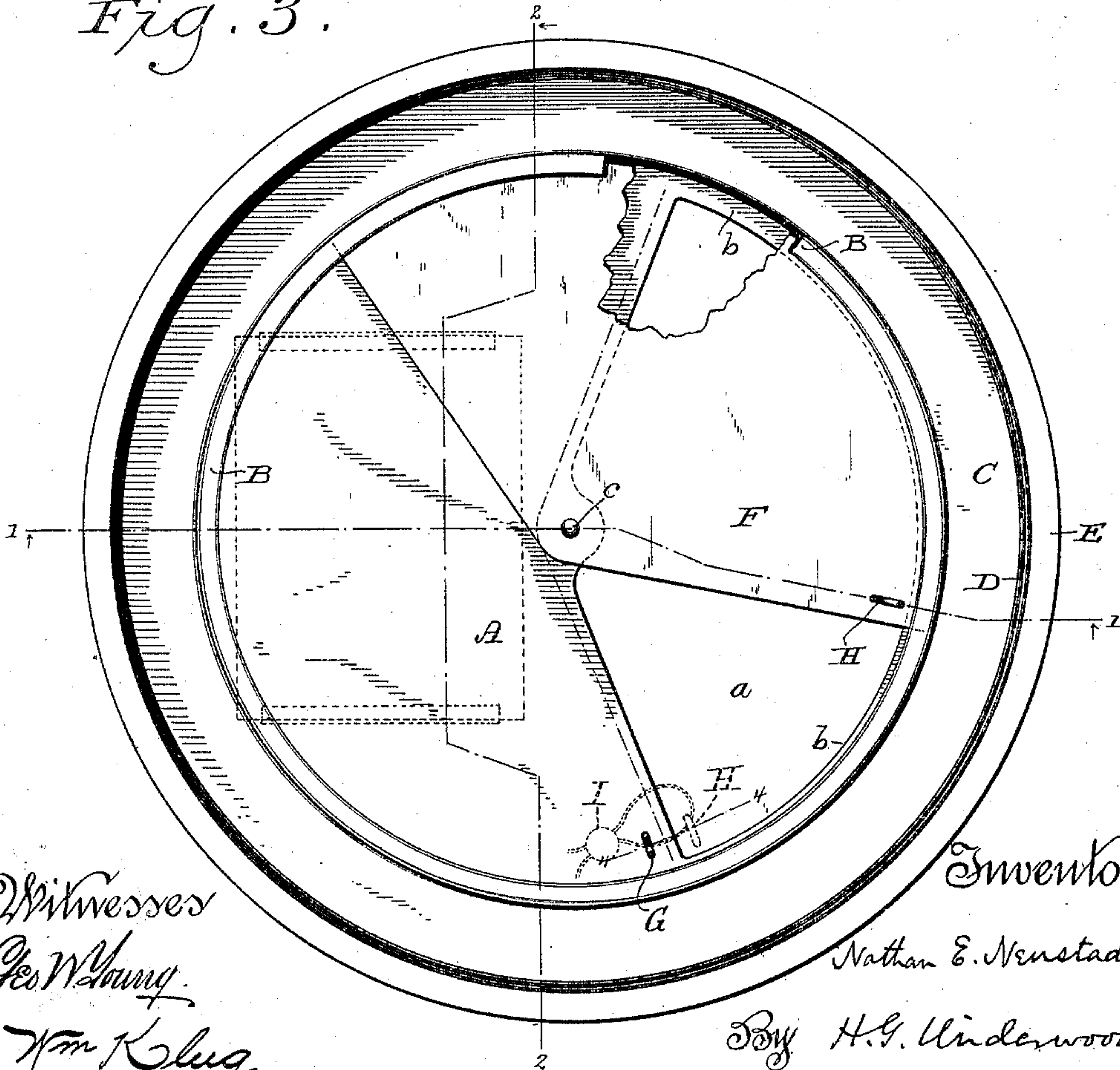
*Fig. 2.*



*Fig. 4.*



*Fig. 3.*



Witnesses  
Geo. Young  
Wm. Klug

Inventors  
Nathan E. Neustadt  
By H. G. Underwood  
Attorney



# UNITED STATES PATENT OFFICE.

NATHAN E. NEUSTADTL, OF MILWAUKEE, WISCONSIN.

## COVER FOR TOBACCO-PAILS.

SPECIFICATION forming part of Letters Patent No. 464,931, dated December 8, 1891.

Application filed January 29, 1891. Serial No. 379,549. (No model.)

*To all whom it may concern:*

Be it known that I, NATHAN E. NEUSTADTL, a citizen of the United States, and a resident of Milwaukee, in the county of Milwaukee, and in the State of Wisconsin, have invented certain new and useful Improvements in Covers for Tobacco-Pails and Analogous Vessels; and I do hereby declare that the following is a full, clear, and exact description thereof.

My invention relates to covers for tobacco-pails and analogous vessels; and it consists in certain peculiarities of construction and combination of parts, as will be fully set forth hereinafter and subsequently claimed.

In the drawings, Figure 1 is a vertical sectional view of my improved device on the line 1 1 of Fig. 3. Fig. 2 is a like view on the line 2 2 of the same figure. Fig. 3 is a plan view of the same partly broken away to better illustrate details of construction, and Fig. 4 is a detail sectional view on the line 4 4 of Fig. 3.

The principal part of my cover or device consists of a plate preferably stamped out of sheet metal, so as to form a central section A, partially cut out, as shown at *a*, so as to leave a semicircular rim or lip *b* around this cut-out space on the same plane as the body portion of the plate, an annular flange B, surrounding and above this plate A and lip *b*, said flange being preferably formed of a fold of the said sheet metal bent down, as shown, and an upward inclined annular flange D with an outer horizontal rim E, the latter adapted to rest on the top of the tobacco-pail or other vessel, with the flange D just inside the same, making a tight cover to the said pail.

F is a closing-plate formed of a section of sheet metal, of the general shape of the cut-out portion *a*, but somewhat larger, pivoted to the plate A, as shown at *c*, the segmental edge of said closing-plate F moving between the adjacent surfaces of the flange B and lip *b*. The plate A is provided with a suitable ring or eye G, riveted or otherwise secured thereto, and the closing-plate F with a like

ring or eye H similarly secured, and when the said plate F is turned so as to close the opening *a* a seal of any ordinary or preferred construction may be employed to connect the two rings or eyes G H, as shown in dotted lines at I in Fig. 3. Guides *d d*, which may be angle-strips of sheet metal, are soldered or otherwise secured to the under side of plate A to receive a pad K, which latter may be of or contain any absorbent material, such as blotting-paper, felt, or analogous substance, preferably contained in a case or frame of sufficient rigidity to slide readily in and out of the described guides *d d*. This pad when in a moist condition serves to keep the contents of the pail (such as fine-cut or other tobacco) in a satisfactory condition, and the said pad can be readily slipped out from the guides, moistened, and then replaced through the opening *a*, when desired, without disturbing the cover or the contents of the pail.

Having thus described my invention, what I claim as new, and desire to secure by Letters Patent, is—

A cover for pails, comprising a stamped metallic plate having a partially-cut-away central section and provided with an outer upwardly-inclined annular flange terminating in an outer rim, moistening-pad guides on the under side of the partially-cut-away central section of the plate, an inner annular flange upon said plate, a lip below the latter flange on the same plane as the body portion of the aforesaid plate, and a closing-plate pivoted to said central section of the first-named plate and having a segmental outer edge movable between said lip and inner annular flange, substantially as set forth.

In testimony that I claim the foregoing I have hereunto set my hand, at Milwaukee, in the county of Milwaukee and State of Wisconsin, in the presence of two witnesses.

NATHAN E. NEUSTADTL.

Witnesses.

H. G. UNDERWOOD,  
WM. KLUG.