

(No Model.)

J. BOHMANN.  
TUNING PEG FOR VIOLINS.

No. 464,912.

Patented Dec. 8, 1891.

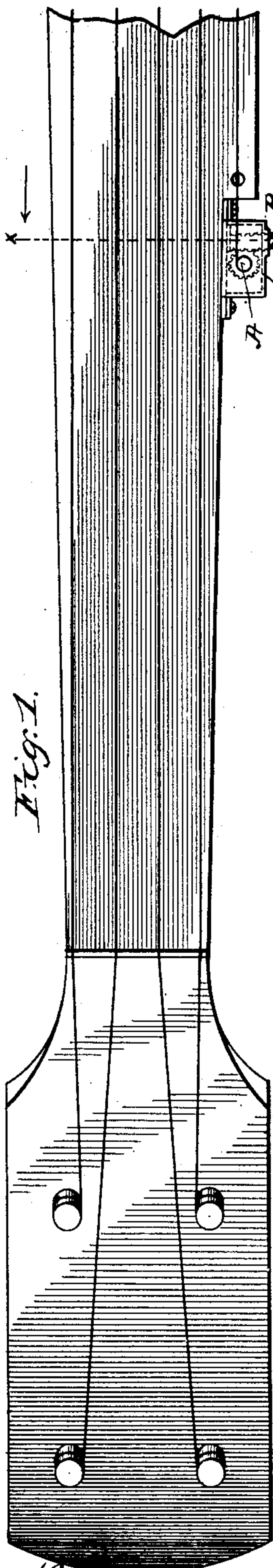


Fig. 1.

Witnesses.  
Wm. R. Rhen.  
P. H. T. Mason.

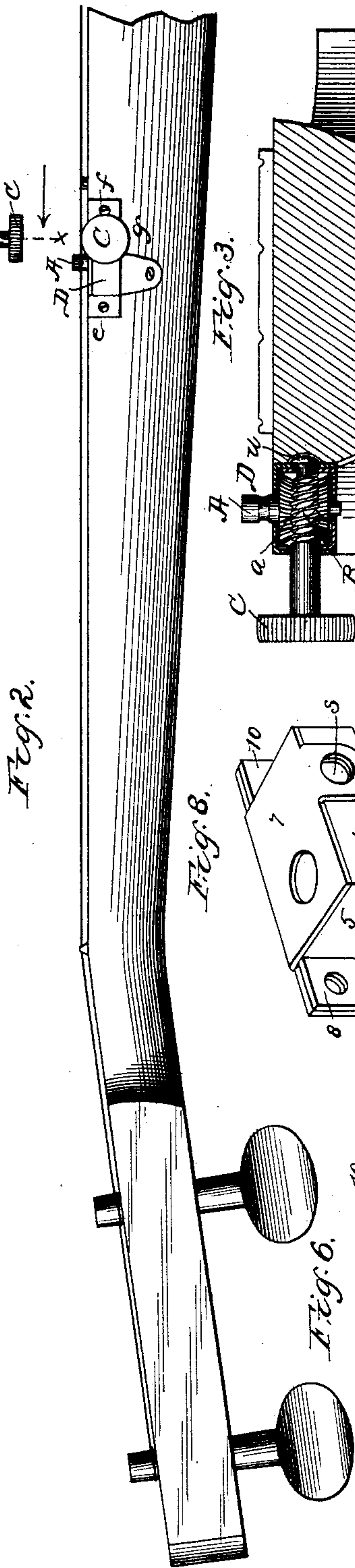


Fig. 2.

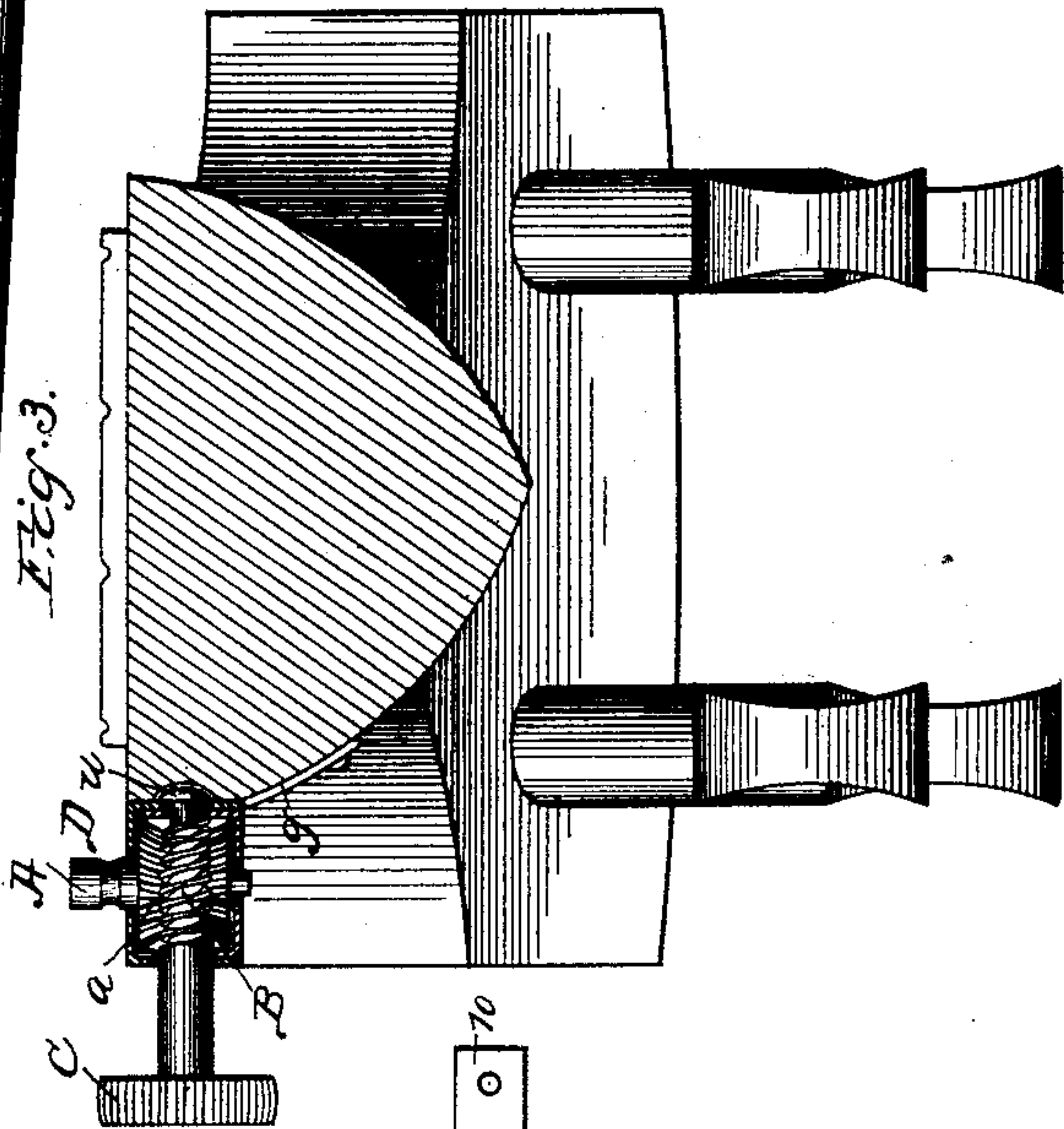


Fig. 3.

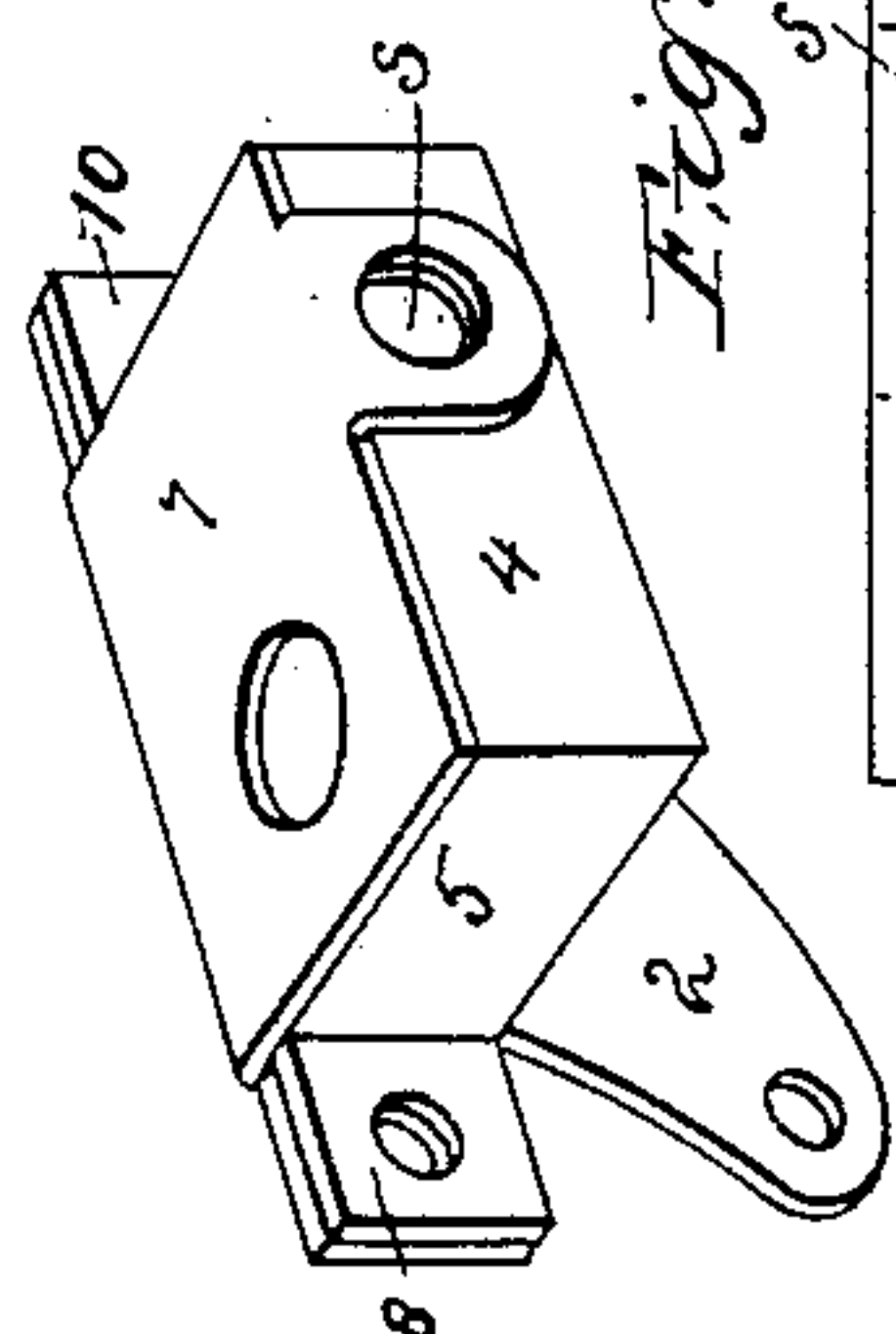


Fig. 4.

Fig. 5.

Fig. 6.

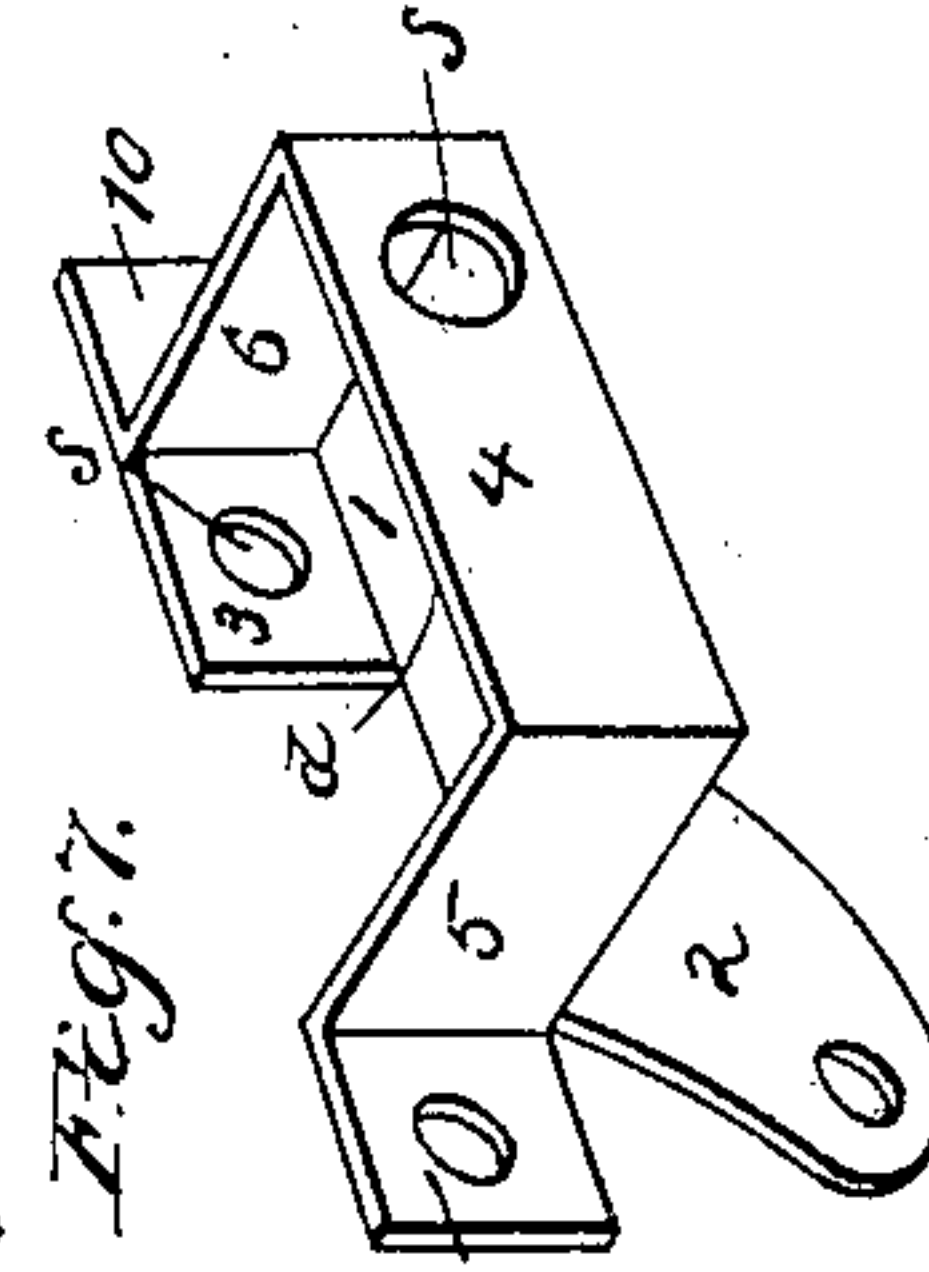
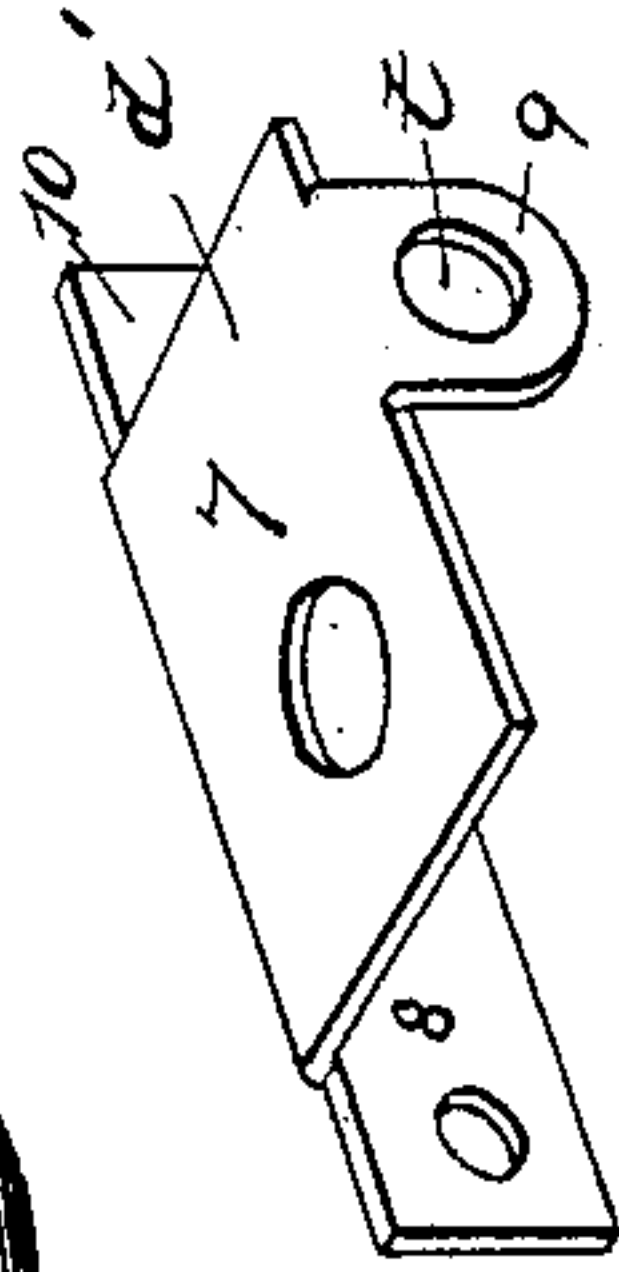


Fig. 7.

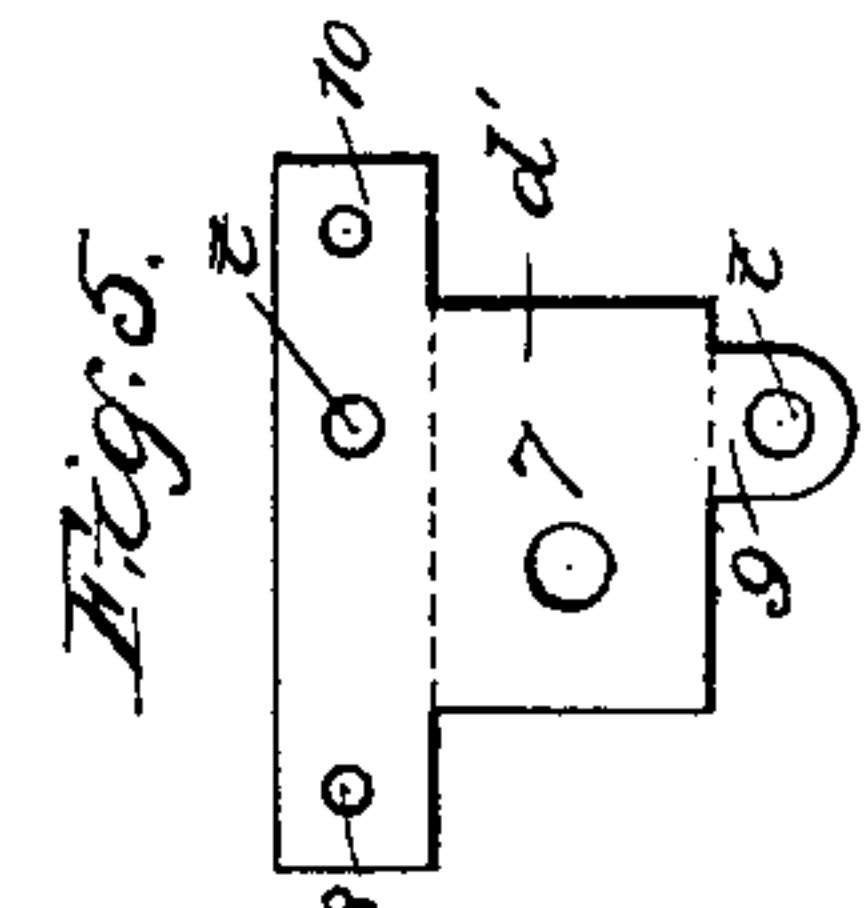


Fig. 8.

Inventor  
Joseph Bohmann  
By Raymond & Velder  
Atty's



# UNITED STATES PATENT OFFICE

JOSEPH BOHMANN, OF CHICAGO, ILLINOIS.

## TUNING-PEG FOR VIOLINS.

SPECIFICATION forming part of Letters Patent No. 464,912, dated December 8, 1891.

Application filed June 24, 1889. Serial No. 315,437. (No model.)

*To all whom it may concern:*

Be it known that I, JOSEPH BOHMANN, of Chicago, in the county of Cook and State of Illinois, have invented certain new and useful  
5 Improvements in Tuning-Pegs for Banjos and Similar Instruments, of which the following is a specification.

The object of my invention is to provide a  
10 peg for the small E string of a banjo, or any similar string, which extends only part-way up the neck of the instrument, and is usually wound round a tuning-peg consisting of a taper pin turning in a correspondingly-tapered hole in the side of the neck. As the tuning-  
15 peg does not extend entirely through the neck and the string cannot be wound upon it so as to draw the pin into the hole, but rather tends to pull it out, it is especially liable to slip, and is a source of much annoyance. I have, there-  
20 fore, contrived an adaptation of a "machine" tuning-peg to be secured to the banjo-neck in such a manner as not to interfere with the player's hand any more than the ordinary peg, and have so simplified the construction  
25 of the parts as to produce a tuning-peg which shall not be excessively expensive.

In the accompanying drawings, Figure 1 is a top view of the upper part of a banjo-neck, showing my improved tuning-peg attached.  
30 Fig. 2 is a side view of the same. Fig. 3 is a cross-section on line *xx*, Fig. 1, looking toward the head, as indicated by the arrows. Figs. 4 and 5 show the shapes of the sheet-metal blanks from which the casing for the  
35 peg is formed. Figs. 6 and 7 show the blanks after they are bent ready for putting together. Fig. 8 shows them after putting together. Figs. 3, 6, 7, and 8 are all on an enlarged scale.

As shown in detail in Figs. 3 to 8, my improved device consists of the tuning-peg A,  
40 provided with a worm-gear *a*, which meshes with the screw B on the spindle of the thumb-nut C. The peg A turns in bearings formed

in the casing D, which is formed from plates  
*d d'*. (*Vide* Figs. 4 and 5.) This casing is  
45 formed by stamping or cutting out blanks of the shape shown in Figs. 4 and 5, the dotted lines showing the parts at which the points are bent to produce the shapes shown in Figs.  
6 and 7. The manner of bending will clearly  
50 appear from a comparison of these four figures—viz., 4, 5, 6, and 7—corresponding parts of the blanks bearing corresponding numbers. After the blanks have been bent the tuning-  
55 peg A is inserted between them and the blanks are placed together, as shown in Fig. 8. The holes *s s* in piece *d* register with the holes *t t* in piece *d'*, and the shank of the  
thumb-screw C is inserted in the holes *s t*, and the end of the shank is riveted over, as shown  
60 in Fig. 3, at *u*, thus securing all the parts together. The lugs 2, 8, and 10 are provided with screw-holes by which the device is fast-  
ened to the side of the banjo-neck, the lower  
65 one 2 being curved to conform to the curve of the neck.

With the tuning-peg thus constructed the fewest possible parts are used, and the ex-  
70 pense of manufacture is reduced to a minimum.

I claim—

The combination of the tuning-peg A, oper-  
ated by a worm-gear *a*, and thumb-screw C,  
of a casing D, formed of two blanks of sheet-  
metal, each blank bent at both edges to form  
75 overlapping sides, said sides being pierced with holes *s s t t*, registering with each other, through which the shank of the thumb-screw passes, thereby securing the parts of the cas-  
ing together, said casing being provided with  
80 lugs by which it may be secured to the neck of a banjo or similar instrument, as described.

JOSEPH BOHMANN.

Witnesses:

P. H. T. MASON,  
O. R. BARNETT.