

(No Model.)

J. H. BULLARD.
FINGER RING.

No. 464,749.

Patented Dec. 8, 1891.

Fig: 1.

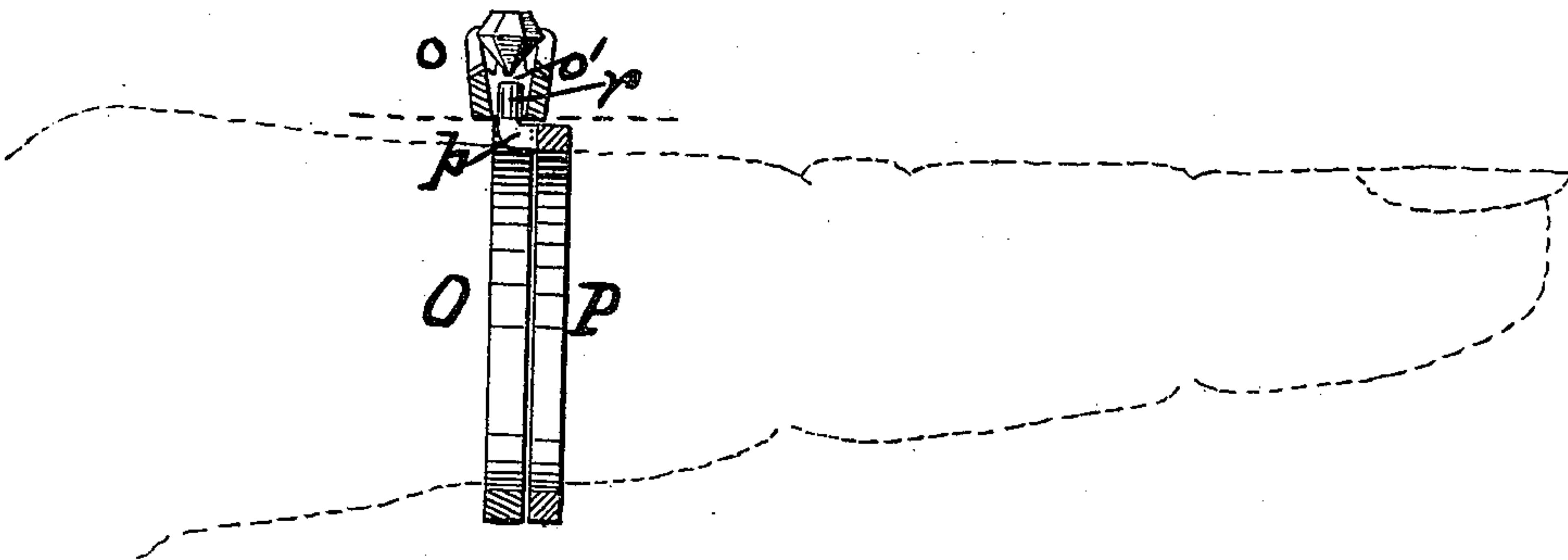


Fig: 2.

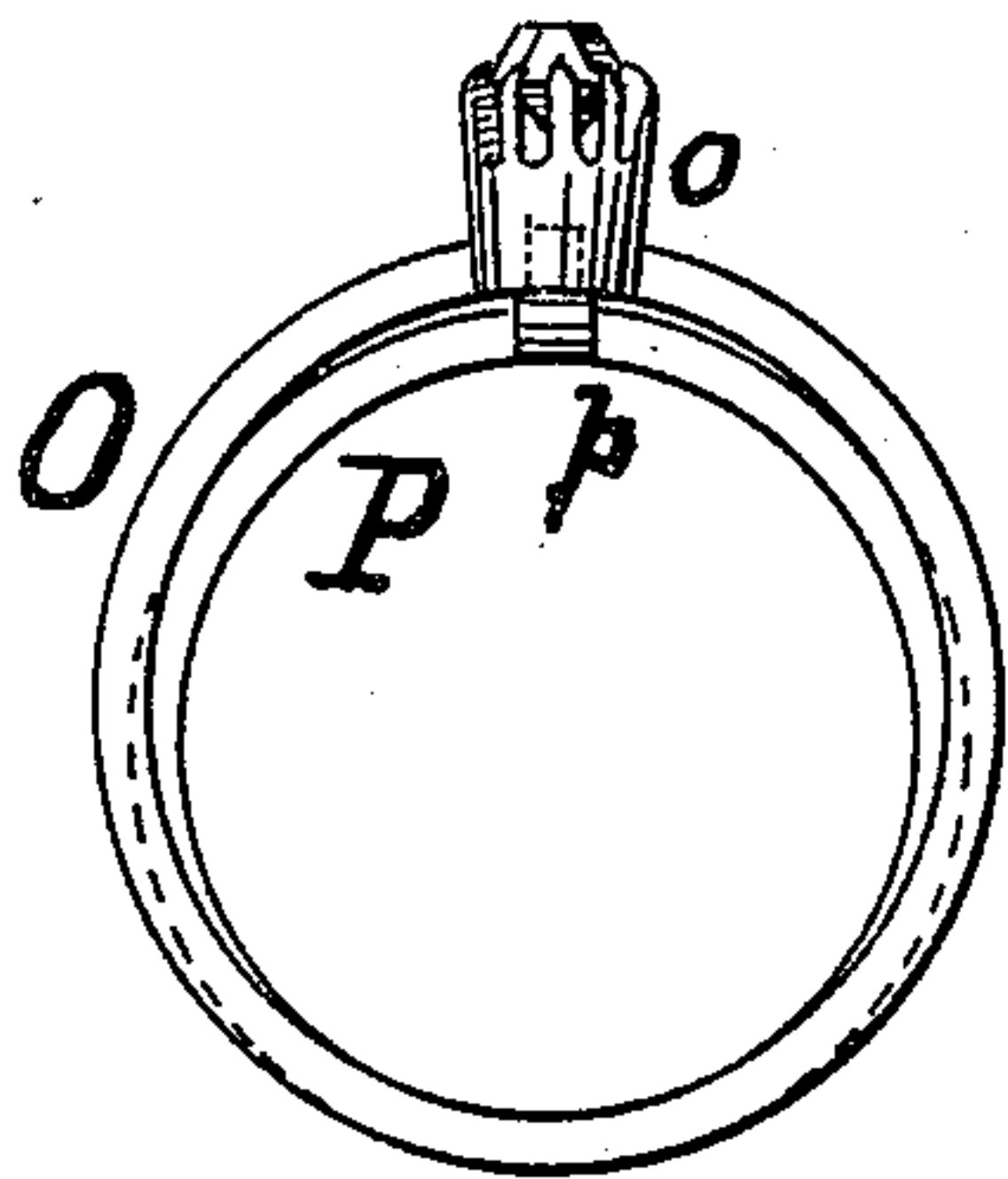


Fig: 3.

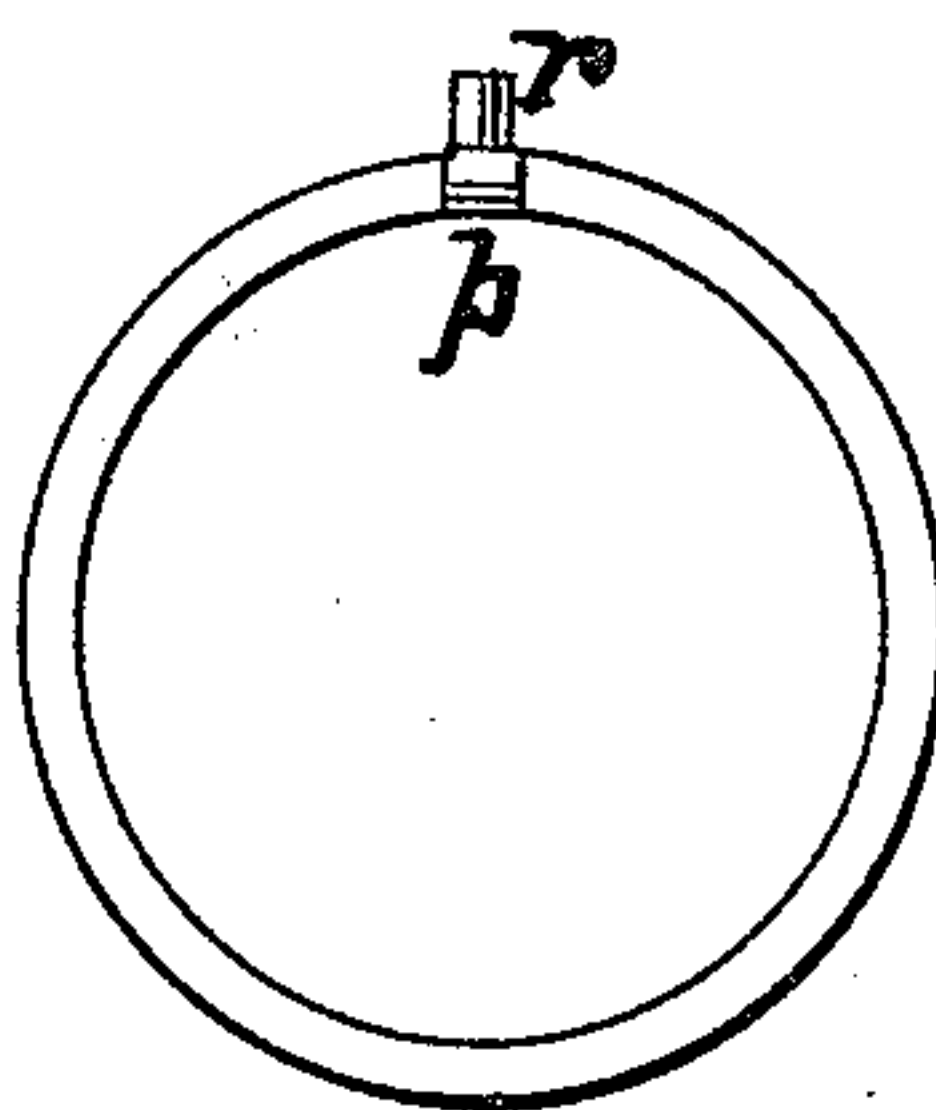
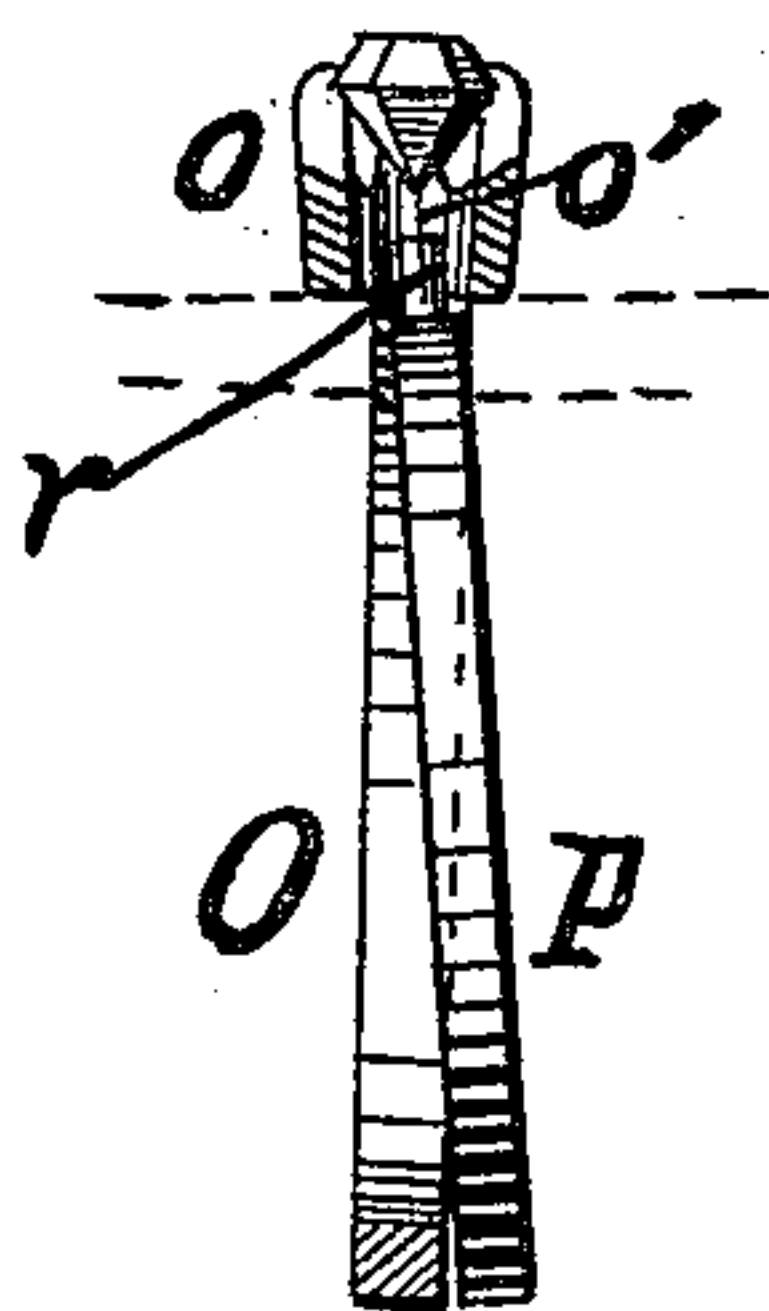


Fig: 4.



WITNESSES:

Al Biegen.
John S. Baker

INVENTOR

Josephine H. Bullard

BY

Harold S. Jones

ATTORNEY.

UNITED STATES PATENT OFFICE.

JOSEPHINE H. BULLARD, OF BOSTON, MASSACHUSETTS.

FINGER-RING.

SPECIFICATION forming part of Letters Patent No. 464,749, dated December 8, 1891.

Application filed September 17, 1891. Serial No. 405,983. (No model.)

To all whom it may concern:

Be it known that I, JOSEPHINE H. BULLARD, of Boston, Massachusetts, have invented a new and useful Improvement in Guard-Rings, of which the following is a description, reference being taken to the accompanying drawings, forming a part of this specification.

Among women it is often desired to wear an ornamental finger-ring on a smaller finger than the size for which it is made; and it is the object of my device to produce a supplemental or guard ring which shall fit such smaller finger and securely support and rigidly hold in position the larger ring that may be worn with it.

To these ends my invention is embodied in a ring that snugly fits the finger for which it is intended and is provided with an offset and lug or small terret, which lug or terret may be placed within the crown of the ornamental ring and thereby hold it away from the surface of the finger. The inner surface of the ornamental or jeweled ring at the portion opposite the crown is thereby made to press firmly against the flesh of the finger, and between the opposing forces holding the ring in place it will be secured rigidly and safely in position.

In the accompanying drawings, Figure 1 is a view in section through the crown of the jeweled ring, showing the two rings as interlocked and placed upon a finger, the finger being shown in dotted lines. Fig. 2 is a view of the two rings, looking axially through them. Fig. 3 shows my guard-ring alone. Fig. 4 shows a modified and inferior form of my device.

Like letters of reference refer in the drawings to like parts.

The jeweled ring is shown at O. The guard-ring is lettered P. It will be seen by the dotted lines that the jewel-ring is adapted to a finger somewhat larger than the guard-ring. The guard-ring is provided with an offset *p* and the radially-projecting terret or lug *r* thereon. This terret *r* is inserted within the circular space *o'* in the jewel-ring that is usually found under the jewel within the crown *o* of the ring, and is preferably of size adapted to approximately fit such space. It therefore holds the jewel-ring away from the

flesh of the finger at the crown, but causes it to press firmly against it at the opposite portion of its inner surface, and thereby prevents any considerable lateral play and firmly retains the ornamental ring.

In Fig. 4 I show a modified form of my device in which the offset is omitted, and the terret rises directly from the outer perimeter of the guard-ring. With this form, which I consider very inferior to the other, the two rings do not lie side by side, but at a slight angle, as indicated in the figure. The ornamental or jeweled ring is therefore much less rigidly secured.

I have now explained some forms in which my invention may be embodied. Its many advantages over other guard-rings are too manifest to need detailing, while the ability it gives the wearer of varying the fingers on which an ornamental ring may be worn is a point of desirability too evident to ring-wearers of both sexes to need exposition.

Having now set forth my invention and the manner in which it may be used, I claim as my own, and desire to secure by Letters Patent of the United States of America, the following:

1. A guard-ring for wear with an ornamental ring of somewhat larger size, provided with a projecting lug or terret constructed to fit within and under the ornamented part of the ornamental ring within a recess therein, substantially as set forth.

2. A guard-ring provided with an offset and a projecting lug or terret, substantially as and for the purposes set forth.

3. In combination, a finger-ring provided with a recess in its surface, and a guard-ring therefor, of somewhat smaller internal diameter than the said finger-ring, provided with an offset and projecting lug or terret, the said lug or terret being adapted to fit within the said recess, substantially as set forth.

In testimony that I claim the foregoing as aforesaid I have hereunto, in the presence of two witnesses, set my hand this 15th day of September, 1891.

JOSEPHINE H. BULLARD.

Witnesses:

MARY W. WINSLOW,
JAMES A. BINNEY.