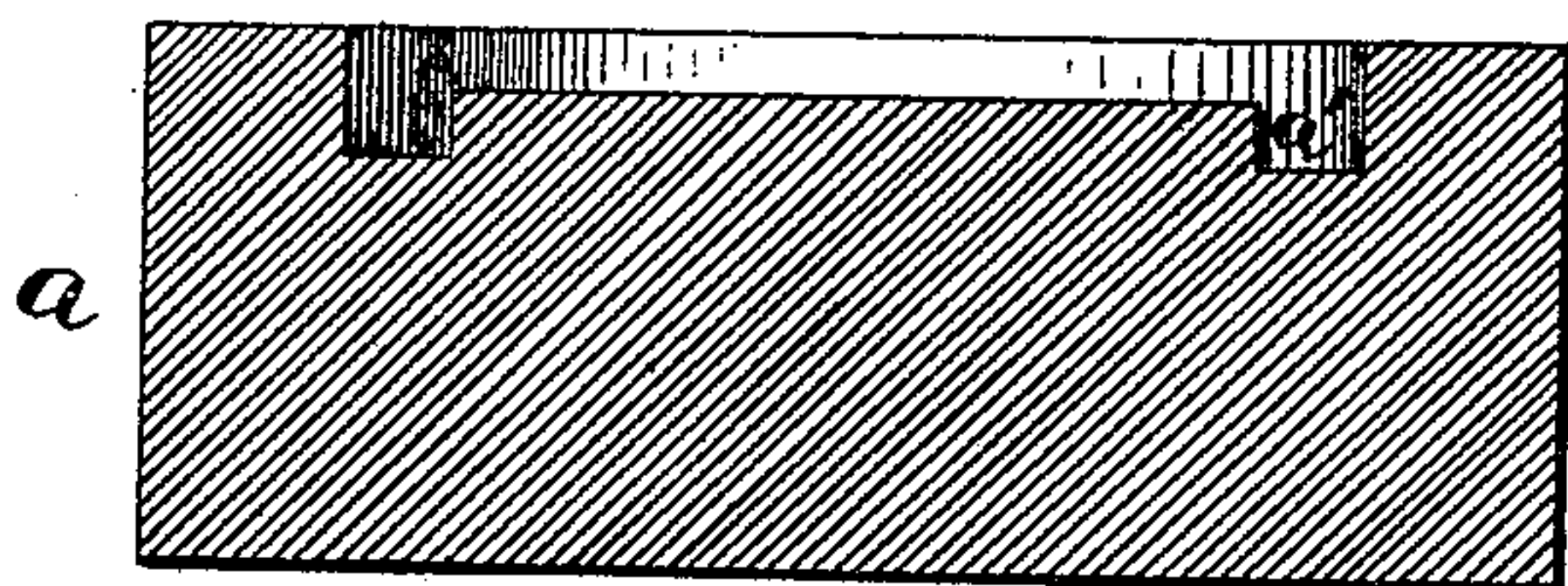
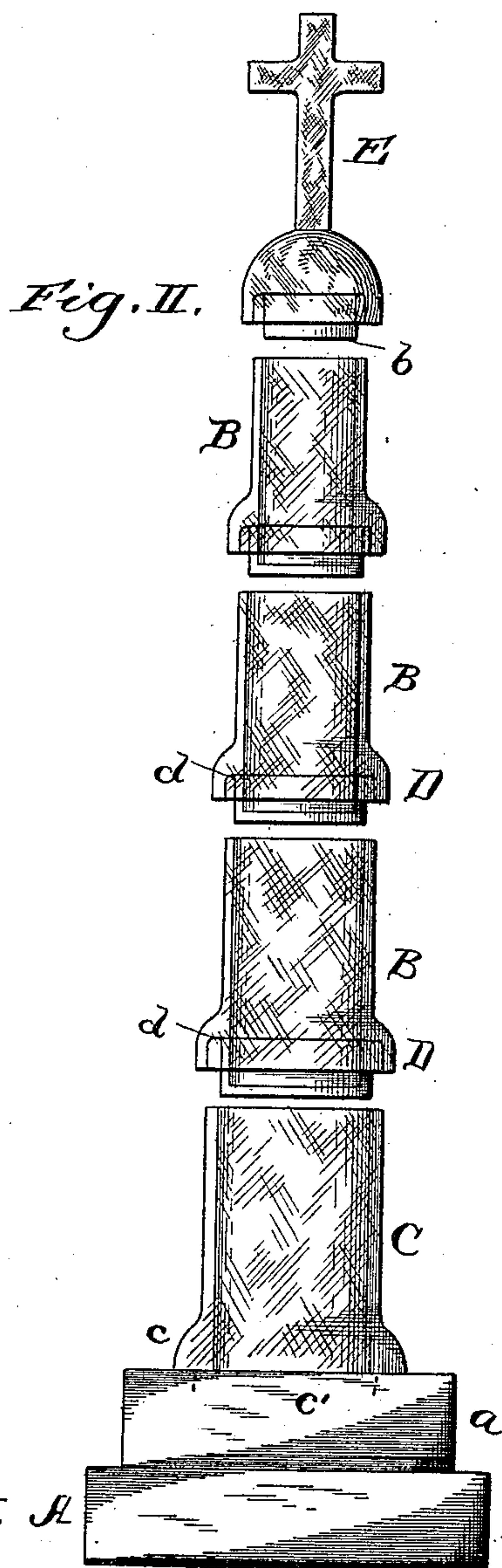
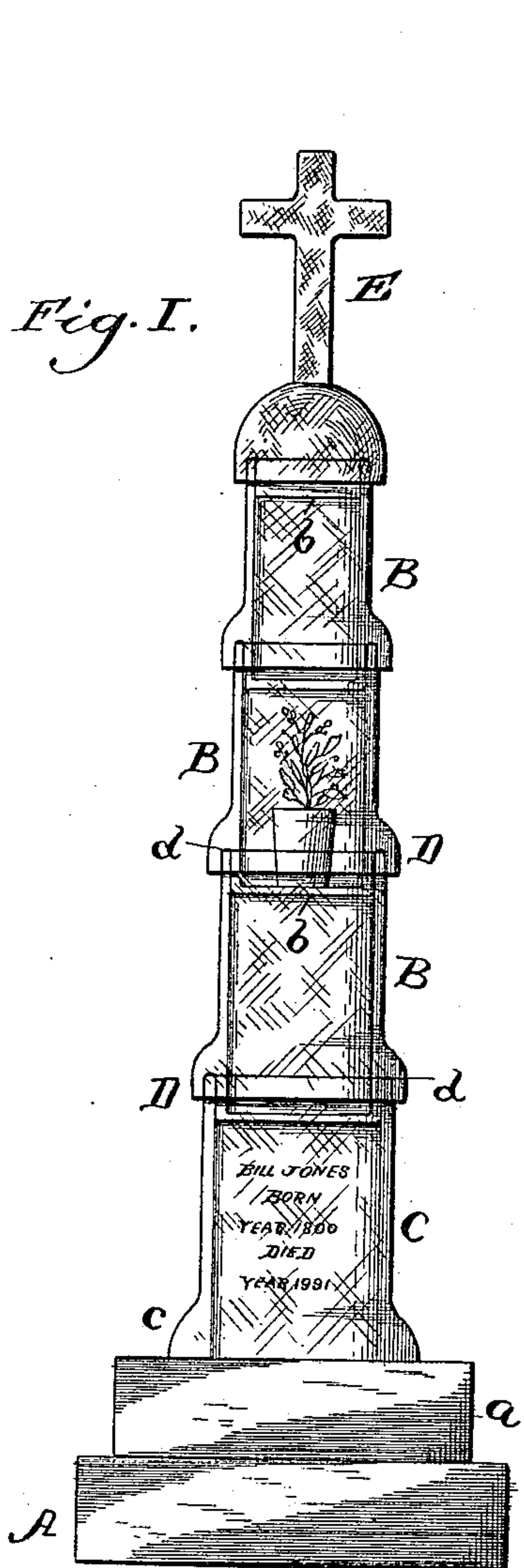


(No Model.)

W. CLINE.
MONUMENT.

No. 464,494.

Patented Dec. 8, 1891.



Witnesses:

J. B. McGirr.
William O. Belt.

Inventor:

William Cline,
By his Attorneys,
Edson Bros.,

UNITED STATES PATENT OFFICE

WILLIAM CLINE, OF CLAYTON, INDIANA.

MONUMENT.

SPECIFICATION forming part of Letters Patent No. 464,494, dated December 8, 1891.

Application filed August 3, 1891. Serial No. 401,566. (No model.)

To all whom it may concern:

Be it known that I, WILLIAM CLINE, a citizen of the United States, and a resident of Clayton, in the county of Hendricks and State of Indiana, have invented certain new and useful Improvements in Monuments; and I do hereby declare the following to be a full, clear, and exact description of the invention, such as will enable others skilled in the art to which it appertains to make and use the same.

My invention relates to improvements in monuments; and the object is to provide an attractive and inexpensive monument constructed in independent sections, adapted to receive and preserve keepsakes, flowers, pictures, or other articles, and certain suitable inscriptions, &c., on the surface.

With these ends in view my invention consists of a base comprising one or more stones, the upper stone of the series of superimposed stones having a groove in its top surface when two or more stones are used to form the base, a series of cylindrical glass sections each having a head forming a closed bottom adapted to fit into the top of the section next below, and also provided with flanges at short distances above the bottoms or heads arranged to rest on the upper edge of the lower section, the lower hollow section of this series being provided with a solid portion and a flange adapted to fit in the groove in the stone base. The top section is surmounted by a solid or hollow glass figure of any desired configuration—as for instance, a cross, or bust of the deceased—and the whole monument is constructed in a strong and substantial manner to insure its remaining in a steady upright position.

In the accompanying drawings, Figure I is a view of my improved monument in its complete condition. Fig. II is a dissected view of the same. Fig. III is a top plan view of the stone base.

Referring to the drawings, in which like letters of reference denote corresponding parts in all the figures, A designates the base of my monument, which may consist of a single stone, but is preferably composed of two or more flat stones laid one upon the other, and the upper stone *a* is provided with a groove *a'*, as clearly shown in the drawings. The monument proper consists of a series of hollow glass sections, which are fitted one

within the other and all made tapering slightly toward the upper end. The lower section C is provided with a solid portion *c* in its lower end, and a flange *c'* is formed on the edges, which flange is arranged to fit snugly in the groove *a'* in the upper stone *a* of the base to hold said section C in a firm and steady position on the base. Each of the upper sections B of the series has a closed bottom *b*, which is adapted to fit in the top of the section next below, which flange extends far enough into said section to make a firm and rigid connection therewith. Just above the bottom *b* is a projecting flange D, which is formed integral with each section, and the lower edge of this flange is beveled slightly to form a seat *d*. Thus each section can fit into the top of the next lower section, and the top edge of said lower section is firmly fitted in one seat *d*, the projecting edges of the flange serving to protect the joint from water, dirt, and other undesirable matter. The top section of the series is surmounted by a glass figure E, which may consist of a cross, bust, or statue, and this figure may be made hollow or solid, as desired, and it is likewise provided with the flange and seat, by means of which it is secured to the top section. These sections may be filled with flowers, keepsakes, pictures, and other mementoes.

I am aware that it is not broadly new to construct a monument in sections and of glass, and I do not claim such construction broadly; but

What I do claim, and desire to secure by Letters Patent, is—

The herein-described monument, consisting of the stone base having the groove at the top thereof and the series of hollow cylindrical glass sections, each of which has a closed bottom adapted to fit in the top of the section below it and provided with the flange and the seat on the under side thereof, the lower section having a solid bottom and a flange arranged to fit in the groove in the base, and the upper section being surmounted by a glass figure, substantially as described.

In testimony whereof I affix my signature in presence of two witnesses.

WILLIAM CLINE.

Witnesses:

CHARLES W. CALLENDER,
JOHN HARDIN.