

(No Model.)

M. WIRTHS.
PICTURE HOLDER.

No. 464,053.

Patented Dec. 1, 1891.

FIG. 1

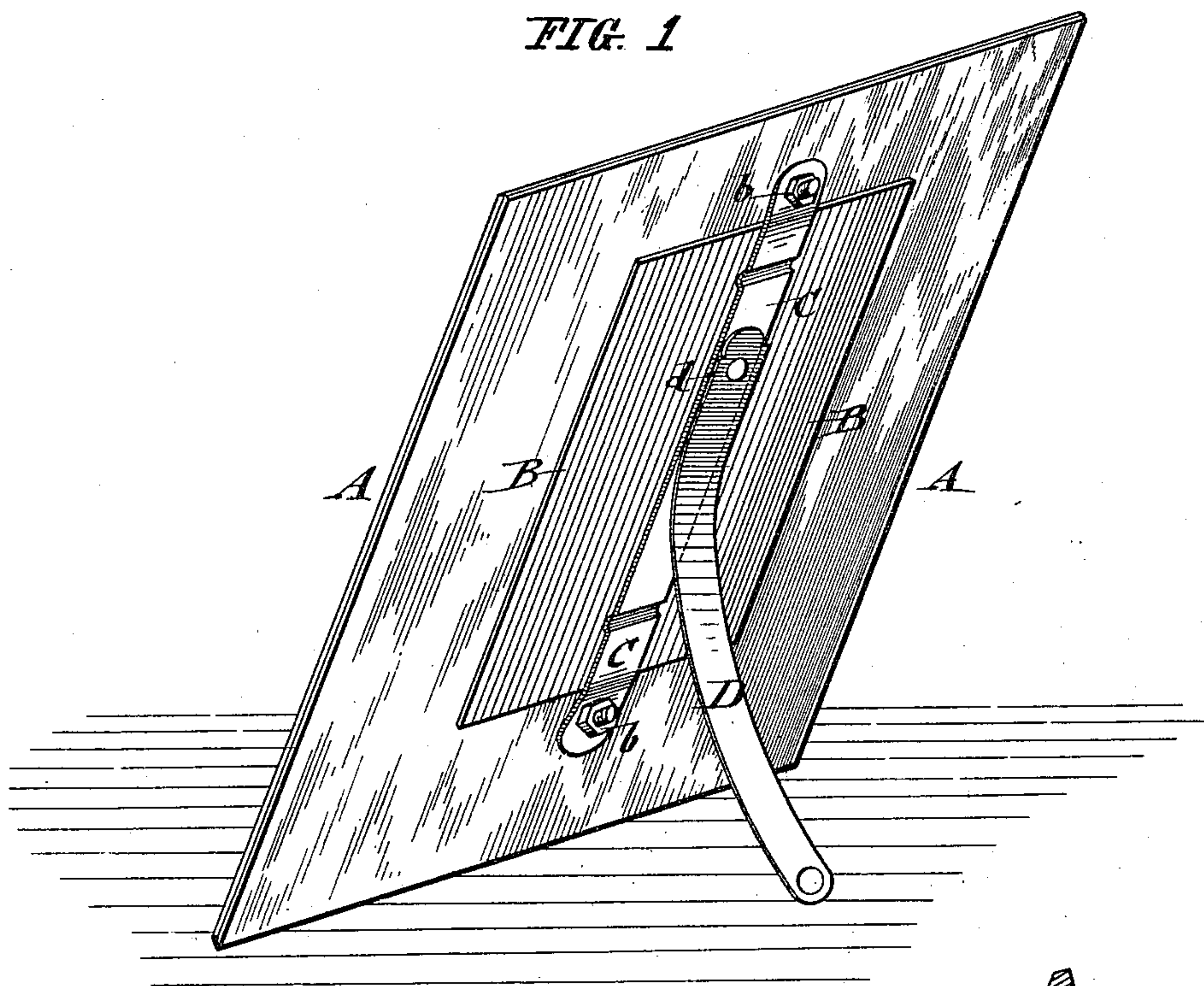
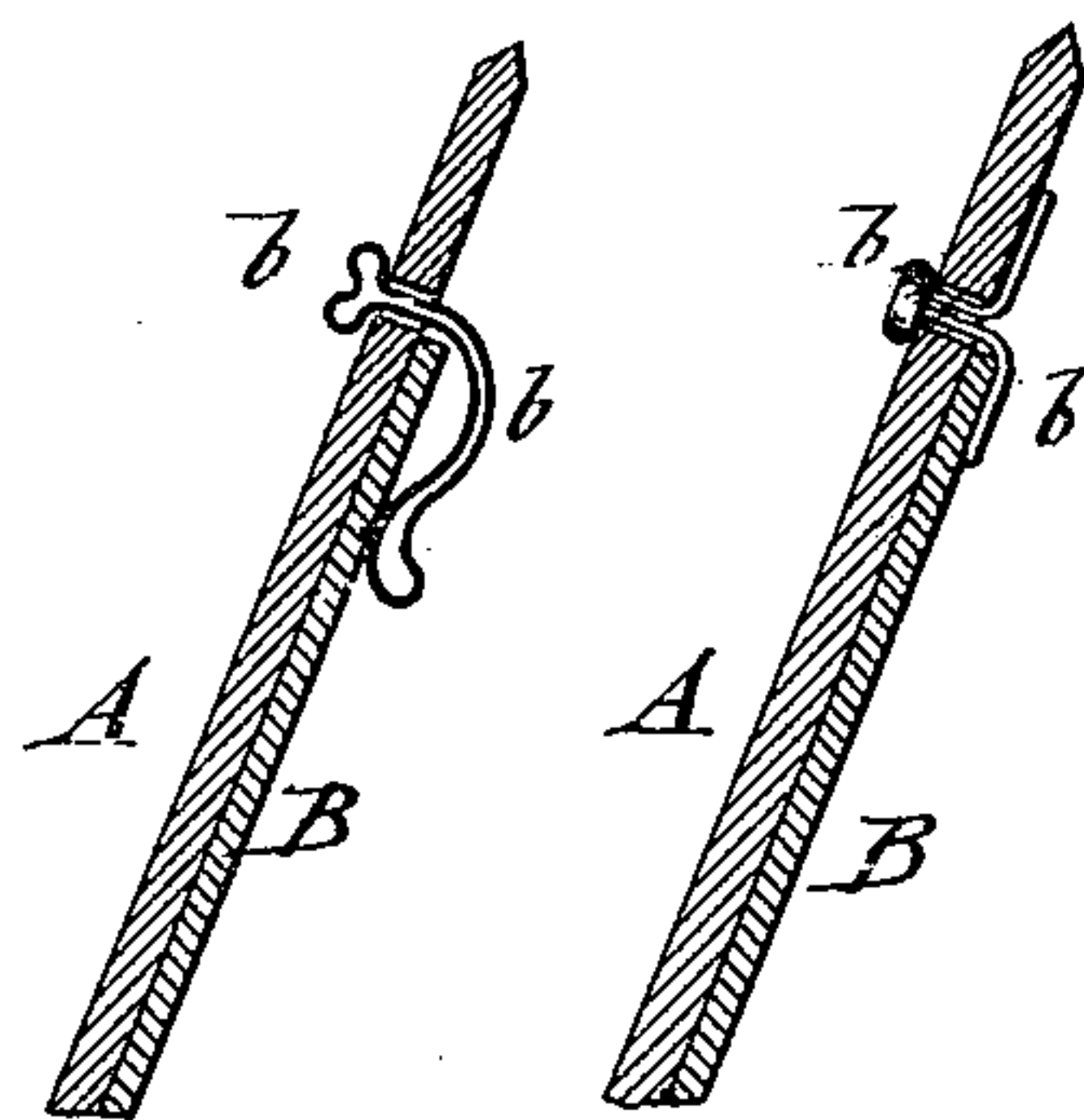


FIG. 4.



WITNESSES:

Marion Hall
Charles Schroeder

FIG. 5.

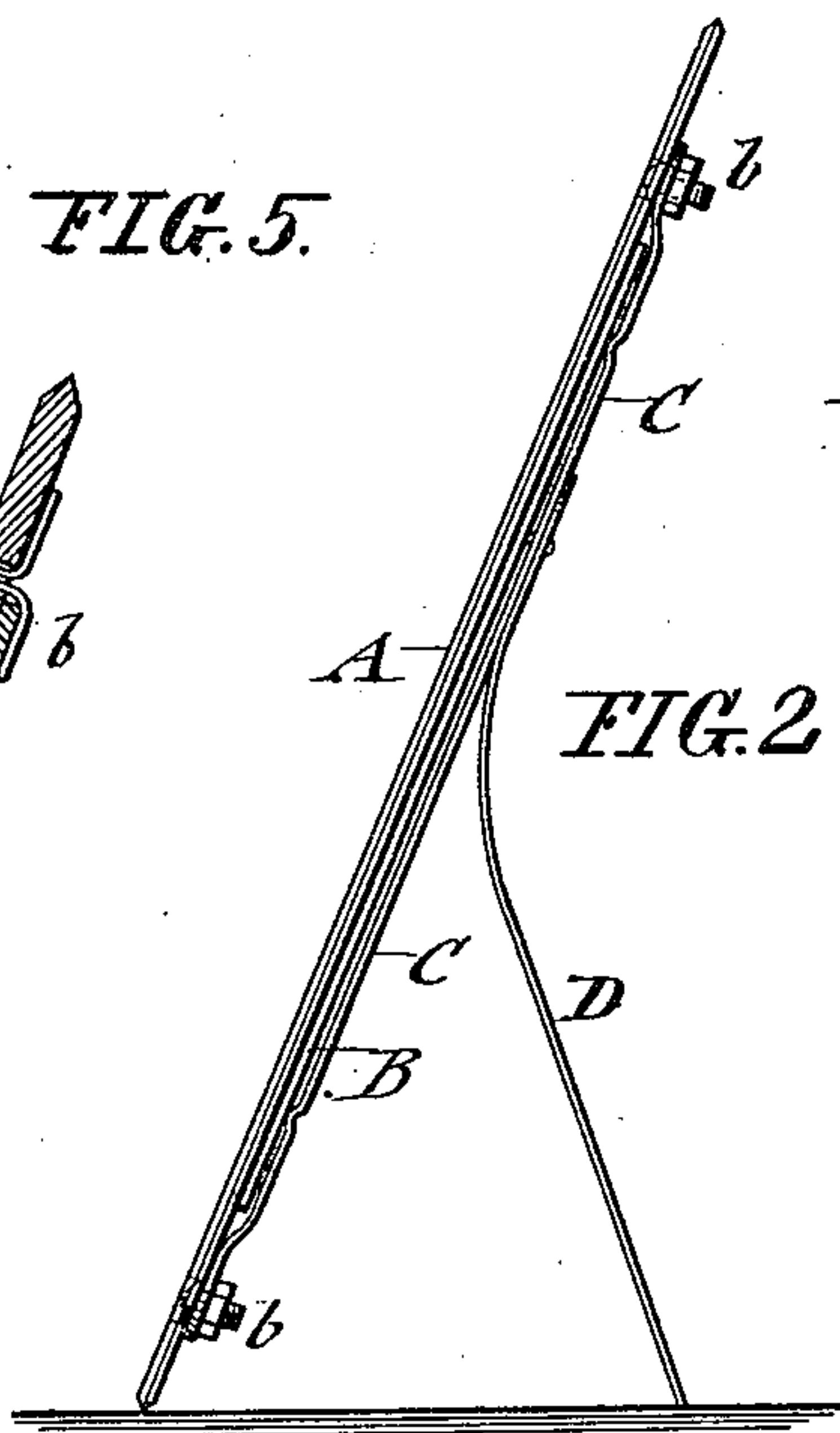


FIG. 2



FIG. 3

INVENTOR

Maurice Wirths
BY *James P. Regner*
ATTORNEYS.

UNITED STATES PATENT OFFICE.

MAURICE WIRTHS, OF JERSEY CITY, NEW JERSEY.

PICTURE-HOLDER.

SPECIFICATION forming part of Letters Patent No. 464,053, dated December 1, 1891.

Application filed June 22, 1891. Serial No. 397,126. (No model.)

To all whom it may concern:

Be it known that I, MAURICE WIRTHS, a citizen of the United States, and a resident of Jersey City Heights, in the county of Hudson and State of New Jersey, have invented certain new and useful Improvements in Picture-Holders, of which the following is a specification.

This invention has reference to an improved picture-holder, whereby the picture can be readily attached to and held in position behind a protecting plate or mat, through which light may pass without requiring a special frame extending around the edges of the plate or mat; and the invention consists in a combined protector plate and frame for a photograph-card or other picture, the said protector plate and frame presenting a transparent border around the picture, and a fastening device for holding the picture to the protector, said fastening device being located within the limits of the transparent border, leaving the border substantially open to the passage of light throughout its extent.

In the accompanying drawings, Figure 1 represents a perspective view of my improved picture-supporter, showing a rear view of the same with a picture in place. Fig. 2 is a side elevation of the same. Fig. 3 is a detail vertical transverse section of one form of fastening device by which the picture is held in position on the protecting plate or mat, and Figs. 4 and 5 are modified forms of different fastening devices for holding the picture in position on the back of the plate.

Similar letters of reference indicate corresponding parts.

Referring to the drawings, A represents a transparent plate or mat, in the present instance a glass plate, which is beveled at its edges and ornamented on its face in any suitable manner in oil colors, by etching, or otherwise. The plate A is here shown provided with two holes *a*, drilled through the plate, and through the holes *a* fastening devices *b* are passed. The fastenings *b* may be in the nature of a headed screw-bolt and nut, as shown in Fig. 3, or in the nature of the well-known paper-fasteners, having props capable of being bent over after having been passed through the holes *a*, or in the nature of a bent

piece of metal, as shown in Fig. 4; or any other form of fastening may be used by which the picture can be suitably supported at the back of the plate A without materially interfering with the passage of light through the margin of the plate or mat which surrounds the picture.

The fasteners *b* serve to retain a strap C at the back of the plate, which serves as an additional support for the picture, and which is placed between it and the back of the plate, as shown in Fig. 1. I have shown the strap C as crimped in one or more places, as shown at *c*.

To the strap C is applied, by means of a suitable pivot *d*, a stay D, which may be used either as a stay for supporting the picture-supporter in an inclined position or, by swinging it around, as a hanger for suspending the same from a suitable point on the wall.

I am aware of British Patent No. 5,812 of 1887, wherein a picture is held behind a glass plate by a back board attached to the glass by a fastening device and forming an opaque background to the margin; but such I do not claim as of my invention.

Having thus described my invention, I claim as new and desire to secure by Letters Patent—

1. As an article of manufacture, a combined protector plate and frame for a photograph-card or other picture, the said protector plate and frame presenting a transparent border around the picture, and a fastening device for holding the picture to the protector, said fastening device being located within the limits of the transparent border, so as to leave the border substantially open to the passage of light throughout its extent, substantially as set forth.

2. The combination, with a combined protector plate and frame for a photograph-card or other picture, which plate has a transparent border around the picture, of a fastening-strap for holding the picture to the protector-plate, and devices for attaching the ends of said strap to holes of the protector-plate, said fastening devices being located within the limits of the transparent border, substantially as set forth.

3. The combination, with a combined pro-

5 tector plate and frame for a photograph-card or other picture, which plate has a transparent border around the picture, of a fastening-strap for holding the picture to the protector-plate, devices for attaching the ends of said straps to holes in said protector-plate, and a stay or hanger connected to said strap, substantially as set forth.

In testimony that I claim the foregoing as my invention I have signed my name in presence of two subscribing witnesses.

MAURICE WIRTHS.

Witnesses:

PAUL GOEPEL,
A. M. BAKER.