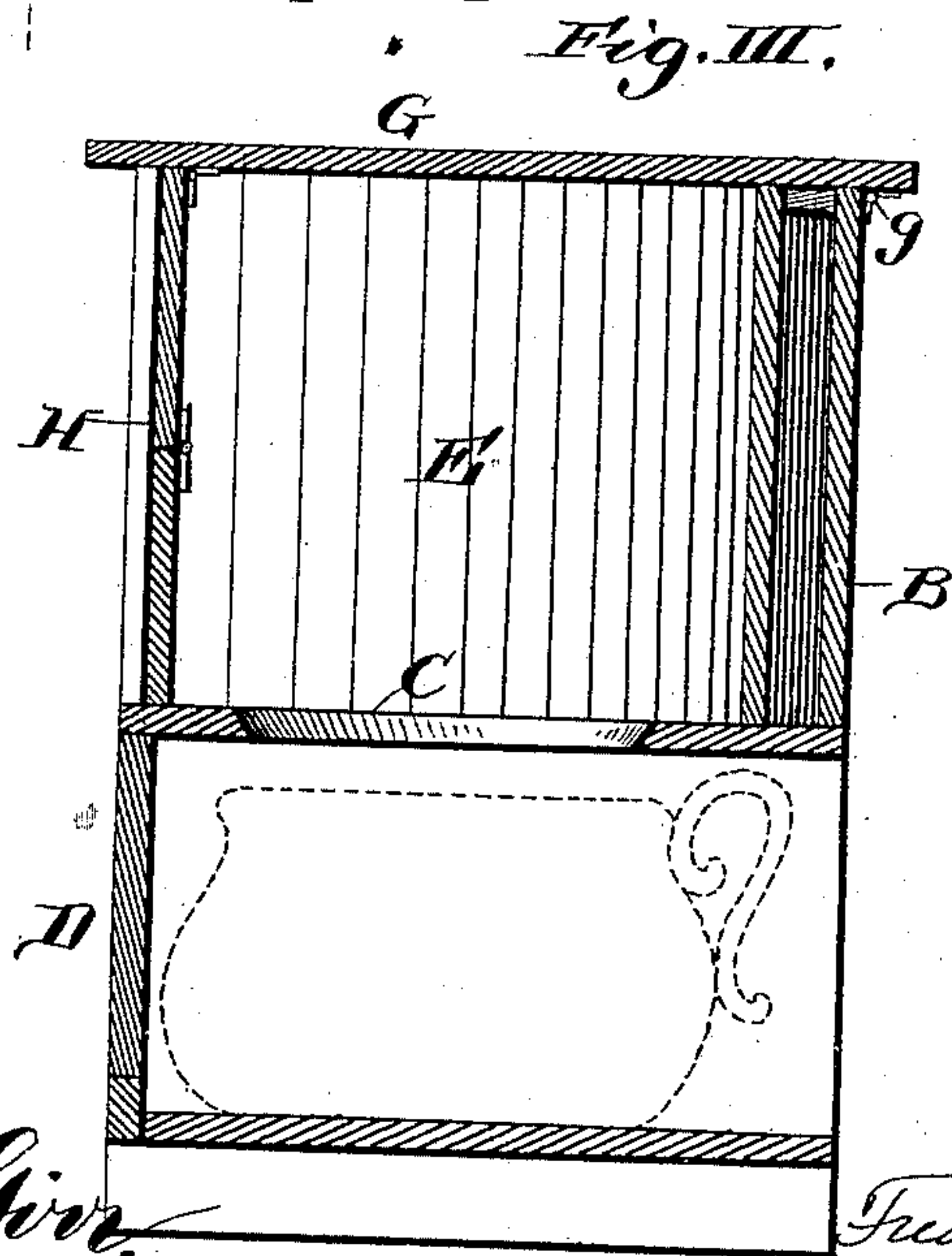
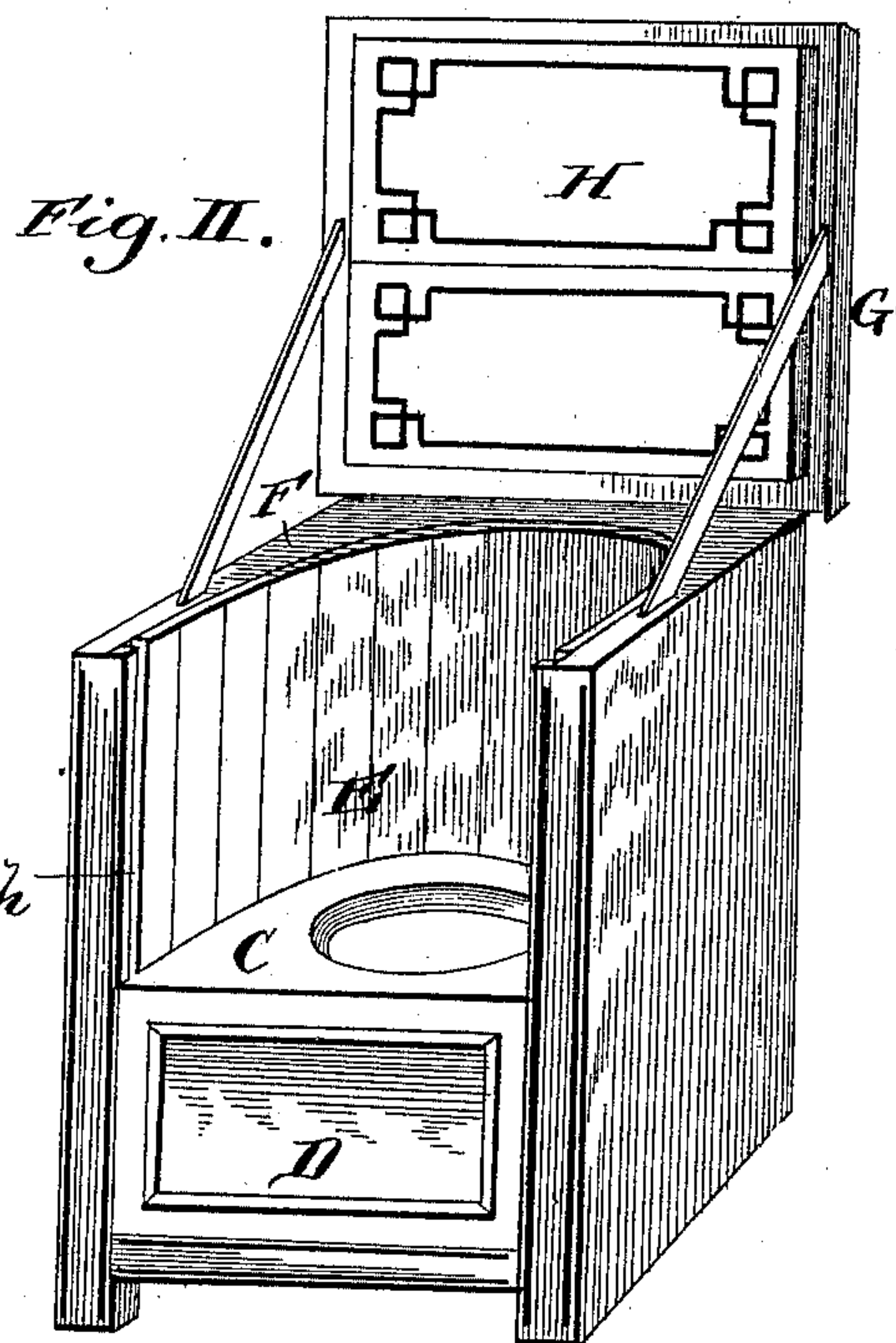
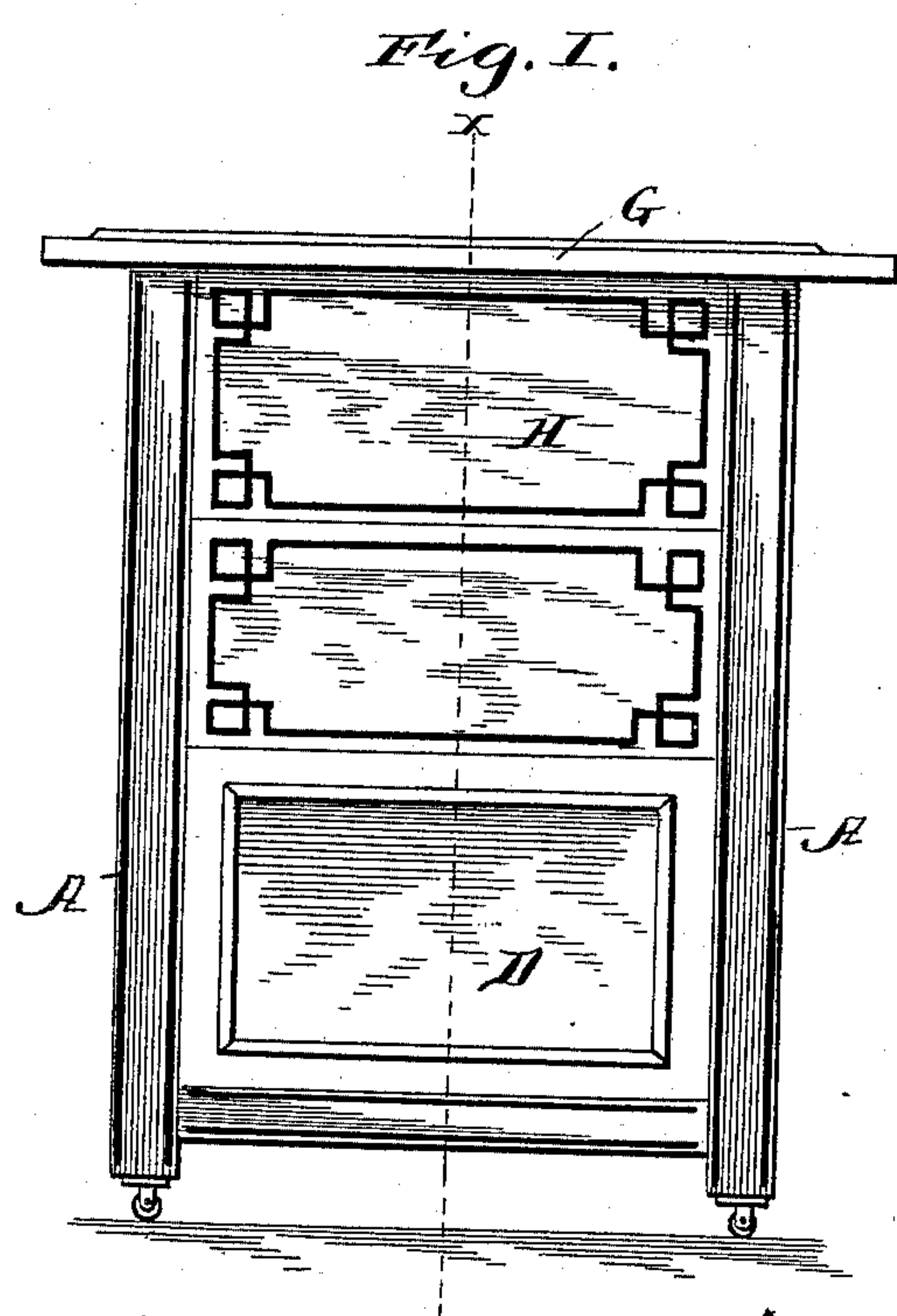


(No Model.)

F. KOSKUL.
COMMODE.

No. 463,279.

Patented Nov. 17, 1891.



Witnesses:

J. B. McGinn.
Arthur L. Bayard.

Inventor:

Frederick Koskul
By his Attorneys,
Edson Bros.

UNITED STATES PATENT OFFICE.

FREDERICK KOSKUL, OF WILLIAMSPORT, PENNSYLVANIA.

COMMODE.

SPECIFICATION forming part of Letters Patent No. 463,279, dated November 17, 1891.

Application filed April 18, 1891. Serial No. 389,438. (No model.)

To all whom it may concern:

Be it known that I, FREDERICK KOSKUL, a citizen of the United States, and a resident of Williamsport, in the county of Lycoming and State of Pennsylvania, have invented certain new and useful Improvements in Commodes; and I do hereby declare the following to be a full, clear, and exact description of the invention, such as will enable others skilled in the art to which it appertains to make and use the same.

In sanitary appliances—such as closets and dry-closets or “commodes” for sick-rooms and dwellings—it is important to provide against the escape and circulation of the noxious odors arising from matter deposited therein as well as to provide for the comfort and convenience of the person using the same, more especially an invalid. To the accomplishment of these ends I have devised an improvement in closets more especially designed for a dry-closet of the kind known as “commodes,” which will combine convenient rests or support for the back and arms of the person with means for tightly-closing or sealing the structure so as to prevent all odors and other objectionable gases from escaping and contaminating the air in the apartment. The structure when closed has the appearance of a chiffonier and is quite an ornamental as well as useful piece of furniture.

The improvement consists, principally, in the construction of the closet having in view the provision of vertical guides or ways on the inner opposing faces of the vertical sides at the front of the closet, a top or cover hinged to the back of the closet, and a front connected by a hinge-joint to the forward edge of the top or cover, and fitting snugly in said vertical ways or guides of the sides when the top or cover is closed, whereby the open upper part of the commode is tightly closed both at the top and front thereof.

The invention further consists in the detailed construction of the closet, which will be hereinafter fully described, and pointed out in the claims.

The accompanying drawings fully illustrate my improved closet in its portable form known to the trade as a “dry-closet” or “commode,” in which—

Figure I is a front elevation showing the closet folded or closed. Fig. II is a perspective view illustrating the closet in its open position in condition for use; and Fig. III is a vertical cross-sectional view through the closet in its closed position, the section being taken on the plane indicated by the dotted line *xx* of Fig. I.

Like letters of reference denote corresponding parts in the several figures of the drawings.

In the embodiment of my improved closet in its portable form of the commode variety illustrated in the drawings, I provide a suitable frame or inclosure consisting of the vertical sides *A A*, the back *B*, the seat *C*, the cover *G*, and the fronts *H D*. The back *B* is of the same height as the sides *A A*, and the perforated seat *C* is arranged in the inclosure or frame between the sides and back and about midway of the height of the closet, said seat being rigidly secured or fixed in place by any suitable means.

Below the seat *C* is a drawer or door, and the front *D* of said drawer or door forms the front of the lower part of the closet-commode, and is fitted within the sides *A A*. The front *D* extends upwardly to the plane of the top of the seat, so that when the closet-commode is closed its outside appearance will not convey an idea of the real nature of the article of furniture.

Secured within the closet-commode around the seat is a curved false back *E*, which extend to the upper edges of the sides and back *A A B*, and it is joined to said parts by a curved piece *F*, which is made flush with said upper edges of the sides and back. This arrangement is especially advantageous and convenient for the comfort of invalids by whom this furniture is generally used, as it provides a comfortable back conforming to the shape of the person, and the top piece *F* provides a convenient arm-rest. This construction also prevents to a large extent the odors from escaping into the apartment when the closet-commode is used, as all the parts are closed and the odors cannot escape through the opening in the seat, and when the top is closed the closet-commode is practically airtight.

To effectually close the closet-commode air-

tight I provide the cover G, fastened to the back B by hinges *g*, and also provide the front H, which is hinged to the forward edge of said cover G. This front H is preferably
 5 made in one or more sections, which are hinged or otherwise flexibly joined together, and said front H is adapted to slide in the ways or
 10 grooves *h* in the inner opposing faces of the sides A A. These ways or grooves extend down to the seat C, and the upper ends of the
 15 ways are widened to facilitate the adjustment and movement therein of the sectional front. By making these grooves wider at the top I
 20 am enabled to make the folding front H in one piece, and it will be found that the front operates effectually and properly. The fronts
 25 H and D, together forming the front of the closet-commode, are preferably ornamented and constructed to imitate drawers, and are
 30 provided with key-holes and handles, so that the closet-commode when closed will present the appearance of a chiffonier, and as the
 35 parts are all tightly secured together and arranged to form joints noxious odors will not be emitted therefrom.

When the closet-commode is opened the front H is lifted out of the ways or grooves as the top G is lifted, and said front folds close to the top or cover.

30 I am aware that changes in the form and proportion of parts and details of construction can be made without departing from the spirit or sacrificing the advantages of my invention, and I therefore reserve the right to
 35 make such changes as fall within the scope of my invention.

Having therefore described my invention, what I claim as new, and desire to secure by Letters Patent, is—

40 1. A closet having the usual front or base below the seat, the sides extending above the

seat and provided with the vertical grooves or ways on their inner faces, a cover or top hinged to the back, and a front attached to the cover and adapted to fit snugly in said
 45 grooves or ways of the sides, for the purpose described, substantially as set forth.

2. A closet comprising the sides, the back, the seat below the upper ends of the sides and back, the false back above the seat and
 50 arranged within the sides and back, the vertical grooves or ways in the inner opposing faces of the sides near the front edges of the same, the cover or top hinged to the back, and
 55 the sectional front hinged to the cover and fitting snugly in the vertical guides or ways in the sides when the cover is closed, substantially as described.

3. A closet having the vertical ways or guides on the inner faces of the sides thereof
 60 above the seat, combined with a top or cover hinged to the back, and a front hinged to the front part of the top or cover and fitting between the sides and in the ways thereof when
 65 the top or cover is closed, substantially as described.

4. A closet substantially such as described, having the vertical sides extending above the seat and provided in their opposing faces
 70 with vertical ways or grooves, combined with a folding top or cover, and the sectional hinged front H, connected by a hinged joint to the front part of the cover and fitting snugly in the ways or guides of the sides when
 75 the top or cover is closed, as and for the purpose set forth.

In testimony whereof I affix my signature in presence of two witnesses

FREDERICK KOSKUL.

Witnesses:

JAMES B. CORYEL,
 LULA F. WATSON.