

(No Model.)

V. E. HARVEY.
COMBINED BUST AND GARMENT SUPPORTER.

No. 463,050.

Patented Nov. 10, 1891.

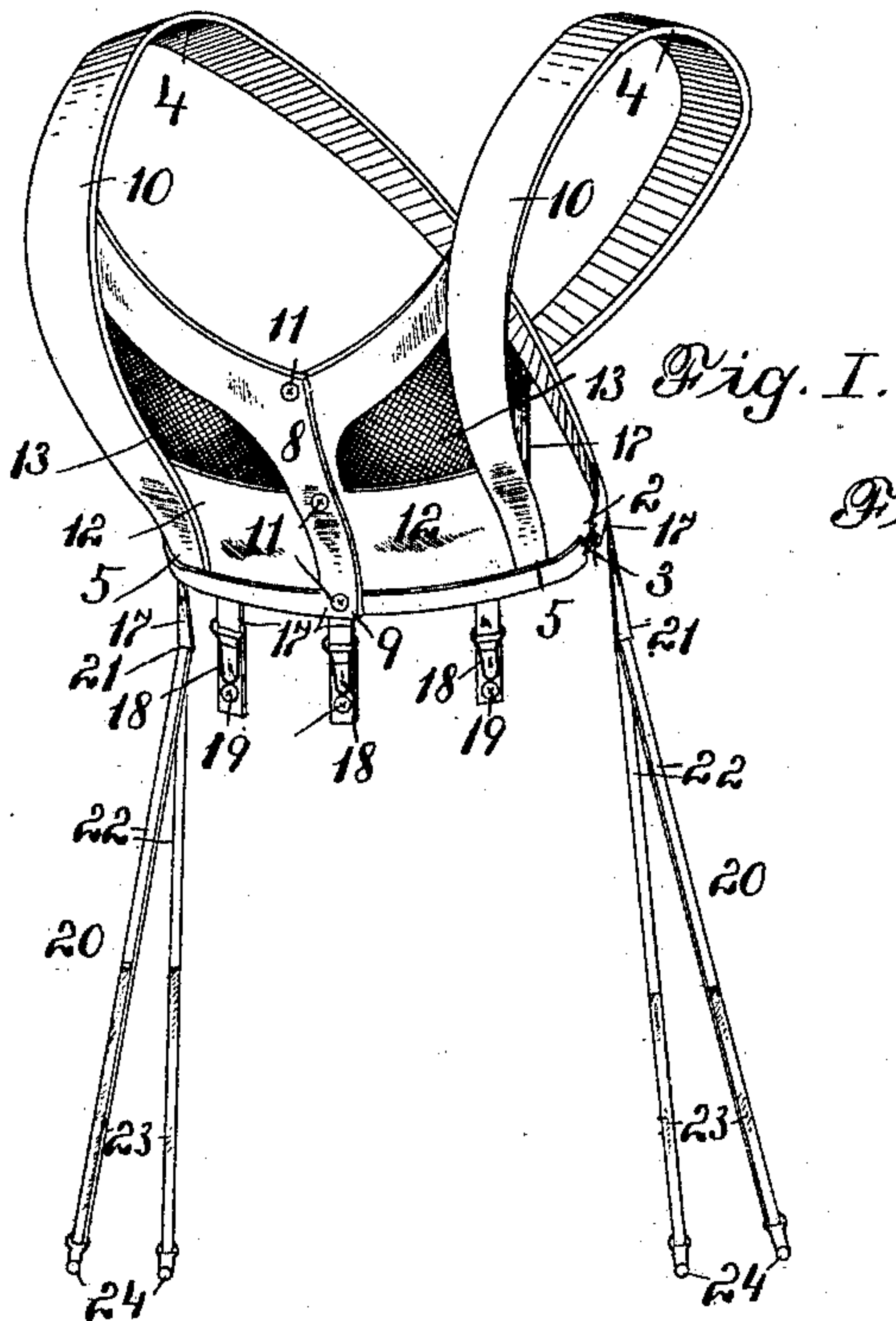


Fig. II.

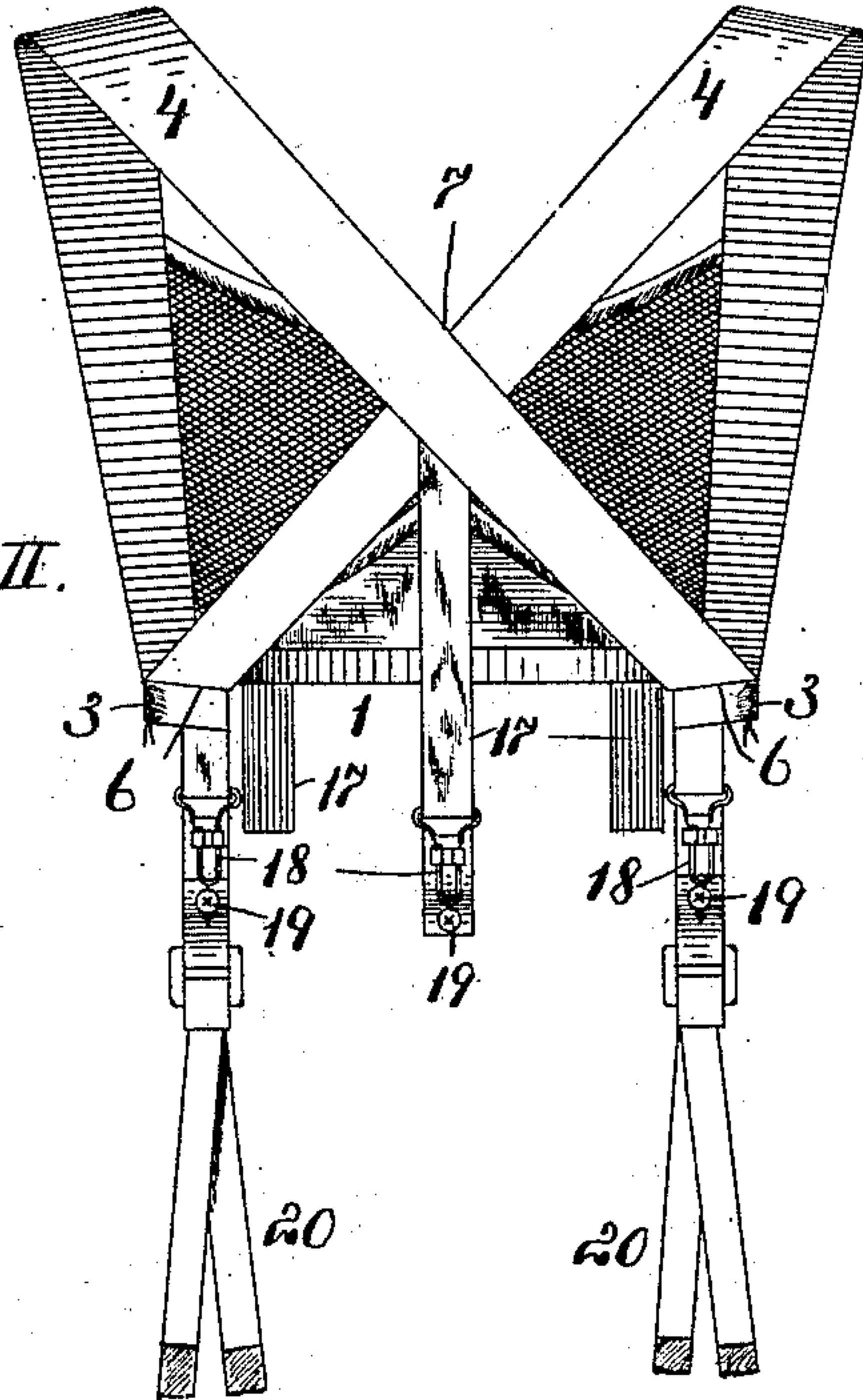


Fig. III.

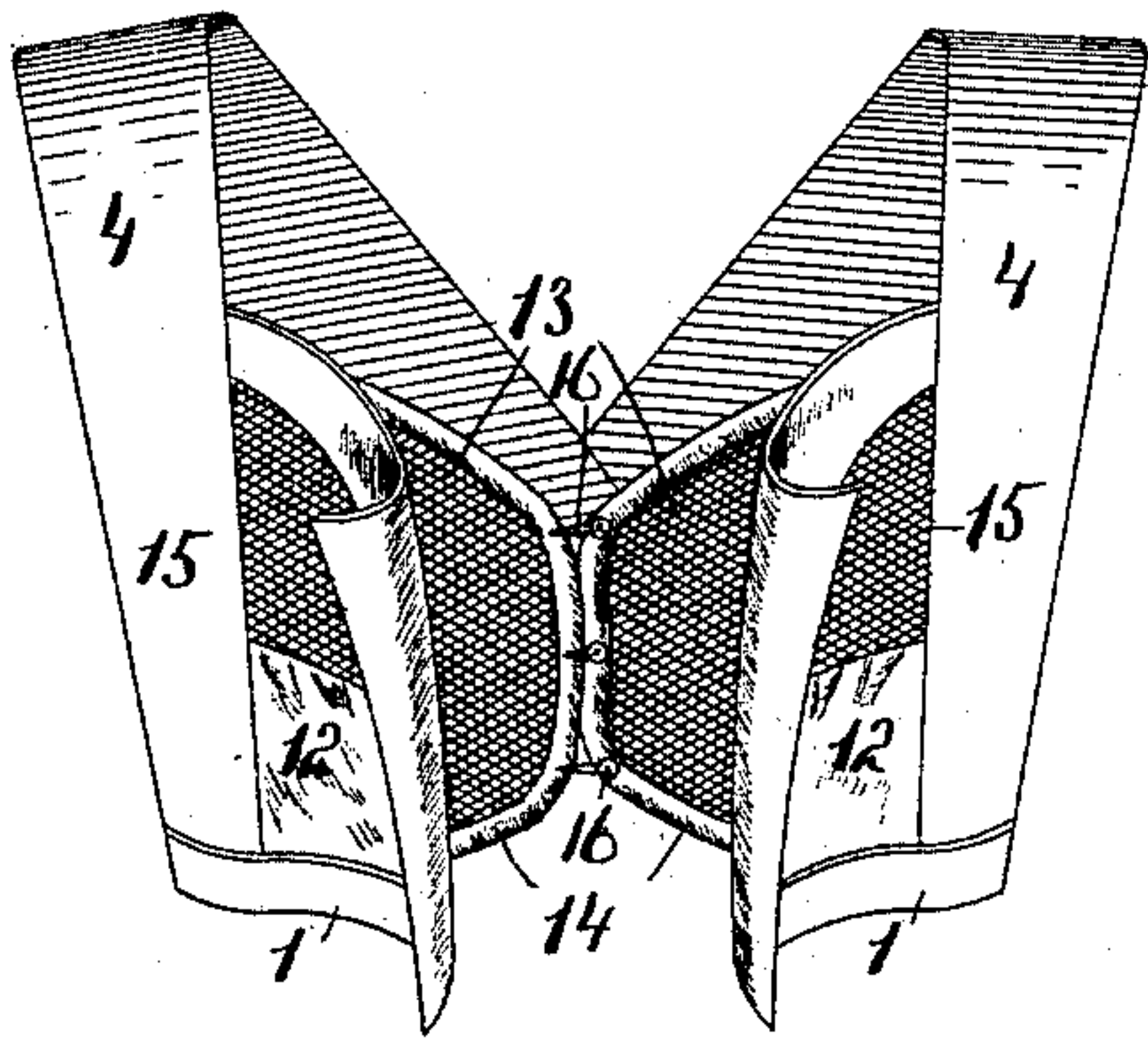


Fig. IV.

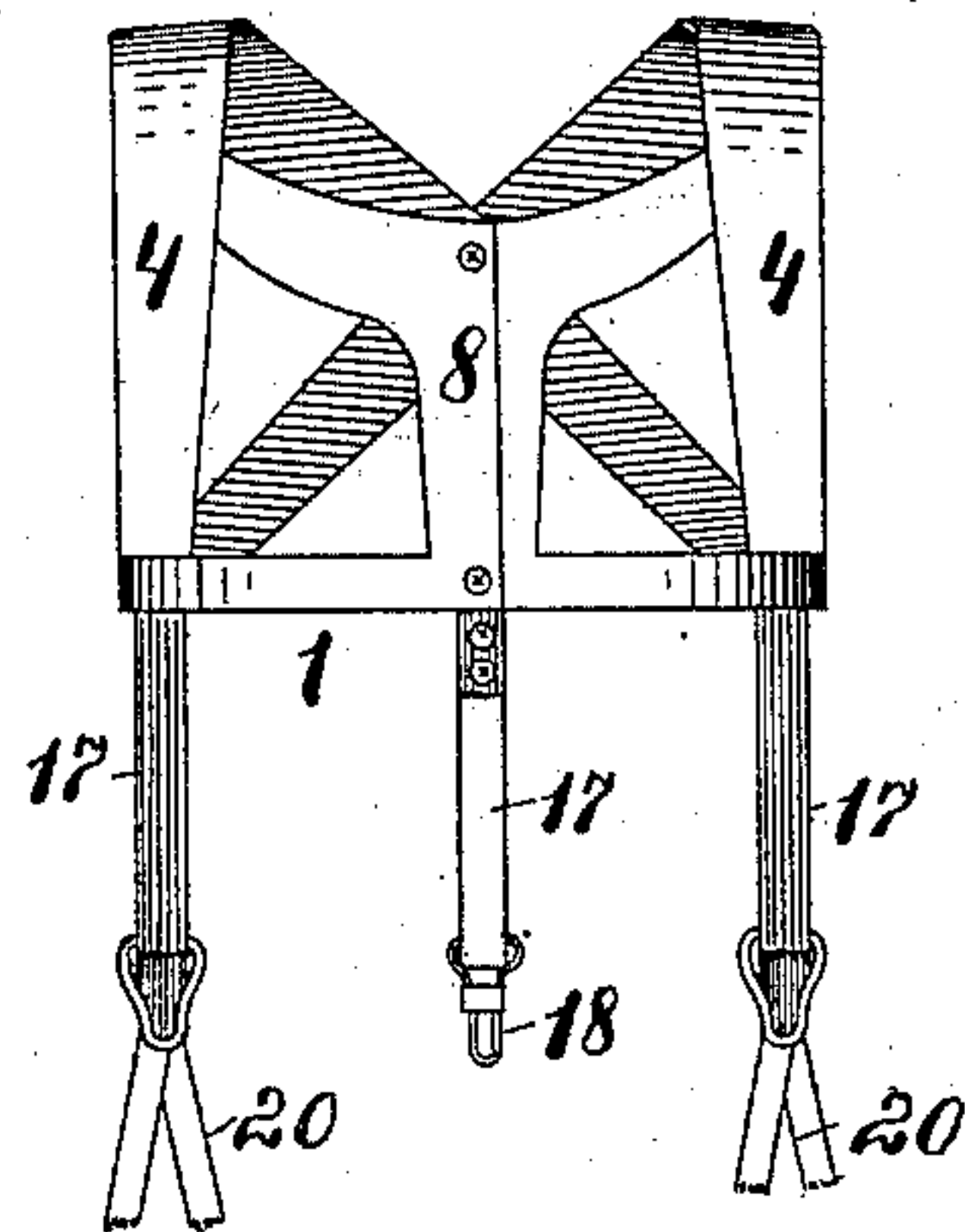
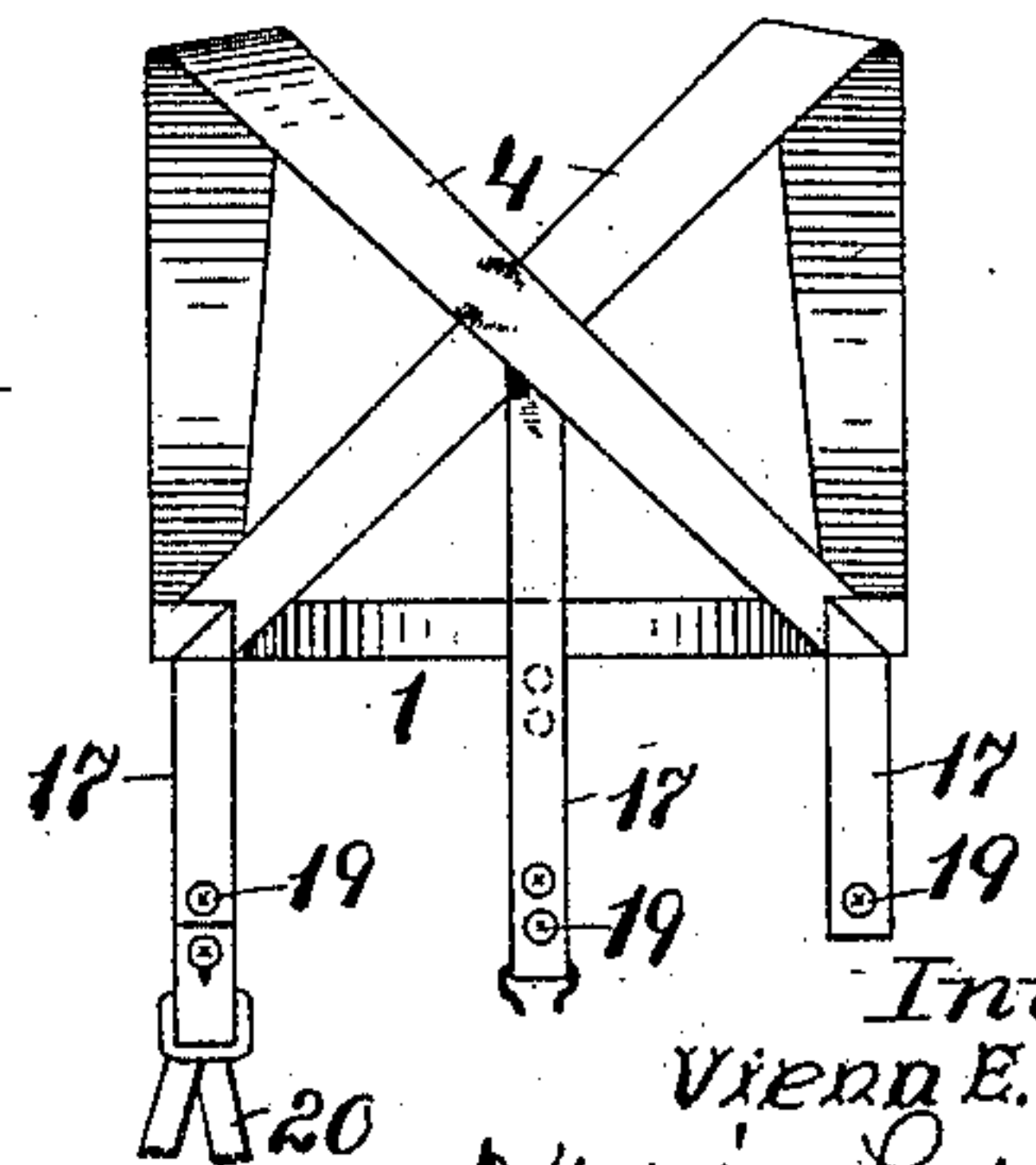


Fig. V.



Witnesses:
J. G. Fischer
Geo. E. Crane

By

Inventor.
Vienna E. Harvey
Amie B. Harvey
Atty.

UNITED STATES PATENT OFFICE.

VIENA E. HARVEY, OF KANSAS CITY, MISSOURI.

COMBINED BUST AND GARMENT SUPPORTER.

SPECIFICATION forming part of Letters Patent No. 463,050, dated November 10, 1891.

Application filed June 15, 1891. Serial No. 396,335. (No model.)

To all whom it may concern:

Be it known that I, VIENA E. HARVEY, of Kansas City, in the county of Jackson and State of Missouri, have invented certain new and useful Improvements in a Combined Bust and Garment Supporter, of which the following is a full, clear, and exact description, reference being had to the accompanying drawings, which form a part of this specification.

My invention relates to a certain new and useful device for supporting garments, which also serves as a bust-supporter; and my invention consists in certain features of novelty hereinafter described, and pointed out in the claims.

Figure I is a perspective view of the supporter intended more especially for ladies' use. Fig. II is a rear view of the same. Fig. III is a front elevation showing the front flaps turned back and the two portions of the perforated bust-supporter connected to each other. Fig. IV represents a modification of my improved supporter, intended more especially for children, showing a front view of the same. Fig. V represents a rear view of the same.

Referring to the drawings, 1 represents a belt corresponding with a waist-belt, but which is located somewhat higher than the waist-belt on a dress-skirt, the same when being used on ladies coming just below the bust and being of a sufficient size to admit of free exercise of the muscles, said belt being divided, as shown at 2, and provided with a lacing, as shown at 3, in order to adjust the length of the same.

4 represents shoulder-straps connected to the belt 1 in front, as shown at 5, and to the belt in the rear, as shown at 6, said shoulder-straps crossing each other in the back, as shown at 7, said straps being made sufficiently broad, so that the weight of the clothing will not cut or chafe the shoulders.

8 represents a Y-shaped piece connected at its bottom, as shown at 9, to the belt 1, and connected at its upper ends to the shoulder-straps 4, as shown at 10, said Y-shaped piece being divided in the center and provided with buttons 11, by which the two pieces are connected to each other.

12 represents broad strips connecting the shoulder-straps 4, Y-shaped portion 8, and belt 1 with each other, said strips serving as a partial support for the lower portion of the bust. Above the strip 12 are openings 13.

14 represents perforated portions secured to the shoulder-straps 4, as shown at 15, and connected to each other by buttons and loops, as shown at 16, or by any other desired means. Said perforated strips serve as an additional bust-supporter and are perforated to admit the air to the body, the openings 13 in the outer portion of the supporter permitting the air to pass freely through.

Secured to the belt 1 at suitable intervals are a series of strips 17, intended for supporting skirts or other garments. To said strips are secured safety-pins 18, to which the various garments may be attached, said strips extending down lower than the safety-pins and being provided with buttons 19, to which, if desired, other garments may be attached, or the same may be used for attaching stocking-supporters, &c.

20 represents my improved stocking-supporters connected with the belt 1, said stocking-supporters being divided at their upper ends, as shown at 21. I preferably make my stocking-supporters with a non-elastic portion 22 and an elastic portion 23, said stocking-supporters being divided at their upper end to admit of the same being fastened to the stockings at any desired point and on which there is no lateral strain, as would be the case if they were divided at a lower point.

24 represents safety-pins or other means for attachment on the lower ends of the stocking-supporters, by which means they can be secured to the stockings.

In children's supporters—such as are shown in Figs. IV and V—I dispense with the bust-supporting strips 12 14, and may, if so desired, secure other articles to the strips 17 in order to support garments peculiar to children.

By the use of my device I permit the free exercise of all of the muscles without bringing strain upon any portion of the garments, also dispensing with a tight waistband, permitting of a free circulation through the body, all of the garments being supported from the

shoulders instead of having a portion of them supported from the waist.

I claim as my invention—

1. The combination of a waist-belt divided
5 in front, shoulder-straps secured thereto, and
the front Y-shaped piece connected to the
shoulder-straps and having its stem bisected,
the sections formed thereby being detachably
connected and said sections and the belt be-
10 ing connected at their ends in front, substan-
tially as set forth.

2. In a supporter, the combination of the
belt 1, shoulder-straps secured thereto, a Y-
shaped piece 8, connecting the belt with the
shoulder-straps, bust-supporting strips 12, and 15
additional bust-supporting strips 14, said
strips 14 being perforated, substantially as
and for the purpose set forth.

VIENA E. HARVEY.

Witnesses:

JAS. E. KNIGHT,
F. E. MULLETT.