

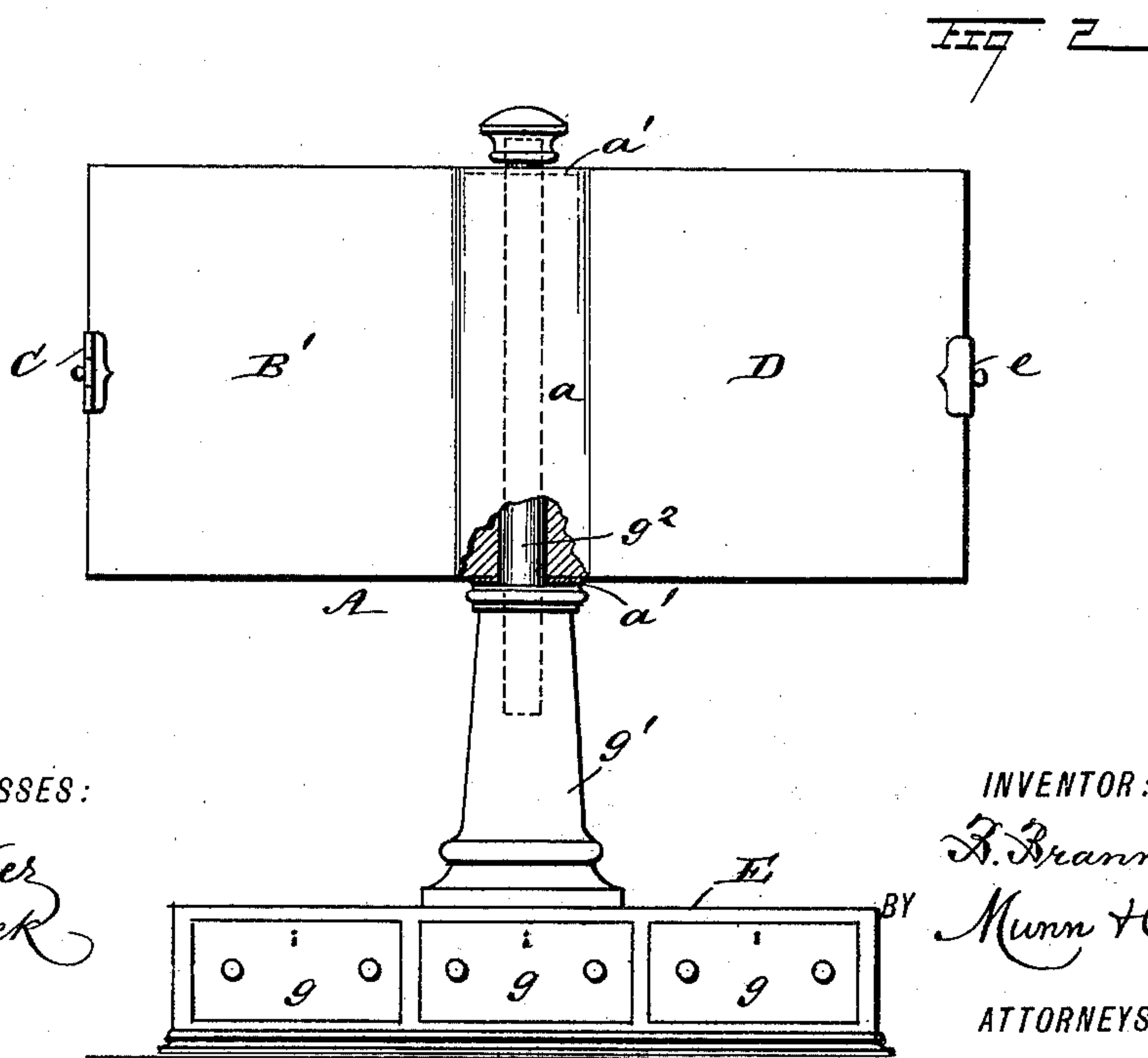
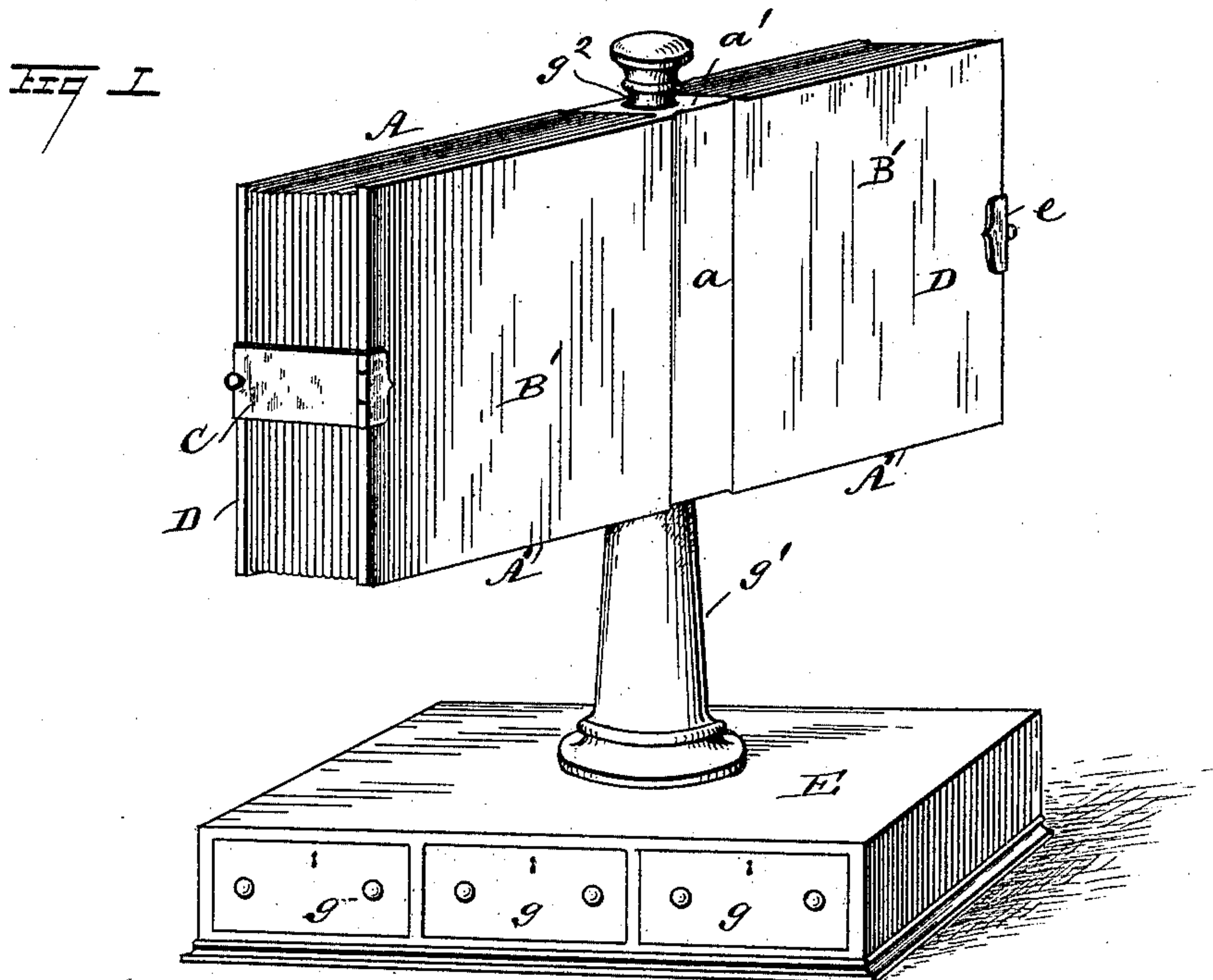
(No Model.)

2 Sheets—Sheet 1.

B. BRANNER.
ALBUM.

No. 463,030.

Patented Nov. 10, 1891.



WITNESSES:

H. Walker
C. Sedgwick

INVENTOR:

B. Branner
BY Munn & Co

ATTORNEYS

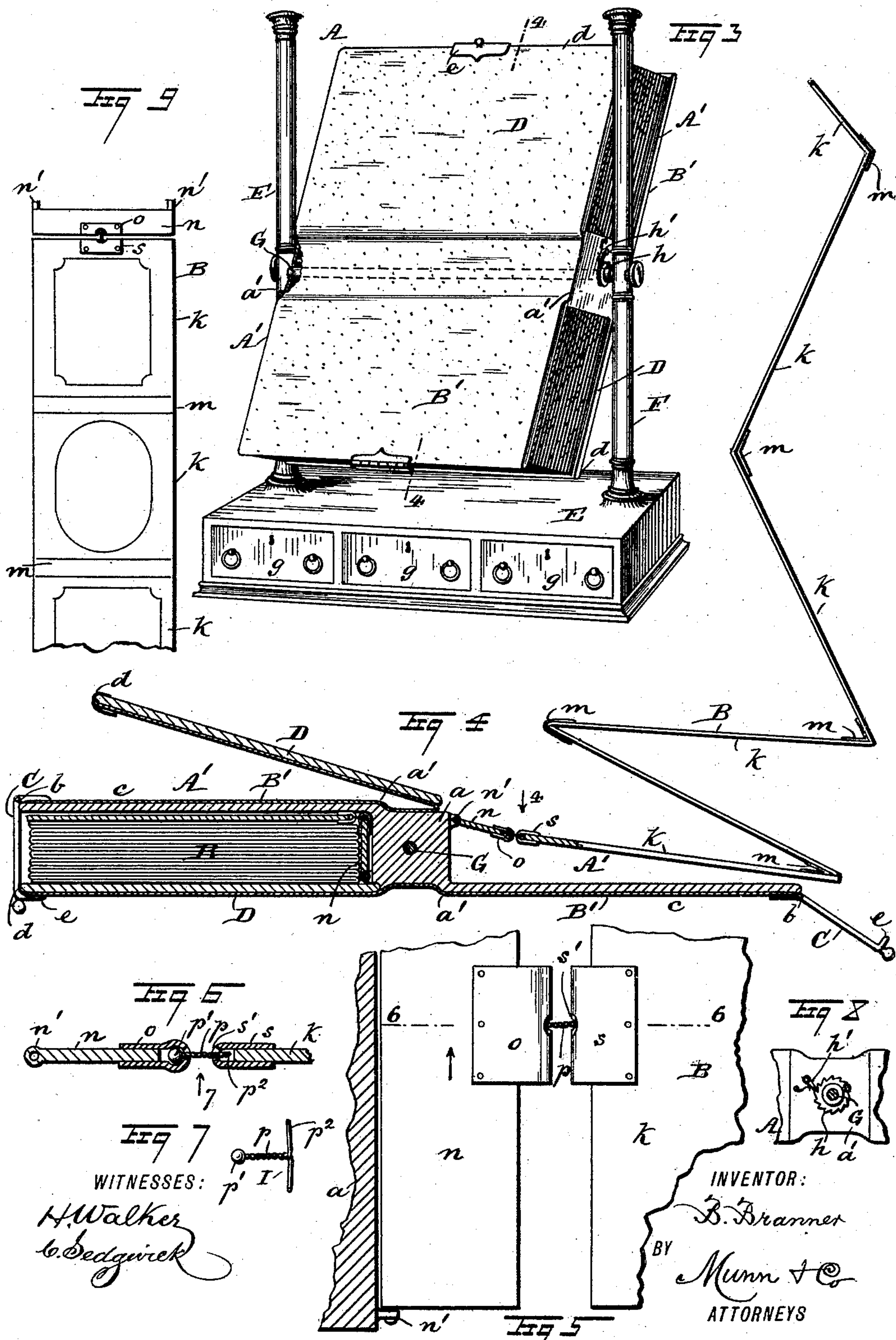
(No Model.)

2 Sheets—Sheet 2.

B. BRANNER.
ALBUM.

No. 463,030.

Patented Nov. 10, 1891.



WITNESSES:

H. Walker
C. Sedgwick

INVENTOR:

B. Branner

BY

Munn & Co

ATTORNEYS

UNITED STATES PATENT OFFICE.

BERNARD BRANNER, OF NEW YORK, N. Y.

ALBUM.

SPECIFICATION forming part of Letters Patent No. 463,030, dated November 10, 1891.

Application filed December 5, 1890. Serial No. 373,638. (No model.)

To all whom it may concern:

Be it known that I, BERNARD BRANNER, of New York, in the county and State of New York, have invented a new and useful Improvement in Albums, of which the following is a full, clear, and exact description.

The invention relates to an improvement in albums and supports therefor, and has for its object to provide additional novel features for the album and supporting-frame for the same patented by me November 11, 1890, and numbered 440,462, whereby said device is rendered more convenient in use and the exhibition of its contents facilitated in a simple and practical manner.

To this end my invention consists in the construction and combination of parts, as is hereinafter described and claimed.

Reference is to be made to the accompanying drawings, forming a portion of this specification, in which similar letters of reference indicate corresponding parts in all the views.

Figure 1 is a perspective view of the improved device in preferred form. Fig. 2 is a side view of parts shown in Fig. 1, broken to show the album-supporting shaft. Fig. 3 is a perspective view of a modification with regard to the album-support. Fig. 4 is a vertical section of the album-case enlarged and detached from its supports, taken on the line 4-4 in Fig. 3, showing one side of the case open and parts within exposed in an extended condition. Fig. 5 is an enlarged broken plan view of a portion of the case indicated in Fig. 4 by the arrow 4, showing the method of connecting the picture-holder with said case. Fig. 6 is a detached longitudinal section of the swivel and hinge-joint connection formed between the case-section and the picture-holder of said section, taken on the line 6-6 in Fig. 5. Fig. 7 is a detached view of the swivel hinge-piece shown in Fig. 6 opposite the arrow 7. Fig. 8 is a broken, detached, and enlarged view of an important novel feature of the invention; and Fig. 9 is a face view of a portion of one of the series of connected picture-mats that constitute panoramic picture-holders for the album.

The album-case A, wherein the picture holding and exhibiting devices are contained, is preferably made rectangular in form and is provided with two separate compartments

or sections A', wherein the parts B fold. At about the longitudinal center of the album-case and between the sections A' a cross-bar *a* is located, which is of a length equal to the desired width of said case and affords support for two attached side walls B', that project therefrom in parallel planes at diagonally-opposite corners *a'*. On the front edges *b* of each of the side walls B' a spacing-flap C is hinged, as best shown in Fig. 4, the length of which is about equal to the thickness of the album-case.

The case A is preferably covered with leather or similar pliable material, which is cemented upon the rigid material of the case, as shown at *c*, and the lids D, which are of substantially similar dimensions as compared with the fixed side walls B' are similarly covered. Said covering can be utilized to provide hinges between the adjacent edges of the lids and center bar *a*, or other means may be provided whereby said lids are adapted to open and close in opposite directions, their free edges *d* being engaged by similar clasps *e* on the adjacent edges of the hinged flaps C when the parts are all in closed adjustment.

There is a supporting-stand provided for the album-case A, consisting, preferably, of a cabinet-base E, having drawers *g*, which are adapted to slide outwardly in the same direction, and on the center of the base a vertical standard *g'* is erected, as shown in Figs. 1 and 2. The center bar *a* has face-plates *a'* affixed on its ends, which with the bar named are apertured in alignment at the center of the bar to receive the spindle *g*² of the standard *g'*, whereby the album-case A is revolvably supported to permit it to be opened and the picture-holder extended, as will be further explained.

In the modified form for supporting the album-case A two upright posts F are erected on the base E at proper points suitably spaced apart and in parallel planes. A transverse shaft G in this case is employed for the support of the album-case A, which shaft is located in holes in the posts F and therein secured sufficiently above the base E to permit the case to revolve, which shaft is loosely engaged with the longitudinal perforation of the center bar *a* and facing-plates *a'* thereon,

whereby the album-case is hung between the posts F, as shown in Fig. 3. Upon the shaft G, between the ends of the center bar *a* and one of the upright posts F, a ratchet-wheel *h* is adjustably secured by a set-screw or other means. Said wheel, being located contiguous to a facing-plate *a'* on the album-case, is engaged by a spring-actuated pawl *h'*, that is pivoted on said facing-plate, so that its free end may interlock with the teeth of the ratchet-wheel and thereby hold the album-case inclined at any desired angle from a vertical plane.

The picture-holders B, before mentioned, are of like form, and are attached to the case A in the same manner. Each of said holders consists, essentially, of a series of thin mats *k*, preferably made of the same form from durable material, each having such a conformation as will adapt it to receive photographs or other pictures. All of the mats of a series are flexibly jointed together by any suitable means. As shown, they are attached by strips *m*, of any flexible material. Upon the free edge of the center bar *a*, near to the jointed connection of the lids D, two similar transverse rocking strips *n* are hinged, as at *n'*, and thus adapted to rock on the edges of the center bar. Upon the other edge of each rocking strip *n* a folded clip-plate *o* is secured to clasp it near the center of width of said strips. Each of the folded clip-plates *o* has a notch cut in its folded edge near the center of width, so that an aperture of a proper size is produced for the reception of the shank *p* of a T-shaped swiveling hinge-bar I, that is shown detached in Fig. 7. On one end of the shank *p* a ball *p'* is formed or secured, which ball, being in loose contact with the inner surface of the clip-plate *o*, affords a universal-joint connection therewith for the bar I. The transverse bar *p²* of the swiveling hinge-bar I is located loosely in the bent part of a clip-plate *s*, which is of the same shape with the plate *o*, one of said clip-plates *s* being secured upon the adjacent mat *k* of each series near its transverse center, so as to permit the cross-bar *p²* to rock in the aperture *s'* of the plate

s, through which the shank *p* is inserted, whereby a hinged movement is afforded at one end of the bar I and a swiveling motion permitted at the opposite end *p*, which will allow the picture-holder B to be extended, rocked in any direction, or turned over, as may be required to facilitate the inspection of pictures placed in the mats *k*, that may each have two pictures inserted and facing oppositely.

When the device is not in use, the picture-holders B are all folded, as shown in Fig. 4 at the left or in Figs. 1 and 3, with the lids D in clasped adjustment.

Having thus described my invention, I claim as new and desire to secure by Letters Patent—

1. The combination, with a base, of an album which is adapted to open oppositely and is centrally supported to revolve on a fixed shaft, substantially as set forth.

2. The combination, with a folding album-case, of a folding picture-holder having a hinged and a swiveling connection with the case, substantially as set forth.

3. The combination, with an album-case having hinged lids, of picture-holders that are folding, extensible, and reversible, substantially as set forth.

4. The combination, with an album-case having lids which open oppositely and a revolvable support for the album-case on a base, of two similar extensible folding picture-holders that have each a hinged and swiveling connection with the album-case, substantially as set forth.

5. In an album, a picture-holding device comprised of a series of mats that are hinged to fold endwise in a pile and that are provided with a swiveling and hinged joint at the end where said picture-holder is connected with the case of the album, substantially as set forth.

BERNARD BRANNER.

Witnesses:

WM. P. PATTON,
EDWD. M. CLARK.