

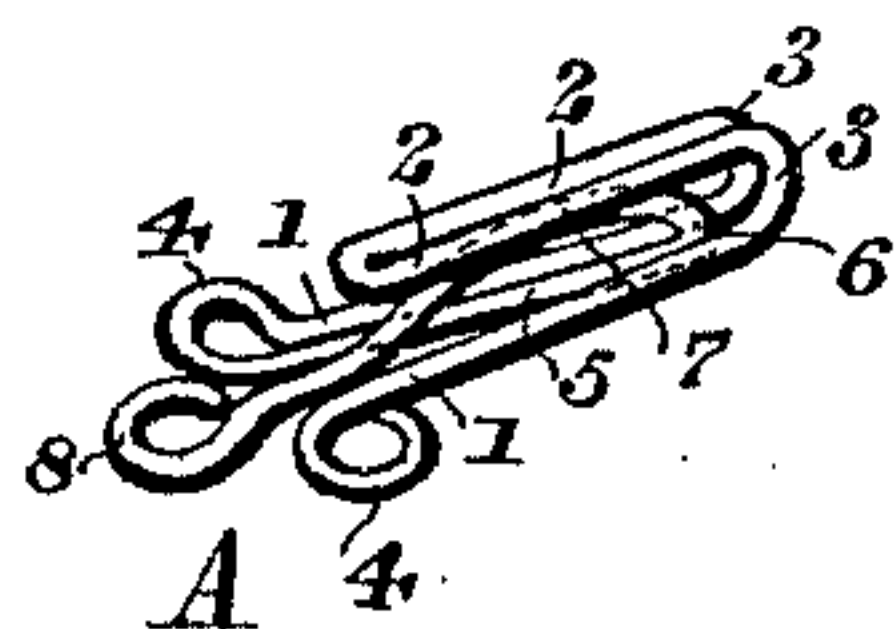
(No Model.)

F. E. DE LONG.  
GARMENT HOOK.

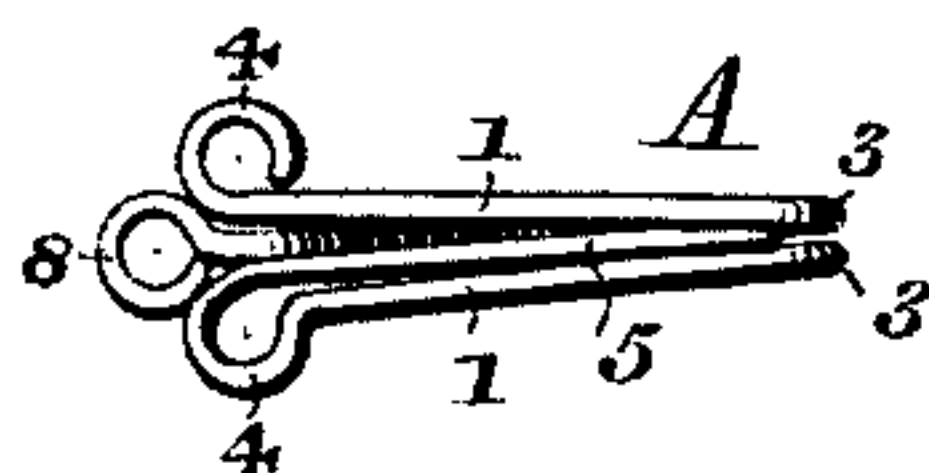
No. 462,473.

Patented Nov. 3, 1891.

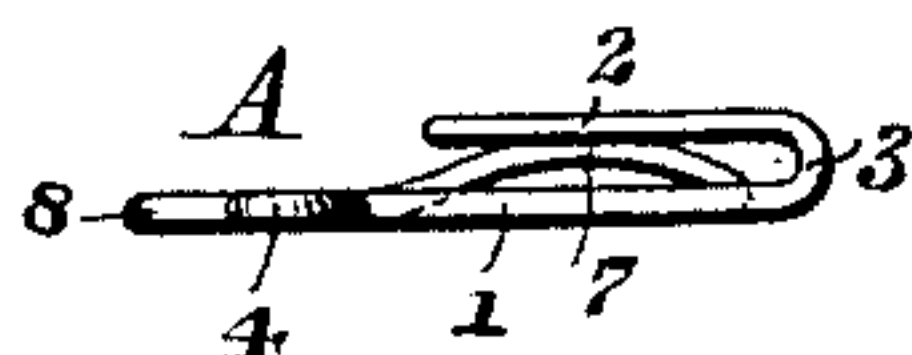
*Fig. 1.*



*Fig. 2.*



*Fig. 3.*



WITNESSES:

*O. T. Hagler.*

*L. Douville.*

INVENTOR

*Frank E. De Long*

BY

*John A. Giesbrecht*

ATTORNEY.

# UNITED STATES PATENT OFFICE.

FRANK E. DE LONG, OF PHILADELPHIA, PENNSYLVANIA, ASSIGNOR TO  
AGNES A. C. RICHARDSON, JANE E. DE LONG, AND IDA DE LONG,  
ALL OF SAME PLACE.

## GARMENT-HOOK.

SPECIFICATION forming part of Letters Patent No. 462,473, dated November 3, 1891.

Application filed April 2, 1891. Serial No. 387,394. (No model.)

*To all whom it may concern:*

Be it known that I, FRANK E. DE LONG, a citizen of the United States, residing in the city and county of Philadelphia, State of Pennsylvania, have invented a new and useful Improvement in Garment-Hooks, which improvement is fully set forth in the following specification and accompanying drawings.

My invention consists of a garment-hook of the order of those known in the class of hooks and eyes, the same being constructed of front and back portions and the jaw, which projects from a central part, so as to close the hook for preventing improper disconnection of the eye.

Figure 1 represents a perspective view of a garment-hook embodying my invention. Fig. 2 represents a rear view thereof. Fig. 3 represents a side elevation thereof.

Similar letters and numerals of reference indicate corresponding parts in the several figures.

Referring to the drawings, A designates a garment-hook formed of the rear portions 1 1, the front portions 2, the connecting-bend 3, and the eyes 4, the latter being on the ends of the rear portions 1, which members thus far considered are old in the class aforesaid. Between the side pieces of the rear portions 1 is a shank 5, which is continuous of one of the eyes 4 and extends toward the bend 3, where it has a return-bend 6 and joins a jaw 7, the latter projecting toward the front portions 2 and closing the space between said front and the rear portions. The free end of the jaw is provided with an eye 8, which is adjacent to the eyes 4 and disconnected therefrom, it being noticed that the jaw is elastic in its nature and may yield when subjected to superior pressure, this being occasioned when the eye to be connected with the hook is presented to the jaw and forced past the same, so that said

jaw opens and allows said eye to reach the bend 3, on the inner side of which it is seated, the jaw then being closed and controlling said eye. The eye formed on the end of the jaw is secured in a manner similar to eyes 4, so that the resiliency of said jaw is increased and the jaw more firmly sustained in its normal position. The eyes 4 and 8 provide means for connecting the hook with the garment or other place of service, said eye 8 also preventing the jaws from presenting an exposed edge.

Having thus described my invention, what I claim as new, and desire to secure by Letters Patent, is—

1. A garment-hook consisting of a shank, a hook proper, and a tongue continuous of each other, said tongue being looped and normally closing the space between the shank and hook proper and having its free end returned to the rear of the shank, substantially as described.

2. A garment-hook consisting of a shank with eyes, a hook proper, and a tongue continuous of each other, said tongue being looped and extending part way of the length of the shank, normally closing the space between said hook proper and shank, and having its free end returned to and terminating in an eye at the rear of the shank, substantially as described.

3. A garment-hook with securing-eyes having a shank and hook proper, and a yielding tongue normally closing entrance to and exit from the hook, the free end of said tongue also having an eye for securing the same normally in the same plane as the aforesaid securing-eyes, substantially as described.

FRANK E. DE LONG.

Witnesses:

JOHN A. WIEDERSHEIM,  
RICHARD H. GRAESER.