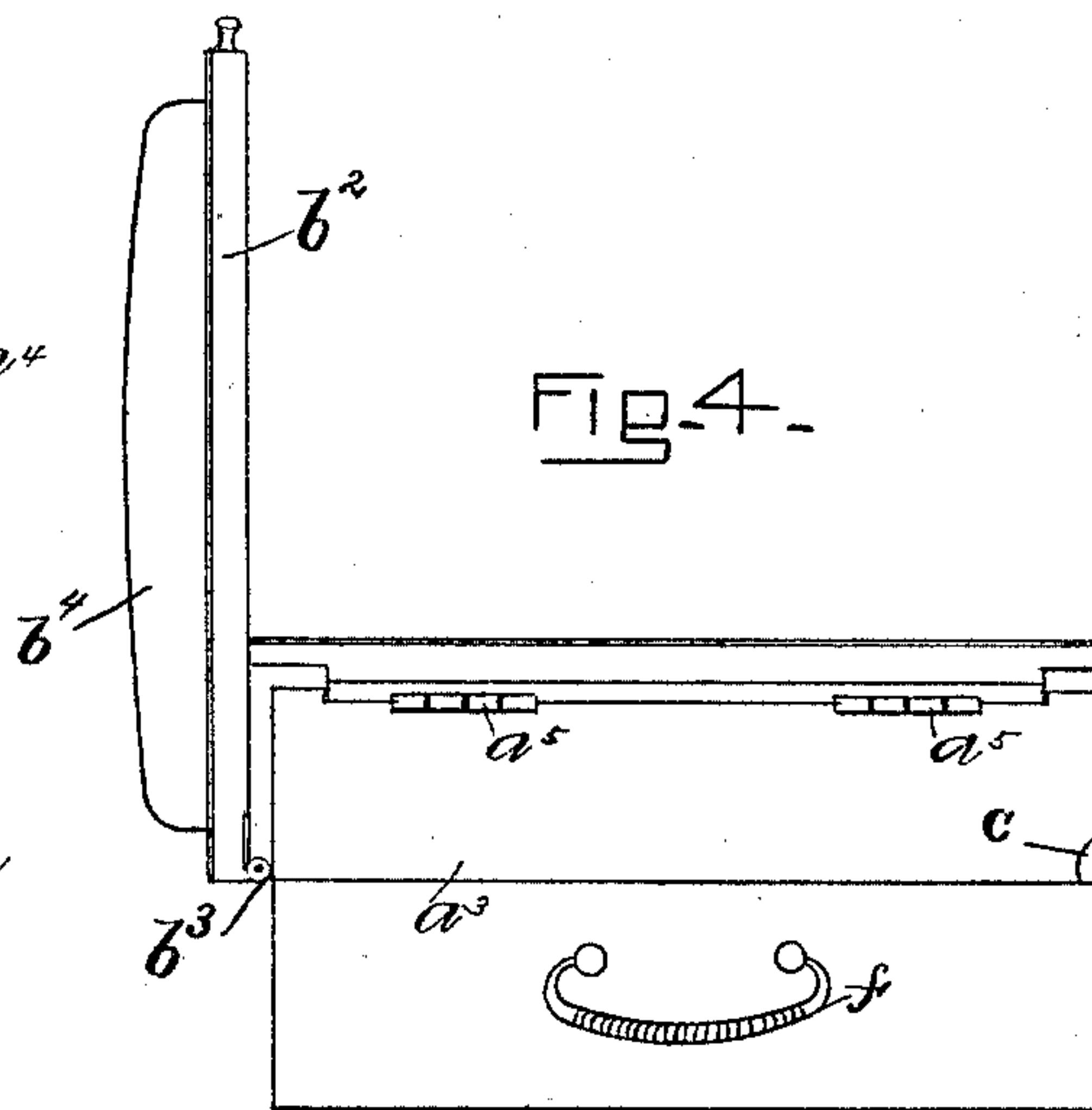
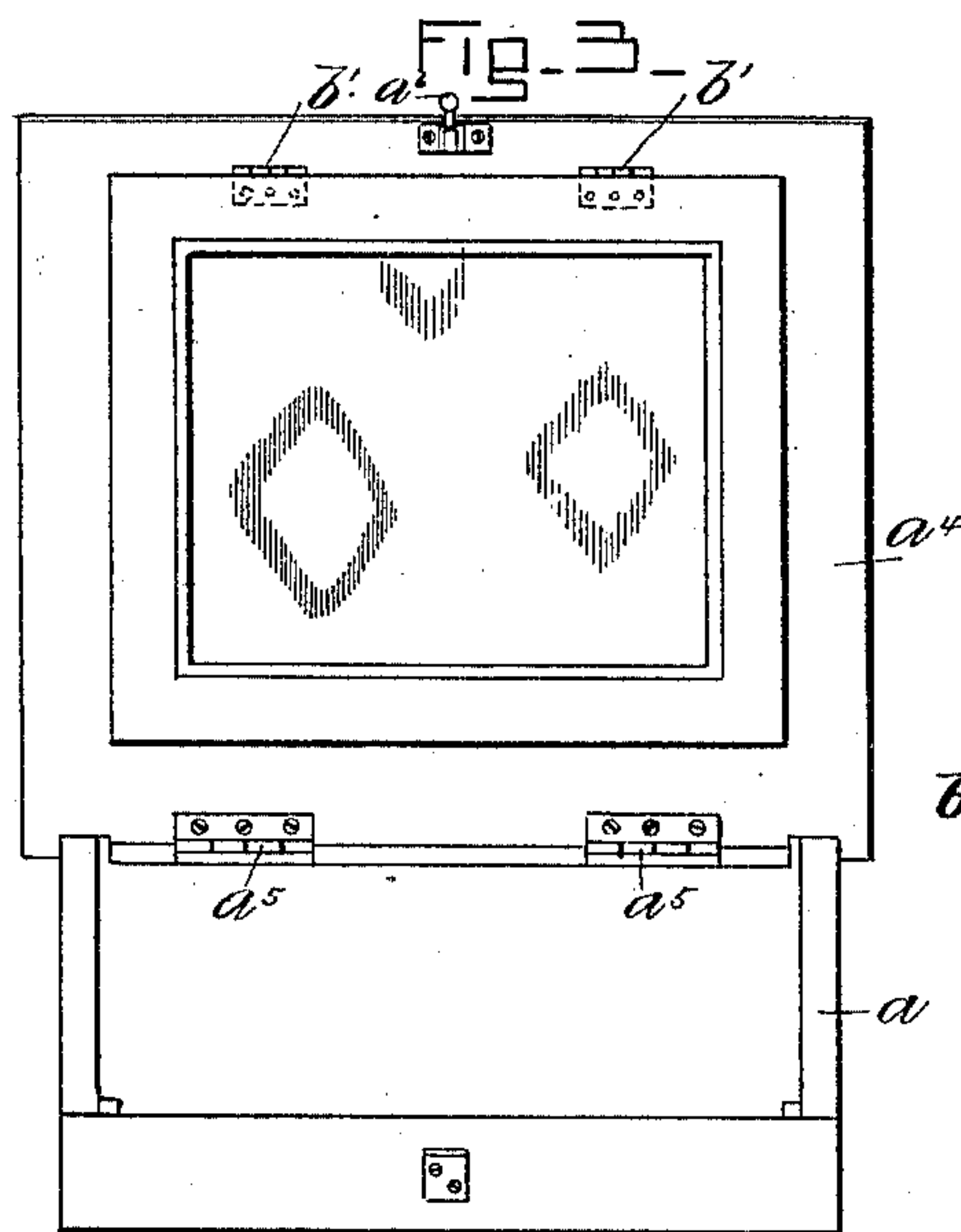
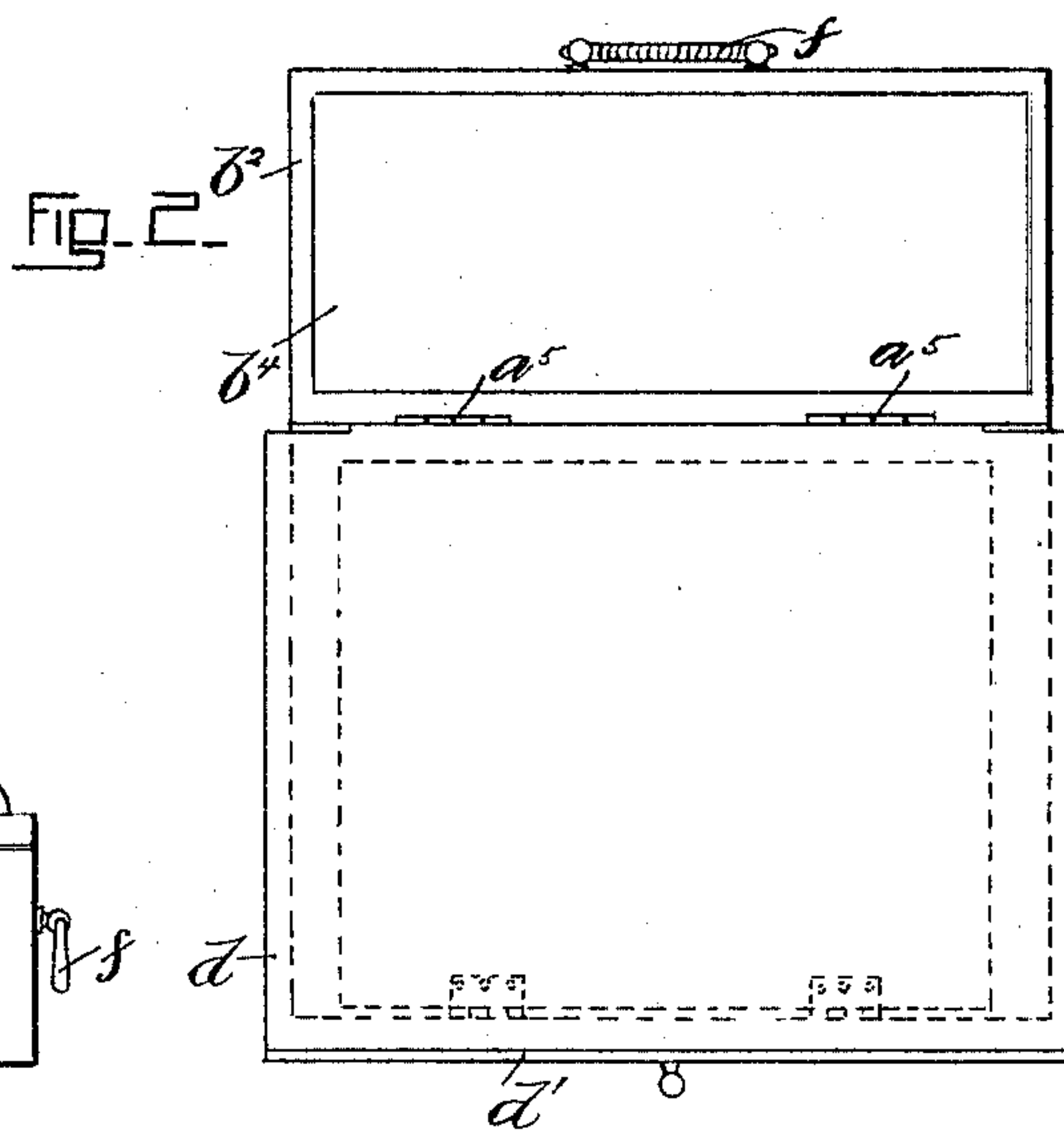
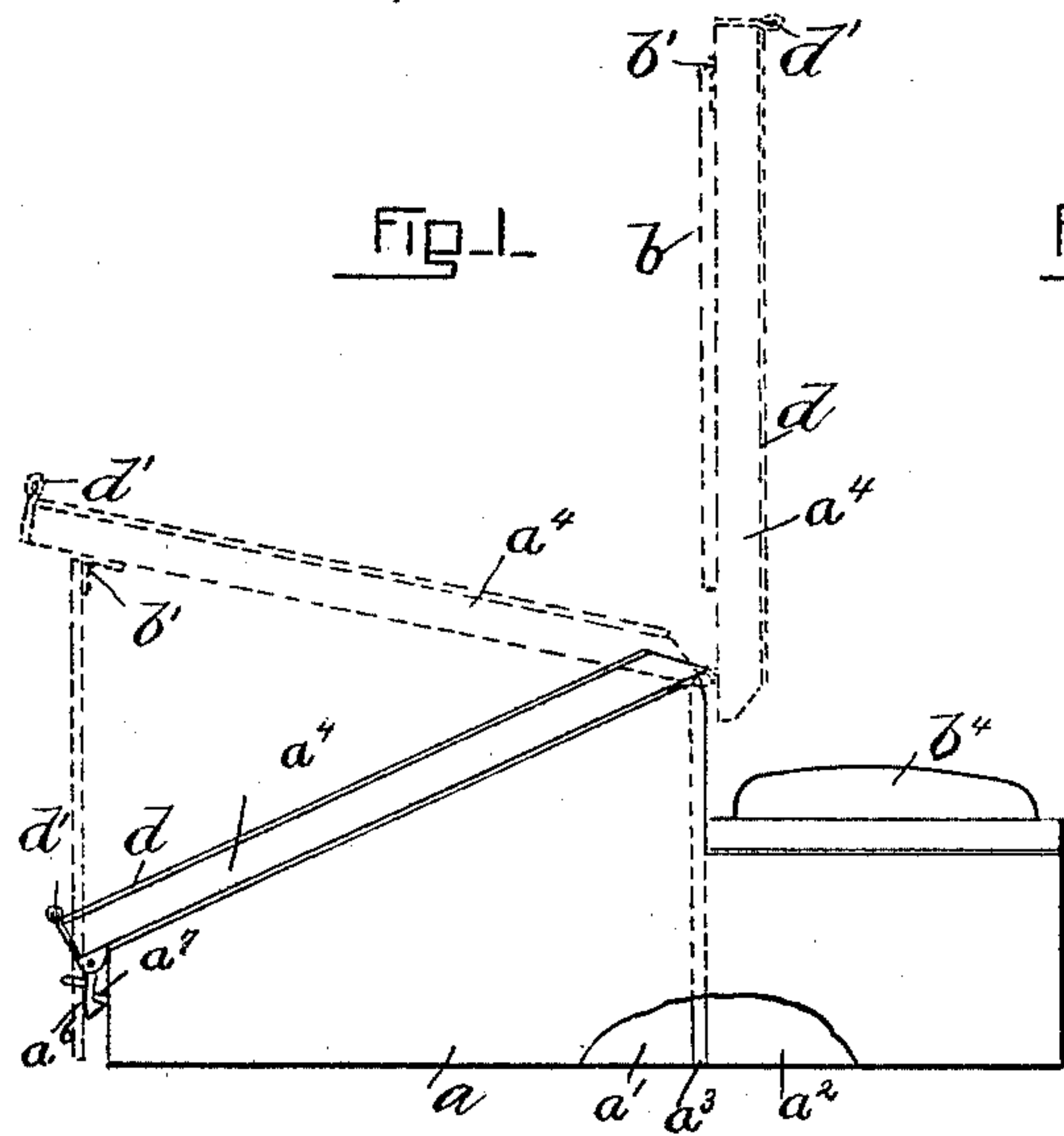


(No Model.)

E. L. BUTTON.
SHOE REST.

No. 461,974.

Patented Oct. 27, 1891.



Witnesses.

Edgar A. Gordin
Frederick L. Emery

Inventor.

Eugene L. Button,
by Lemby & Gregory Attys

UNITED STATES PATENT OFFICE.

EUGENE L. BUTTON, OF NEW YORK, N. Y.

SHOE-REST.

SPECIFICATION forming part of Letters Patent No. 461,974, dated October 27, 1891.

Application filed March 12, 1890. Serial No. 343,640. (No model.)

To all whom it may concern:

Be it known that I, EUGENE L. BUTTON, of New York, county of New York, State of New York, have invented an Improvement in Shoe-Rests, of which the following description, in connection with the accompanying drawings, is a specification, like letters on the drawings representing like parts.

This invention has for its object to provide a novel foot-rest especially adapted to be used in retail stores for trying on boots or shoes, more particularly those of ladies.

In accordance with my invention the foot-rest is made as a box or case provided with a downwardly-inclined top, preferably made as a hinged cover, having secured to its upper side a metallic plate, which may be suitably inscribed with any desired characters, and having secured to its inner side a mirror, preferably hinged to the said cover near its outer edge or end, whereby when the cover is raised the mirror may be swung outward beyond the case and rest upon the floor in front of the person trying on the shoe, so that the said person may readily see how the boot or shoe fits and looks upon the foot.

My invention therefore consists in a foot-rest consisting of a box or case having inclined sides and provided with a movable cover to normally rest upon the inclined sides, a flanged foot-supporting plate secured to the upper surface of the cover, and a mirror hinged to the outer end of said cover on its under side and adapted to swing out and rest upon the floor when the cover is raised, substantially as will be described.

Other features of my invention will be pointed out in the claims at the end of this specification.

Figure 1 is a side elevation of a shoe-rest embodying my invention, the cover being shown by dotted lines in two different open positions; Fig. 2, a top or plan view of the shoe-rest shown in Fig. 1; Fig. 3, an end view of the shoe-rest with the top or cover raised, and Fig. 4 a rear elevation of the shoe-rest with the rear cover raised.

My improved shoe-rest consists, as herein shown, of a box or case a , of wood or other suitable material. The sides of the box or case are inclined upward from the front end,

preferably to a point beyond the longitudinal center of the said sides, and preferably at the highest point of the said sides the box is divided into two compartments a' a^2 by a transverse wall a^3 . The compartment a' is normally closed by a cover a^4 , preferably secured to the wall a^3 , as by hinges a^5 , the said cover being preferably provided with a lock, herein shown as a lever a^6 , adapted to engage a striker or projection a^7 , secured to the case, by which the cover may be locked or fastened in its closed position.

The foot-rest is provided with a mirror b , herein shown as secured to the outer end of the cover on its under side by hinges b' .

The rear compartment a^2 is preferably provided with a movable cover b^2 , secured to one side of the case, as by hinges b^3 , the said cover being preferably upholstered, as at b^4 , to form a cushion upon which the salesman may kneel when fitting the boot or shoe on the foot of the lady or other person.

The rear compartment a^2 may be provided with a suitable lock c , (see Fig. 4,) by which the cover b^2 may be locked, when lowered, to close the said compartment, and the latter may be used as a receptacle for button-hooks or other implements required by the salesman.

The cover a^4 may have secured to its upper side or top, preferably, a metallic or other plate d , provided with a flange d' to form a stop or support for the heel of the boot or shoe, and the said plate may have inscribed upon it or be furnished with suitable characters indicating any desired class of goods to which it may be desired to call the attention of the purchaser—as, for instance, the inscription on the plate, as shown in Fig. 2, denotes a shoe-dressing.

In operation the lady or other purchaser has the boot or shoe fitted upon the foot while the latter is resting upon the cover a^4 in its closed position, and when properly buttoned, laced, or otherwise secured on the foot the cover a^4 may be raised and the mirror b swung out into its dotted-line position, resting upon the floor, as shown in Fig. 1.

When the cover is open, the purchaser may see how the boot or shoe looks upon the foot.

The box or case is provided, as herein shown,

at its rear end with a suitable handle *f*, by which the foot-rest may be carried from one place to another.

I have herein shown one mirror as attached
5 to the inner side of the cover *a*⁴; but I may employ additional mirrors around the inner sides of the compartment *a*'.

I claim—

1. A foot-rest consisting of a box or case
10 having inclined sides and provided with a movable cover to normally rest upon the inclined sides, a flanged foot-supporting plate secured to the upper surface of the cover, and
15 a mirror hinged to the outer end of said cover on its under side and adapted to swing out and rest upon the floor when the cover is raised, substantially as described.

2. A foot-rest consisting of a box or case having inclined sides and divided by a wall *a*³ into two compartments, a movable cover 20 for each compartment, one of which covers normally rests upon the inclined sides to form a foot-rest, and a mirror hinged to the outer end of its under side to form a rest for the same when open, substantially as described. 25

In testimony whereof I have signed my name to this specification in the presence of two subscribing witnesses.

EUGENE L. BUTTON.

Witnesses:

CHARLES L. HOFFMAN,
MARTIN H. EARLY.