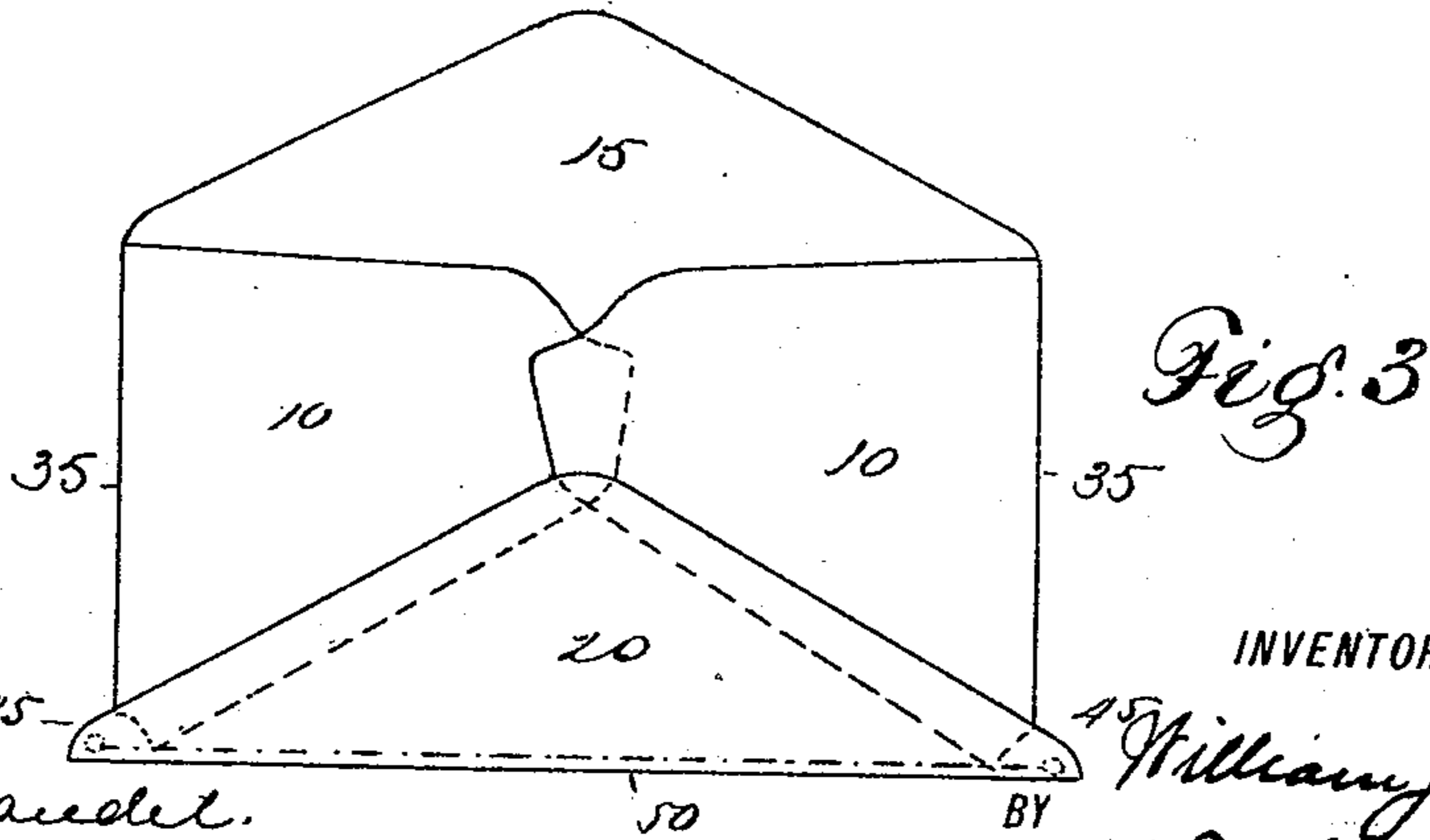
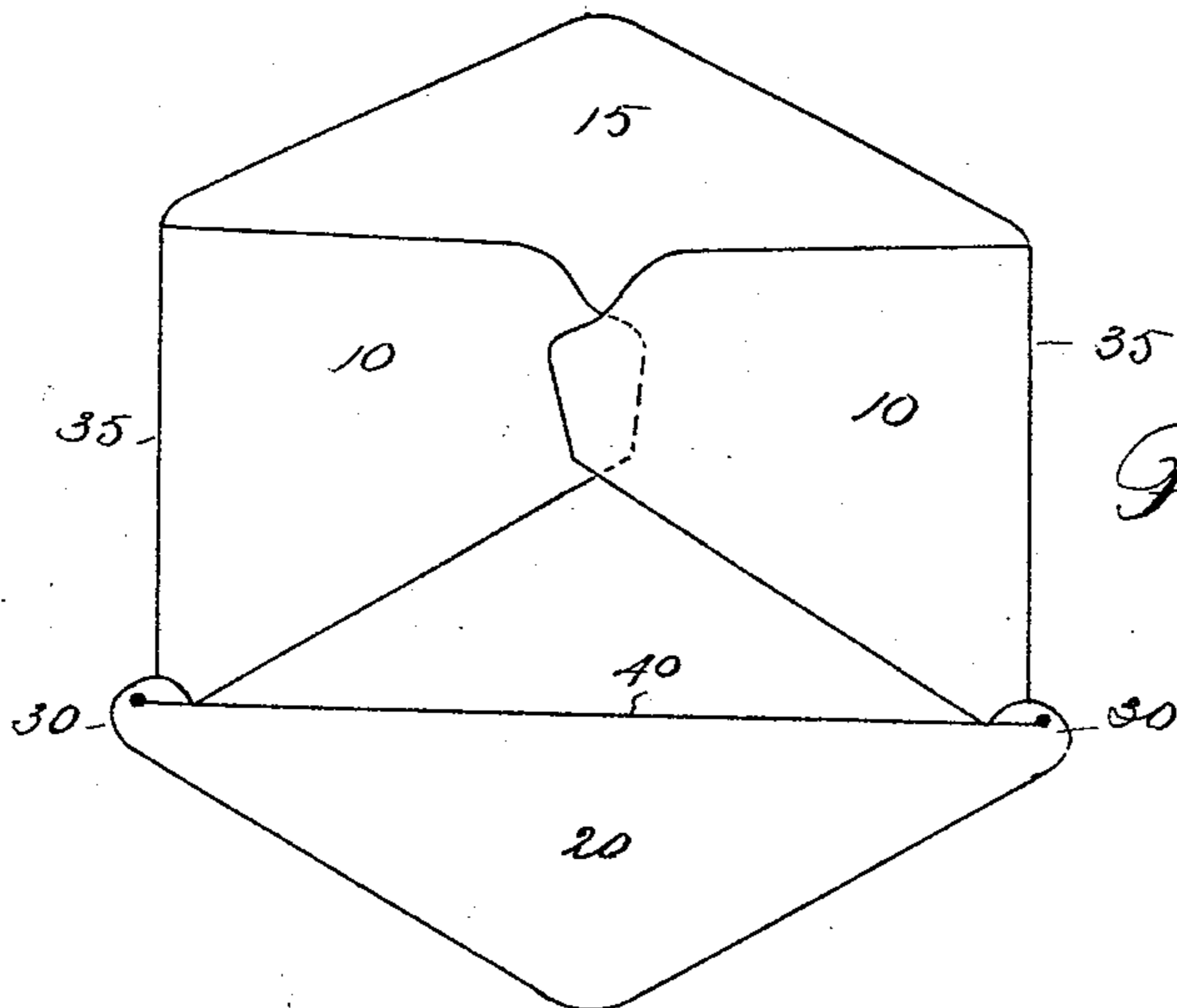
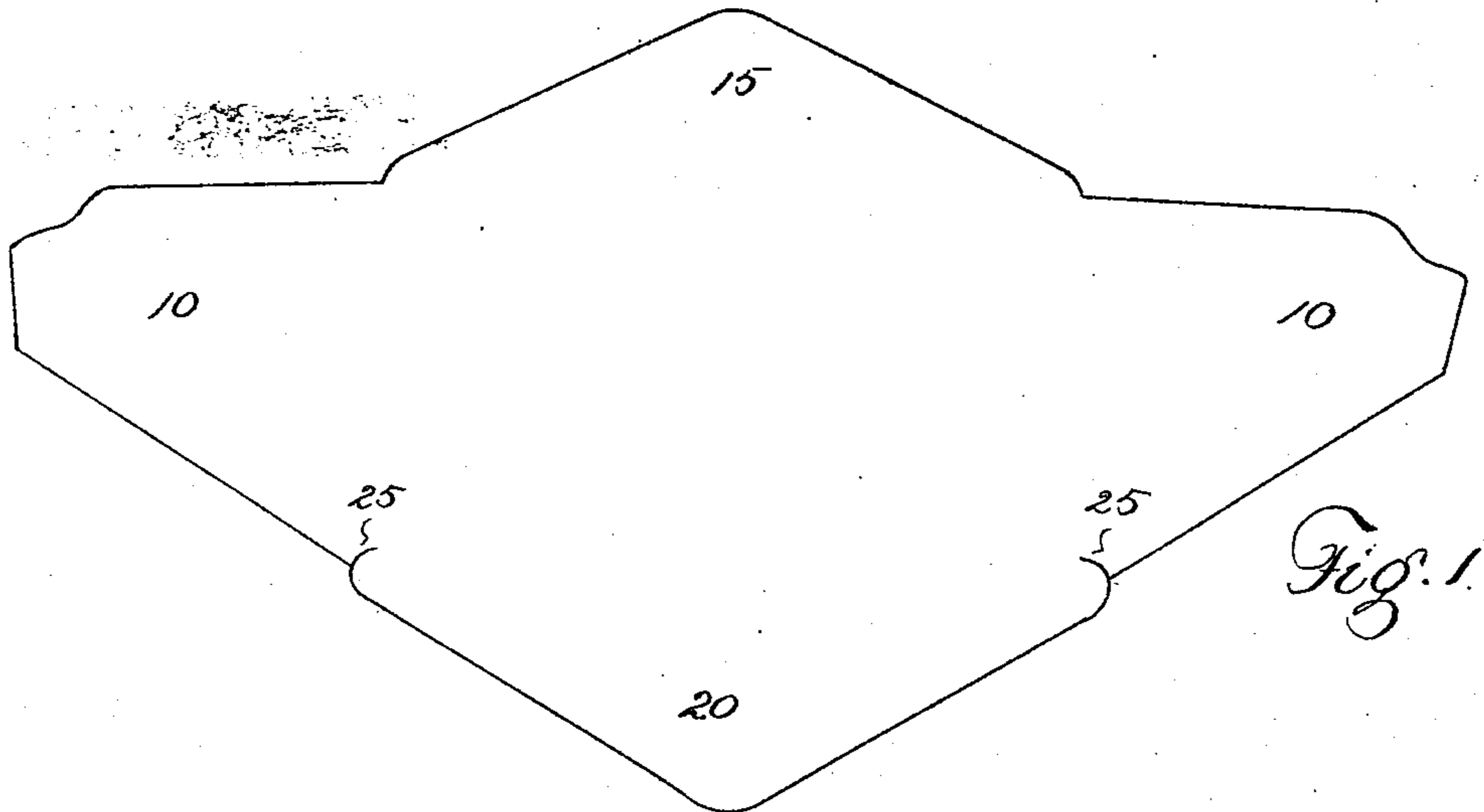


(No Model.)

W. J. PUCKETT.
ENVELOPE OPENER.


No. 459,461.

Patented Sept. 15, 1891.



WITNESSES:

INVENTOR

BY  William J. Puckett
A. J. O'Brien
ATTORNEY.

ATTORNEY.

THE MORRIS PETERS CO., PHOTO-LITHO., WASHINGTON, D. C.

UNITED STATES PATENT OFFICE.

WILLIAM JECONIAS PUCKETT, OF DENVER, COLORADO.

ENVELOPE-OPENER.

SPECIFICATION forming part of Letters Patent No. 459,461, dated September 15, 1891.

Application filed October 25, 1890. Serial No. 369,400½. (No model.)

To all whom it may concern:

Be it known that I, WILLIAM JECONIAS PUCKETT, a citizen of the United States of America, residing at Denver, in the county of Arapahoe and State of Colorado, have invented certain new and useful Improvements in Envelopes; and I do declare the following to be a full, clear, and exact description of the invention such as will enable others skilled in the art to which it appertains to make and use the same, reference being had to the accompanying drawings, and to the figures of reference marked thereon, which form a part of this specification.

My invention relates to a novel form and construction of envelope provided with projecting pockets at two adjacent corners. In these auxiliary pockets are concealed the extremities of a thread or wire to be utilized as an opener.

I am aware that an opener consisting of a thread extending between the adjacent corners of envelopes, otherwise of ordinary construction, has been heretofore protected by Letters Patent; but in these patents, so far as I am aware, the opener protrudes from the envelope corner or corners, and is thus exposed so that it may be grasped. These exposed extremities of the opener are very objectionable, and are, in fact, believed to be impracticable for several obvious reasons. For instance, the exposed opener may accidentally catch upon some object while being handled in the post-offices, when a sudden pull will tear open the envelope and completely destroy its usefulness. My improvement is designed to overcome this difficulty, inasmuch as my projecting corner-pockets conceal the extremities of the opener, and at the same time may be torn off without injuring the inclosure, since they project beyond the same. This envelope is believed to be practicable and devoid of objectionable features. It will be fully understood by reference to the accompanying drawings, in which is illustrated an embodiment of the invention.

In the drawings, Figure 1 shows the blank from which my improved envelope is formed. Fig. 2 shows the end flaps folded with the opener in place. In Fig. 3 the side flap is folded over the opener, which is shown in dotted lines.

In the views, let the numeral 10 designate the end flap, 15 one of the side flaps, and 20 the other side flap. In forming the blank, slits 25 are cut between the side flap 20 and the end flaps, so that when the end flaps are placed as shown in Fig. 2 projections 30 are left which extend beyond the end-flap folding-lines 35. The opener 40 is placed, as shown in Fig. 2, with its extremities engaging parts 30, where they may be secured with a little mucilage or in any other suitable manner. Flap 20 is then folded and sealed, as shown in Fig. 3, forming the projecting auxiliary pockets 45, inclosing the extremities of the opener, which are preferably provided with knots, giving them a slight enlargement. In opening the envelope, either projecting pocket 45, with the inclosed extremity of the opener, is grasped between the thumb and finger. The pocket is then torn off and the opener pulled outward so as to cut the envelope on the folding-line 50.

Having thus described my invention, what I claim is—

1. A suitable blank provided with slits 25 cut inward from its edge between one flap and the two adjacent flaps and extending from the extremities of the folding-line of the intermediate flap to intersect the folding-lines of the wing-flaps, whereby when the last-named flaps are folded corners 30 shall be left projecting beyond the folding-lines of said flaps and adapted to form pockets 45, extending beyond the main inclosure when the third or intermediate flap is folded, substantially as described.

2. An envelope provided with auxiliary pockets at two adjacent corners, said pockets projecting beyond the main inclosure, in combination with a stout thread, small cord, or wire with its body portion lying within the folding-crease between the auxiliary pockets, while its extremities extend beyond the main inclosure into said pockets, where they are concealed and fastened, substantially as and for the purpose set forth.

In testimony whereof I affix my signature in presence of two witnesses.

WILLIAM JECONIAS PUCKETT.

Witnesses:

JAMES W. CARY,
JOHN C. TELLER.