

(No Model.)

S. WILLERSHAUSEN.  
TABLE.

No. 458,962.

Patented Sept. 1, 1891.

Fig. 1.

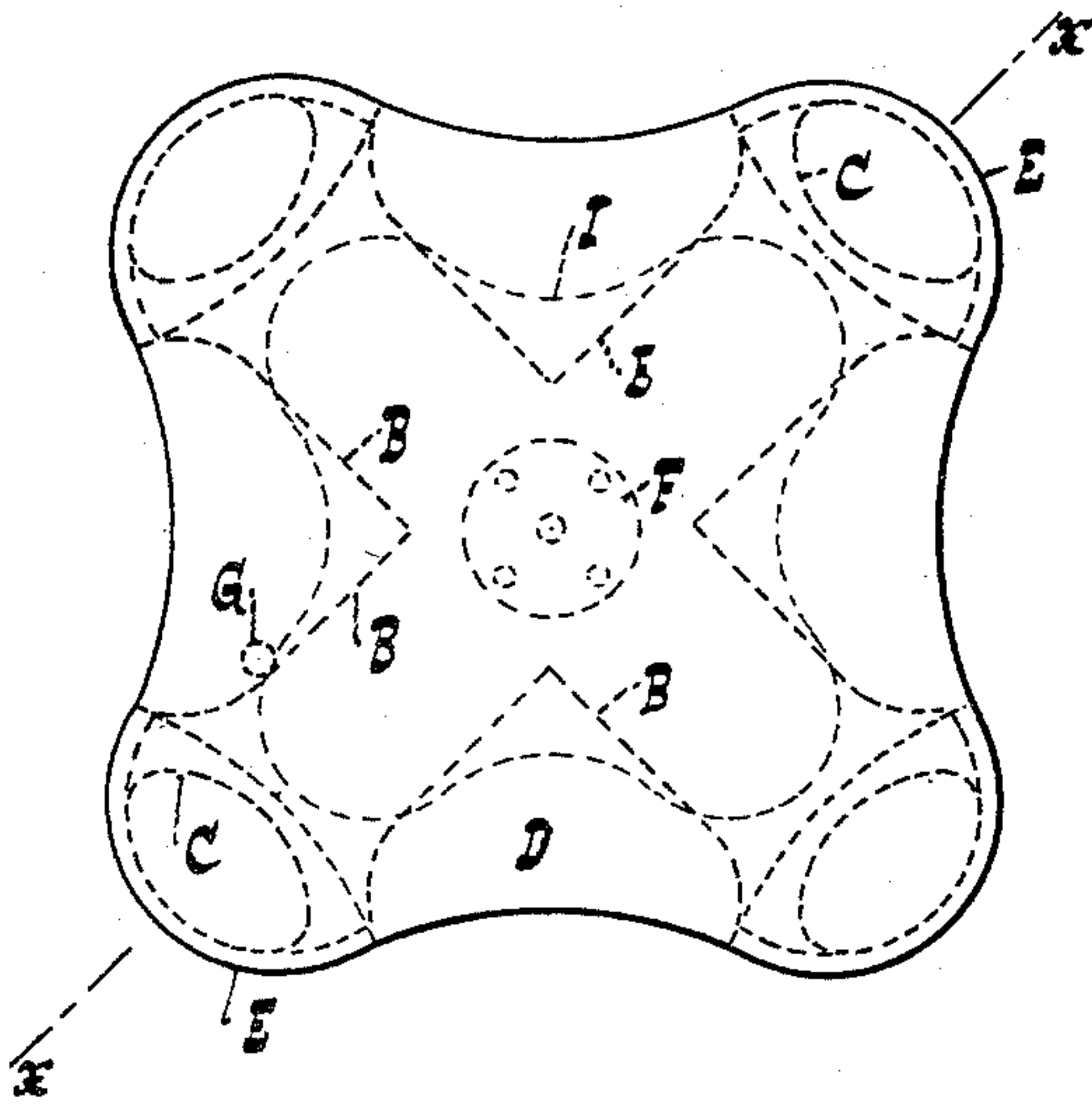


Fig. 2.

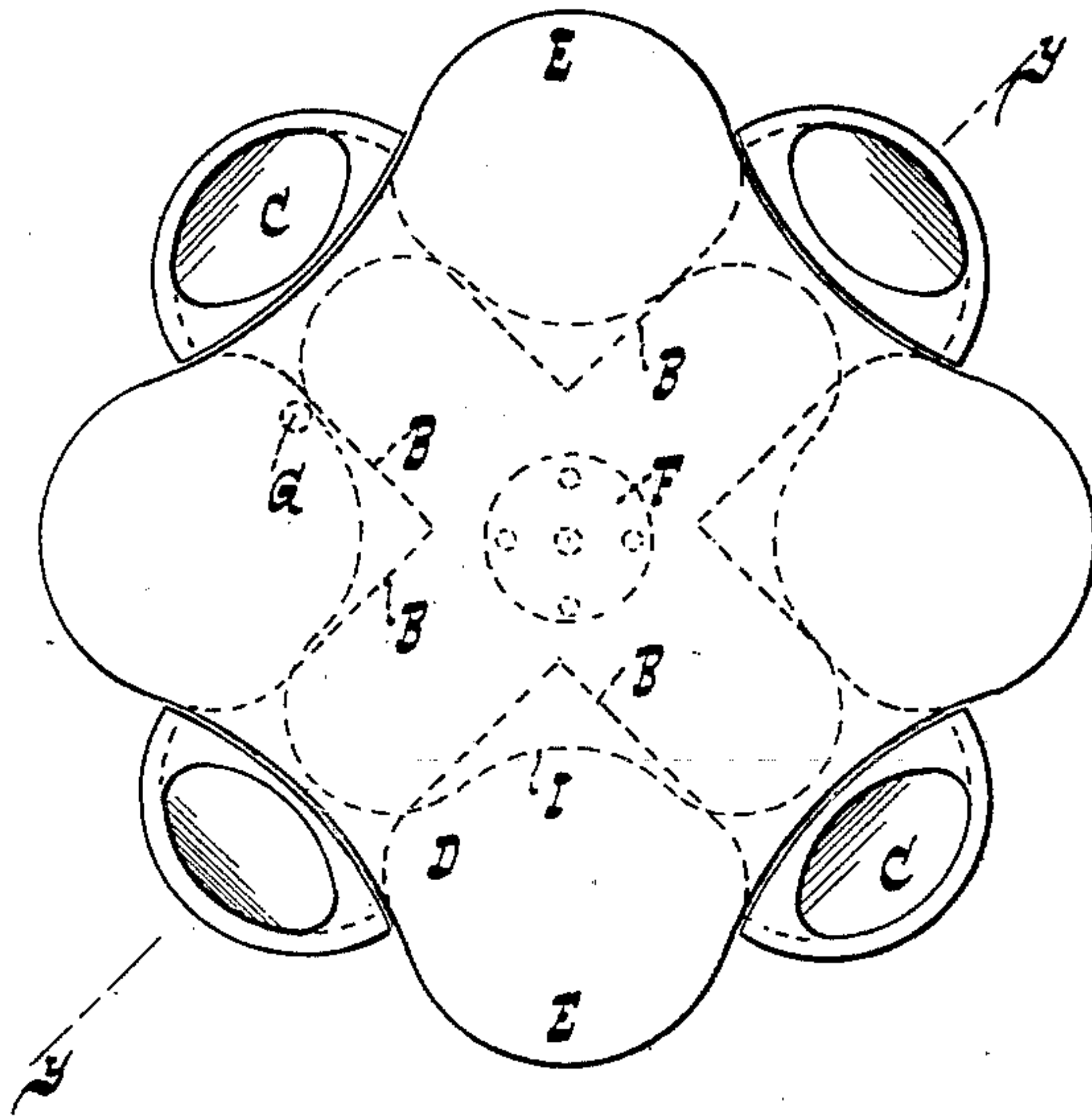


Fig. 3.

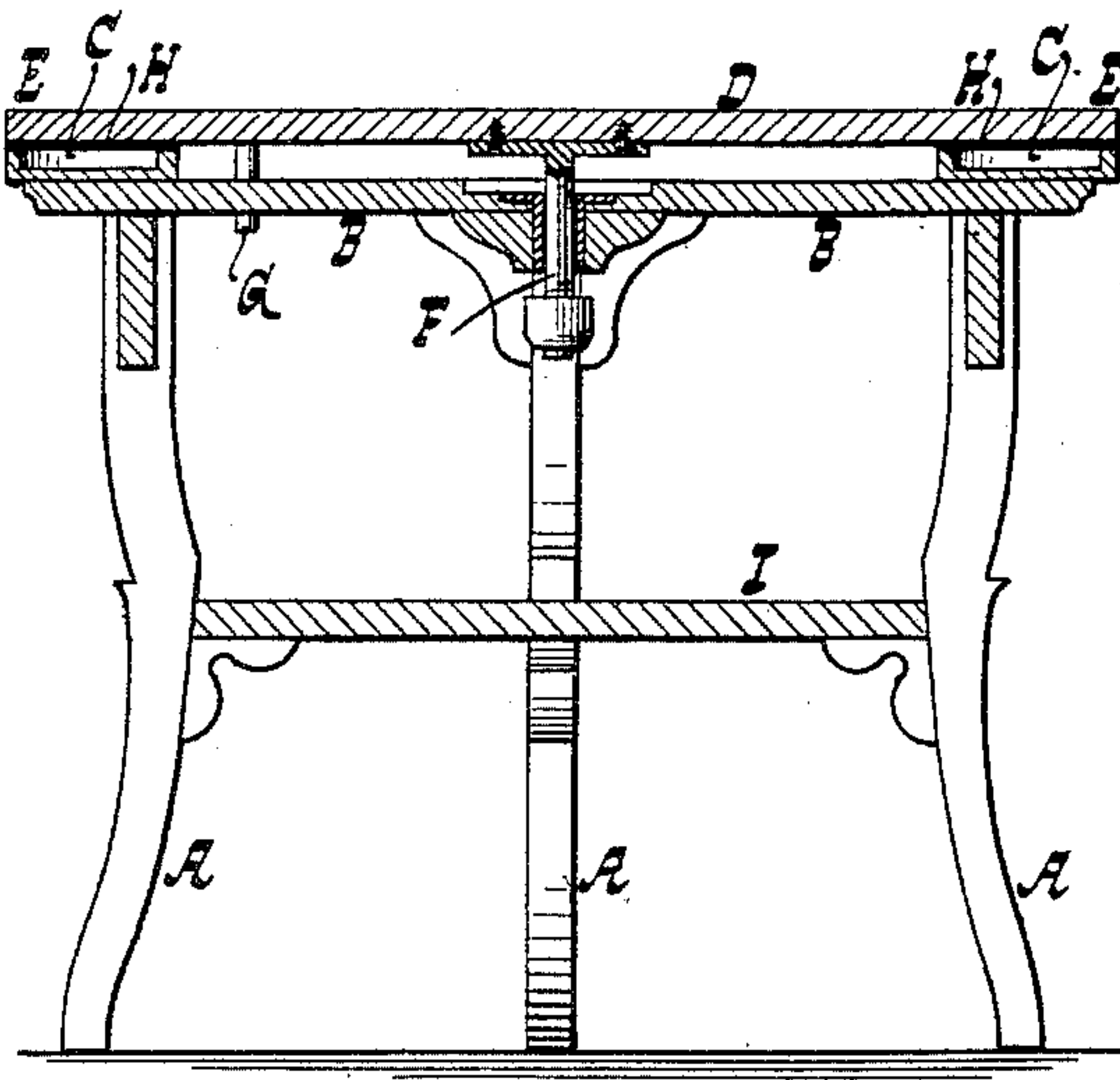
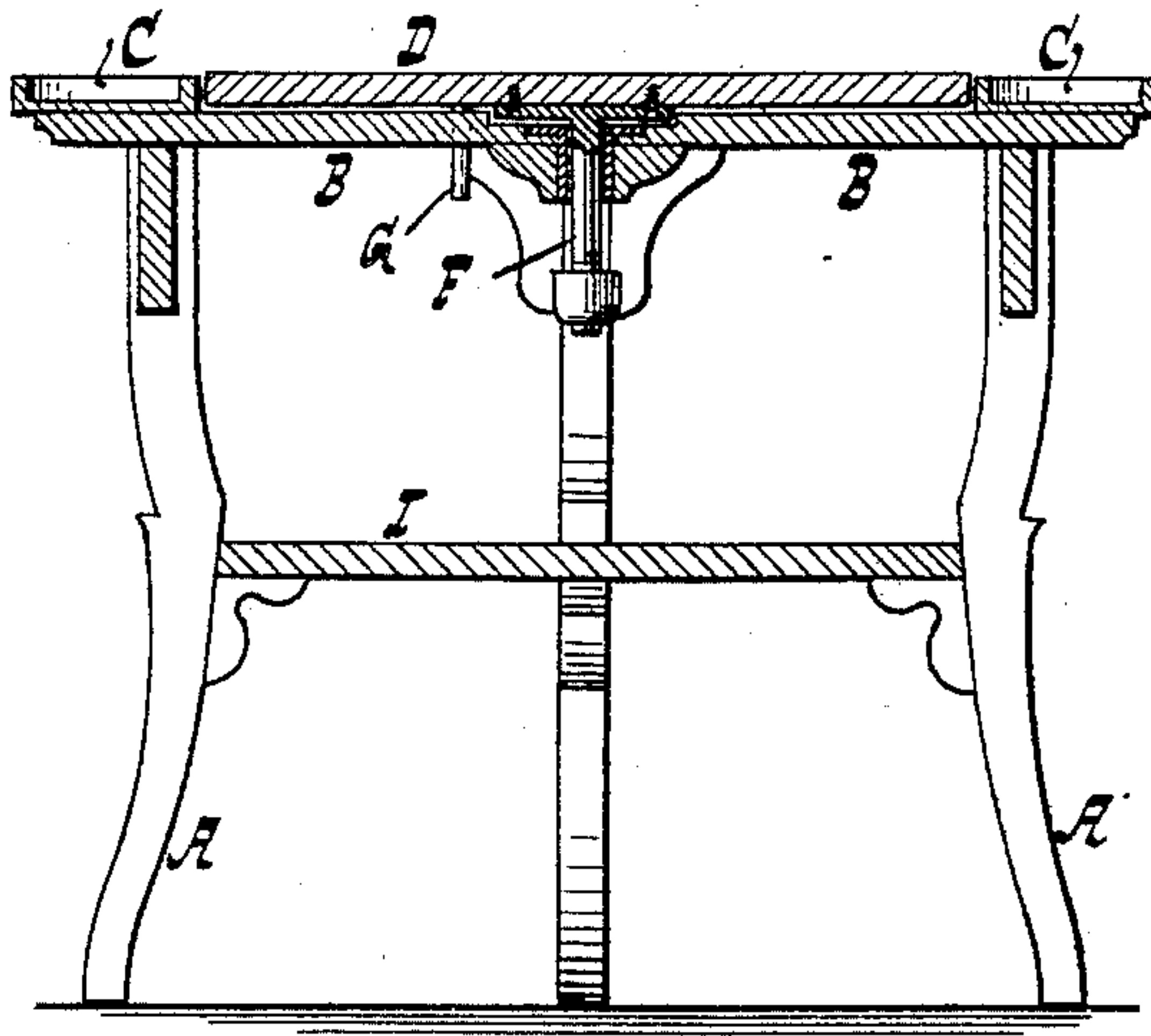


Fig. 4.



WITNESSES:

*William Miller*  
*Edward Wolff*

INVENTOR:

*Siegfried Willershausen*  
BY  
*Vandewater & Hauff*  
his ATTORNEYS

# UNITED STATES PATENT OFFICE.

SIEGFRIED WILLERSHAUSEN, OF NEW YORK, N. Y., ASSIGNOR TO FRANK RHONER & CO., OF SAME PLACE.

## TABLE.

SPECIFICATION forming part of Letters Patent No. 458,962, dated September 1, 1891.

Application filed December 18, 1890. Serial No. 375,129. (No model.)

*To all whom it may concern:*

Be it known that I, SIEGFRIED WILLERSHAUSEN, a citizen of the United States, residing at New York, in the county and State of New York, have invented new and useful Improvements in Tables, of which the following is a specification.

This invention relates to an improvement in tables; and the invention consists in the details of construction set forth in the following specification and claims; and illustrated in the accompanying drawings, in which—

Figure 1 is a plan view of a table containing my invention. Fig. 2 is a view similar to Fig. 1, with parts in a different position than in Fig. 1. Fig. 3 is a section along  $xx$ , Fig. 1. Fig. 4 is a section along  $yy$ , Fig. 2.

The letters A indicate the table-legs supporting a suitable frame B, preferably composed of four radiating arms, as clearly indicated by dotted lines, Fig. 1. The arms are provided with receptacles or dishes C, suitable for accommodating a game apparatus, such as poker-chips, dominos, or the like. The table has a rotary top D, pivotally connected at its axis or center with the frame B, and when the top is rotated the receptacles C are covered or uncovered, as desired. The top is shown provided with a series of radiating wings or projecting portions E, and when the top is in the position shown in Figs. 1 and 3 the wings E cover the receptacles, said wings resting on said receptacles. When the top is properly rotated, the receptacles are uncovered, as shown in Figs. 2 and 4. The pivot F, arranged at the axis or center of the table-top, renders the latter not only rotary, but also vertically movable a suitable distance, and when the top is in the uncovering position, the top, with its wings, sinks down so as to be flush with the tops of the receptacles, as in Fig. 4. The receptacles in this last case act as stops to prevent the cover D being rotated until it is lifted high enough for its wings E to pass over the receptacles. The top has a stop G, which limits the rotation of said

top. By providing the wings E with pads H, Fig. 3, said wings will not scratch or deface the tops of the receptacles. The legs A may be provided with a support or platform I for holding glasses, cigars, and the like.

What I claim as new, and desire to secure by Letters Patent, is—

1. A table consisting of suitable legs, a frame carried by the legs and having a series of receptacles, and a rotating table-top pivotally connected at its axis or center with the frame and having a series of radiating wings corresponding to and which cover and uncover the receptacles as the table-top is rotated on its pivotal connection, substantially as described.

2. A table consisting of suitable legs, a frame carried by the legs and having a series of receptacles, and a rising-and-falling and rotating table-top pivotally connected at its axis or center with the frame and having wing portions which cover and uncover the receptacles as the table-top is rotated, substantially as described.

3. A table consisting of suitable legs, a frame carried by the legs and having a series of receptacles, a rising-and-falling pivot-pin journaled at the center of the frame, and a winged table-top having its center portion secured to the pivot-pin and rising and falling and rotating therewith, substantially as described.

4. A table consisting of suitable legs, a frame having a series of receptacles, and a rotating table-top pivotally connected at its axis or center with the frame and having wing portions provided with pads which cover and uncover the receptacles as the table-top is rotated, substantially as described.

In testimony whereof I have hereunto set my hand in the presence of two subscribing witnesses.

SIEGFRIED WILLERSHAUSEN.

Witnesses:

WM. C. HAUFF,

E. F. KASTENHUBER.