

(No Model.)

G. O. ROGERS.
THIMBLE.

No. 458,499.

Patented Aug. 25, 1891.

Fig. I

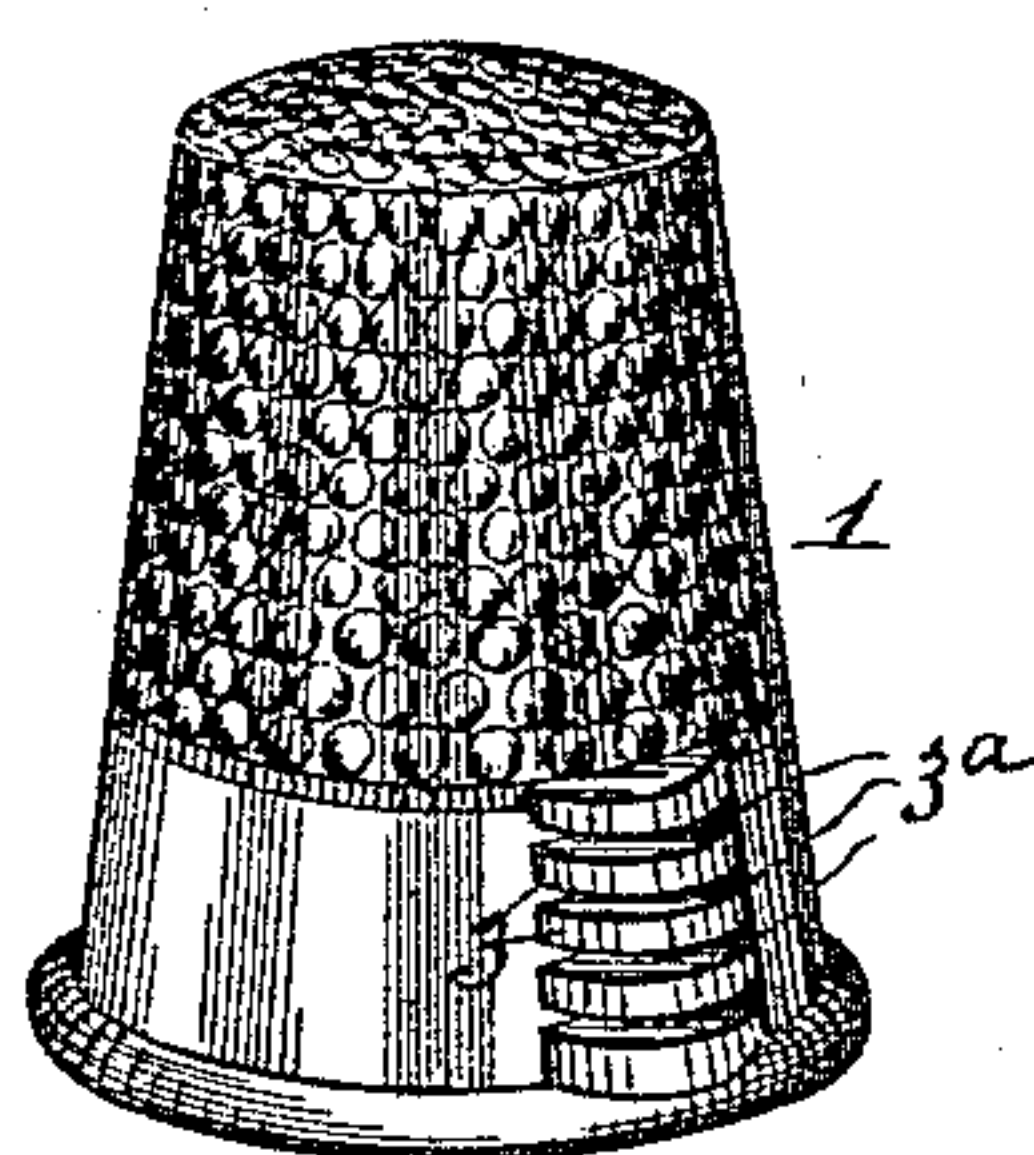


Fig. II

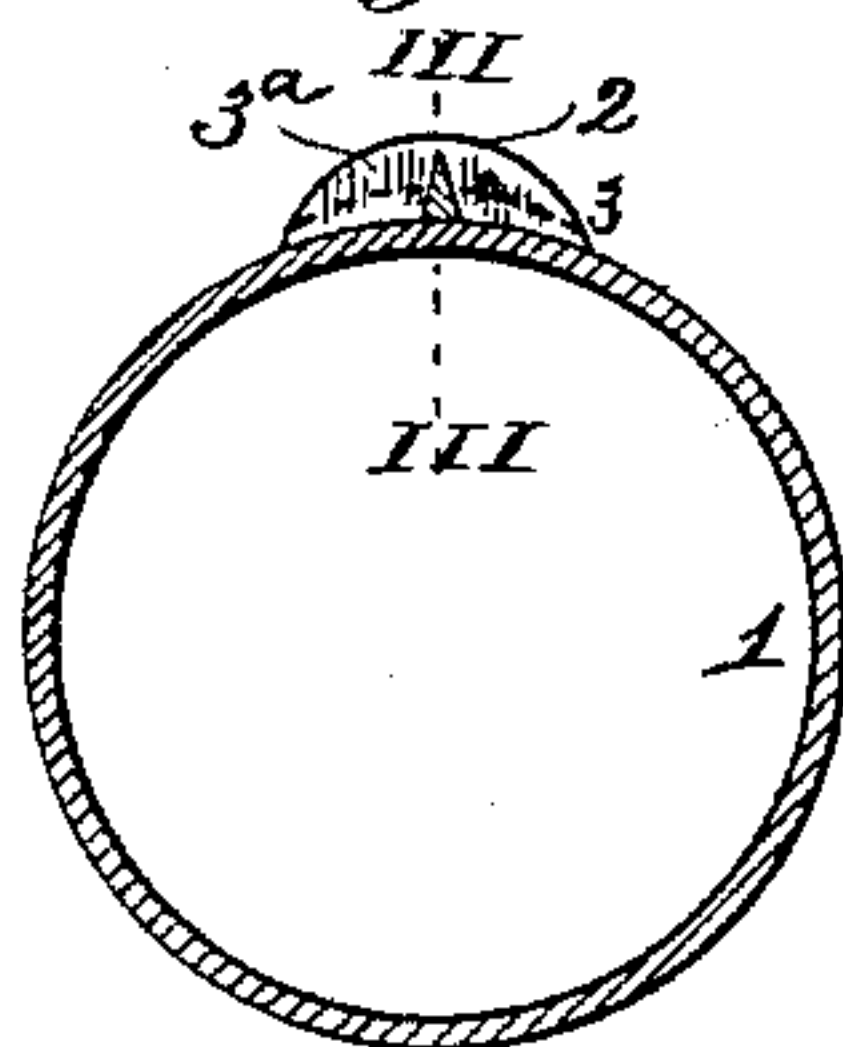
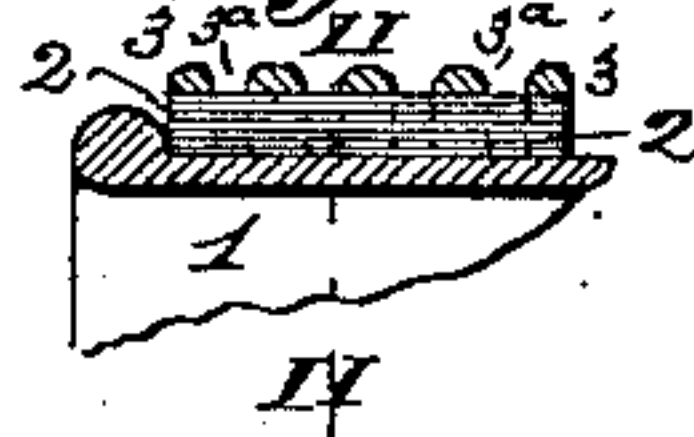


Fig. III



Attest:
George E. Cruise.
S. Cotton

Inventor,

George O. Rogers.

By *Knight & Bros.*
Attys.

UNITED STATES PATENT OFFICE.

GEORGE O. ROGERS, OF ST. LOUIS, MISSOURI.

THIMBLE.

SPECIFICATION forming part of Letters Patent No. 458,499, dated August 25, 1891.

Application filed May 2, 1891. Serial No. 391,413. (No model.)

To all whom it may concern:

Be it known that I, GEORGE O. ROGERS, of the city of St. Louis, in the State of Missouri, have invented a certain new and useful Improvement in Thread-Cutting Attachments for Thimbles, of which the following is a full, clear, and exact description, reference being had to the accompanying drawings, forming part of this specification.

My invention relates to a thread-cutting attachment for sewing-thimbles, consisting of a knife permanently fixed to the body of the thimble lengthwise of the latter and projecting therefrom and two or more transverse crescent-shaped ribs extending across the knife and also permanently fixed to the body of the thimble, providing a guard to the knife, and one or more grooves to admit the thread to the cutting-edge of the knife, as herein-
after described.

Figure I is a perspective view of a thimble having my thread-cutting attachment. Fig. II is a transverse section of the same, taken at II II, Fig. III. Fig. III is a detail longitudinal section taken at III III, Fig. II.

1 is the thimble, of any suitable form or material.

2 is the steel knife extending lengthwise of and projecting outward from the thimble.

3 is a guard having a number of crescent-shaped ribs crosswise of the knife and extending outside the edge of the knife, so as to prevent the accidental contact of any object

with the knife. The slots or grooves 3^a between the ribs are wide enough to admit the largest thread used by the operator, so that the thread being drawn over the shield will enter one of the grooves and be cut by the knife. I prefer to have a number of these grooves, as shown, so that the thread may enter one of them without precision being required as to the position of the thread; but the principle of the invention will be present as fully if the guard is provided with only one thread-groove 3^a. The guard-ribs may be connected only by means of the body of the thimble, as shown, or the grooves 3^a may be made shallower, so as not to extend to the body of the thimble, as indicated by dotted lines in Fig. II.

I claim as my invention—

The combination, with a sewing-thimble, of a knife extending lengthwise of, projecting from, and permanently fixed to the body of the thimble and two or more transverse crescent-shaped ribs extending across the knife and also permanently fixed to the body of the thimble, providing a guard to the knife, and also one or more grooves to admit the thread to the cutting-edge of the knife, substantially as described.

GEORGE O. ROGERS.

Witnesses:

SAML. KNIGHT,
BENJN. A. KNIGHT.