

(No Model.)

W. S. KILLINGSWORTH.
GIN SAW GUARD.

No. 458,466.

Patented Aug. 25, 1891.

Fig. 1.

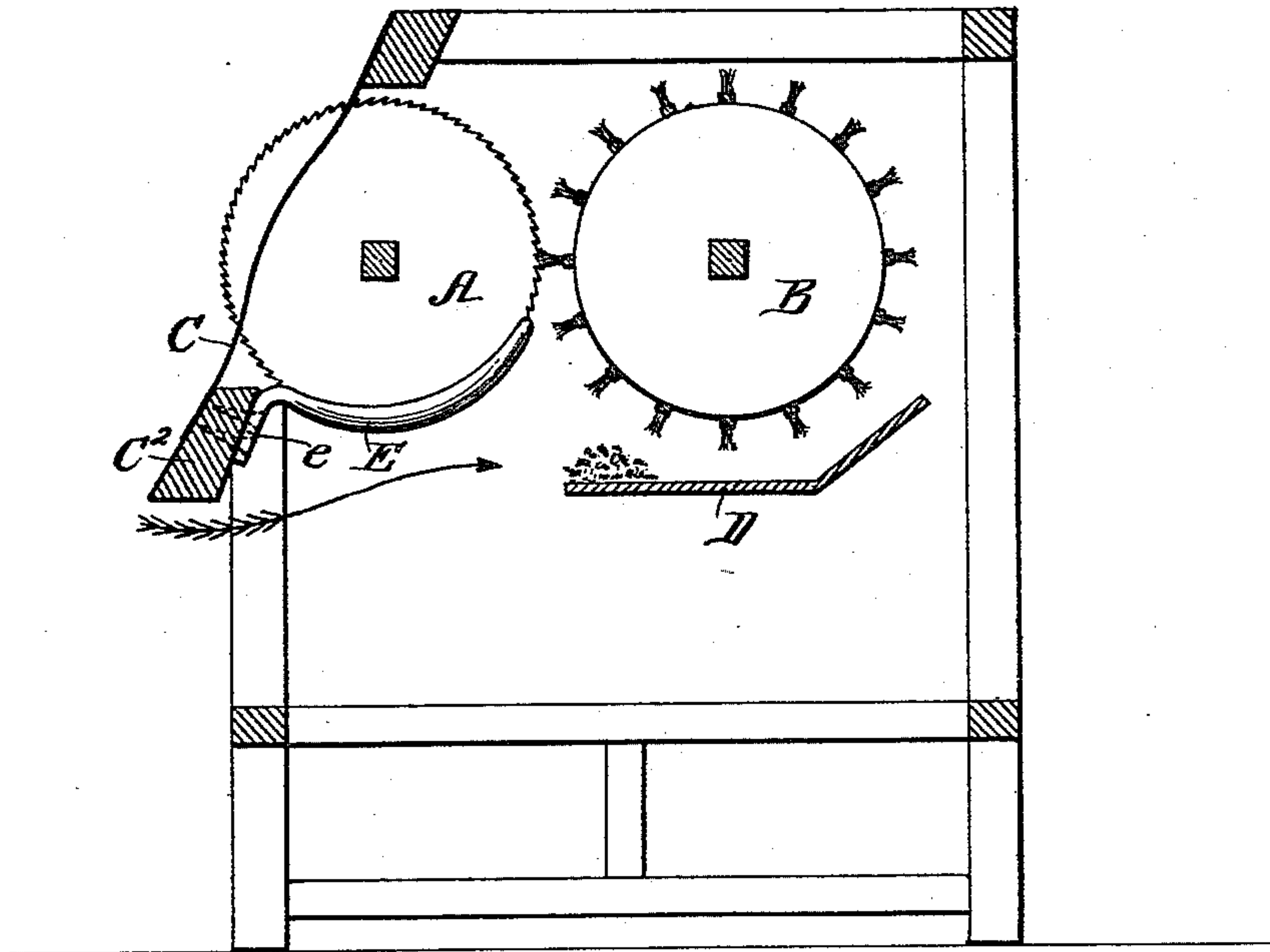


Fig. 2.

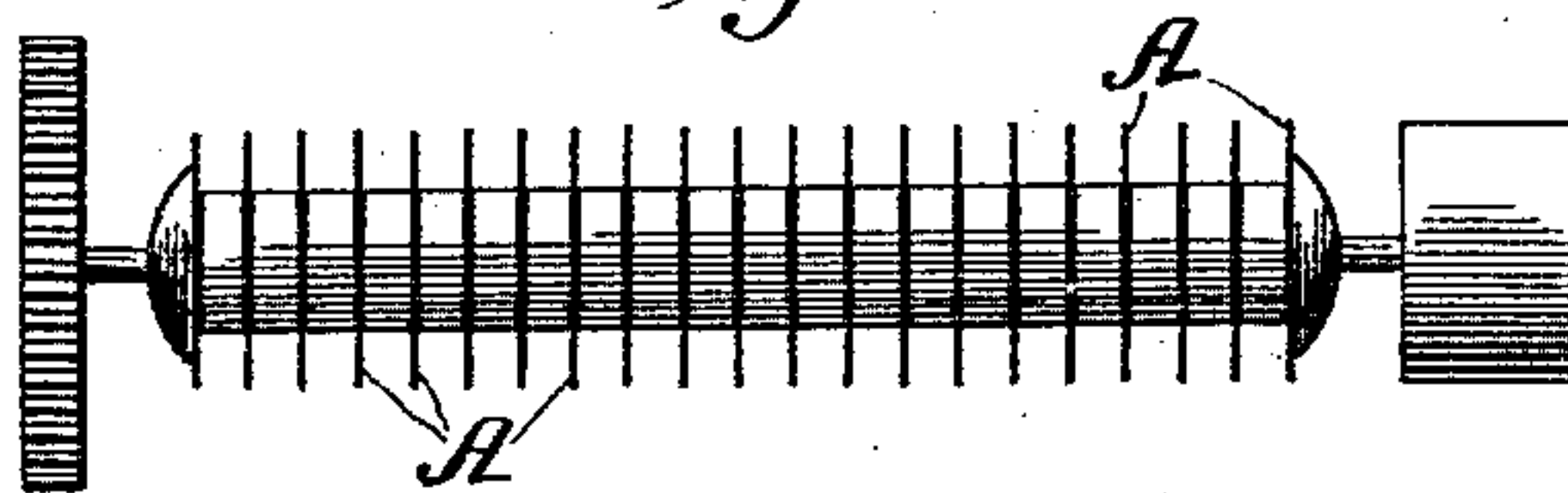
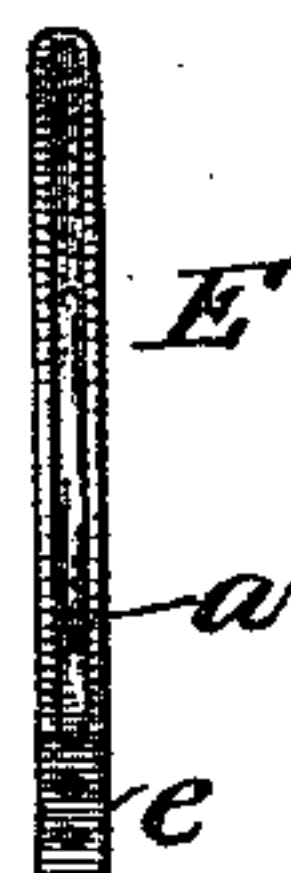


Fig. 3.



Fig. 4.



WITNESSES:

W. D. Blondel
Edw. W. Byrne.

INVENTOR:

Wiley S. Killingsworth.

BY

Munn & Co.

ATTORNEYS

UNITED STATES PATENT OFFICE.

WILEY S. KILLINGSWORTH, OF LAURENS, SOUTH CAROLINA, ASSIGNOR TO
BESSIE VANCE KILLINGSWORTH, OF SAME PLACE.

GIN-SAW GUARD.

SPECIFICATION forming part of Letters Patent No. 458,466, dated August 25, 1891.

Application filed May 21, 1891. Serial No. 393,653. (No model.)

To all whom it may concern:

Be it known that I, WILEY S. KILLINGSWORTH, residing at Laurens, Laurens county, and State of South Carolina, have invented a new and useful Improvement in Gin-Saw Guards, of which the following is a specification.

The object of my invention is to provide a set of guards to cover that portion of the periphery of the saws between the gin-ribs and the brush at the lower side of the saws to protect the hand and arm of the operator from laceration by accidental contact with the saws. In adjusting the mote-board, which lies beneath the brush, it is customary to reach under the breast of the gin with the hand to pull the mote-board forward or push it back, and as the dangerous saws are obscured or concealed from view accidents frequently happen from accidental contact with the saws of the hand or arm, producing serious and dangerous wounds. This liability is greatly increased by the blast of air from the brush and saws, which blast entering the sleeve of the operator puffs it up, bringing it in contact with the saws and drawing the arm or hand into contact with the same, even when the actual position of the arm and hand is some distance away.

The invention consists in separate grooved guard-fingers mounted rigidly upon the cross-bar of the frame-work below the saws and extending up around the lower portion of the saws, as hereinafter shown and described.

Figure 1 is a vertical sectional view taken through that portion of the gin containing the saws and brush. Fig. 2 is a side view of the gang of saws. Fig. 3 is a side view of one of the guard-fingers in detail, and Fig. 4 is a front view of the same.

In the drawings, A represents the saws of the gin. B is the brush; C, the gin-ribs; D, the adjustable mote-board, and E is the saw-guard. This consists of a curved finger extending about one-third the way around the periphery of the saw and having an offset *e* at one end, provided with screw-holes, by which it is firmly attached to the cross-bar

C², to which the lower ends of the gin-ribs are fastened. These fingers are screwed upon the opposite side of the cross-bar from the gin-ribs and extend inwardly under the saws to a point just below the tangential point of the brush. These fingers are grooved or hollowed out upon their concave sides to form troughs to receive the saw-teeth, and at the bottom of the lower end of the trough is a small hole *a* to allow grains of sand or other particles to drop out without accumulating and clogging the saws. These fingers are adjusted beneath the saws, one for each saw, and they are spaced a little distance apart, so as to allow motes, particles of sand, &c., to drop down between them. Now when the hand of the operator is inserted beneath the cross-bar C² to adjust the mote-board D the hand follows the course of the arrow and is entirely protected from abrasion or laceration by the saws by reason of the guards E.

The guard-fingers are made cheaply of cast-iron, and as there is but one form of pattern their construction is inexpensive and their application universal to all gins without reference to the number of saws, a gin with a large number of saws simply requiring a large number of guard-fingers of the same construction.

I am aware of the fact that a single guard-plate has been adjusted to the gin-saws so as to extend across them all; but this form of guard requires to be specially made for each width of gin. My invention is distinctive in the fact that the guard is a curved and grooved finger, one of which is applied to each individual saw, with the advantages above described.

Having thus described my invention, what I claim, and desire to secure by Letters Patent, is—

1. A guard for a gin-saw, consisting of a curved finger having a groove in its concave side and an offset *e* for attaching it to its support, substantially as shown and described.

2. A gin having circular saws, with an independent guard-finger for each saw extending from the lower cross-bar of the rib-frame

d the periphery of the saw toward the
substantially as shown and described.
The combination, with the circular saws
otton-gin, of a series of grooved and
d guard-fingers secured to the lower
bar of the ribs and extending around
wer periphery of the saws toward the

brush, substantially as and for the purpose
described.

WILEY S. KILLINGSWORTH.

Witnesses:

RICHD. V. JELLIEVE,
B. R. MILAM.