

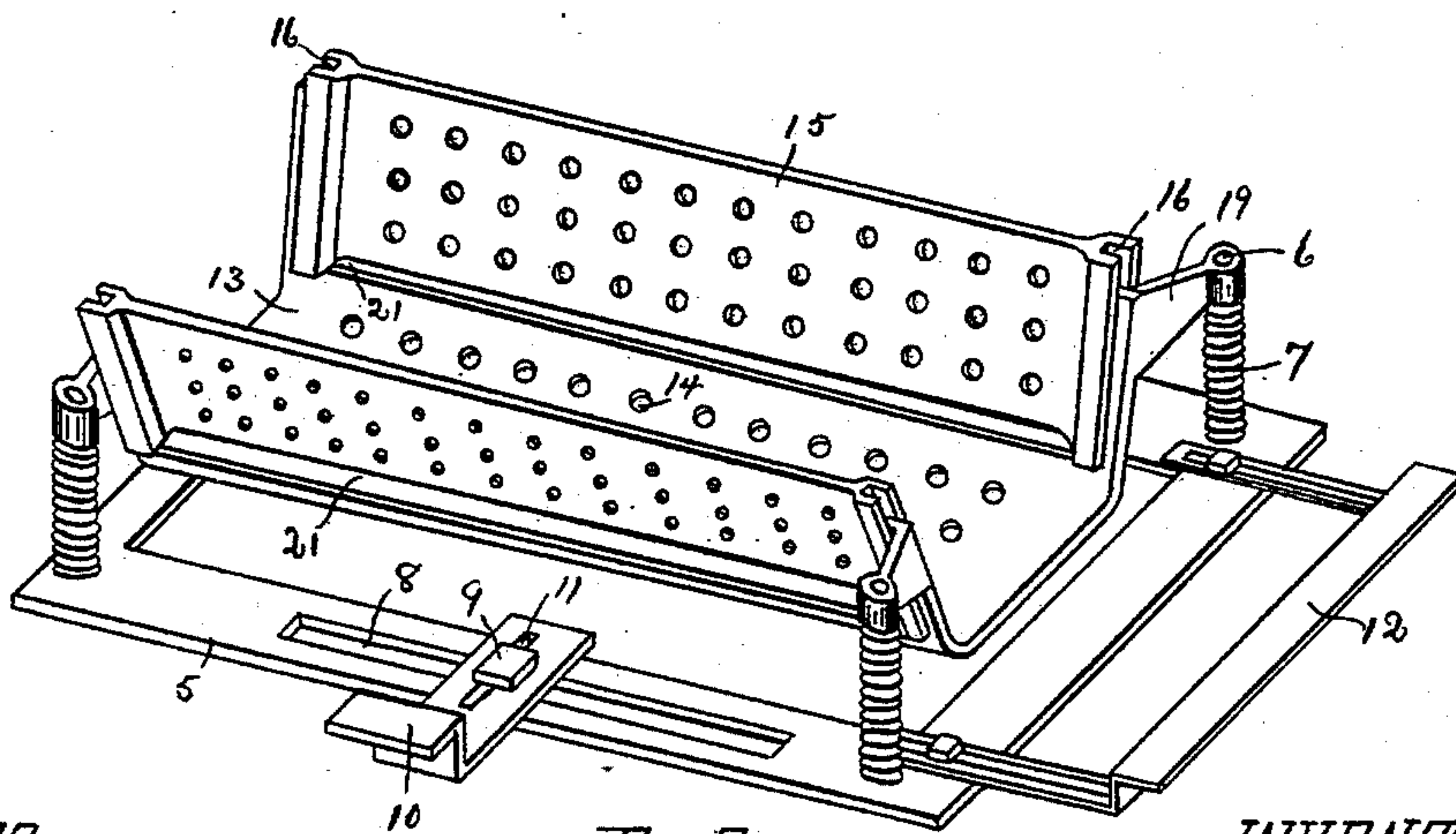
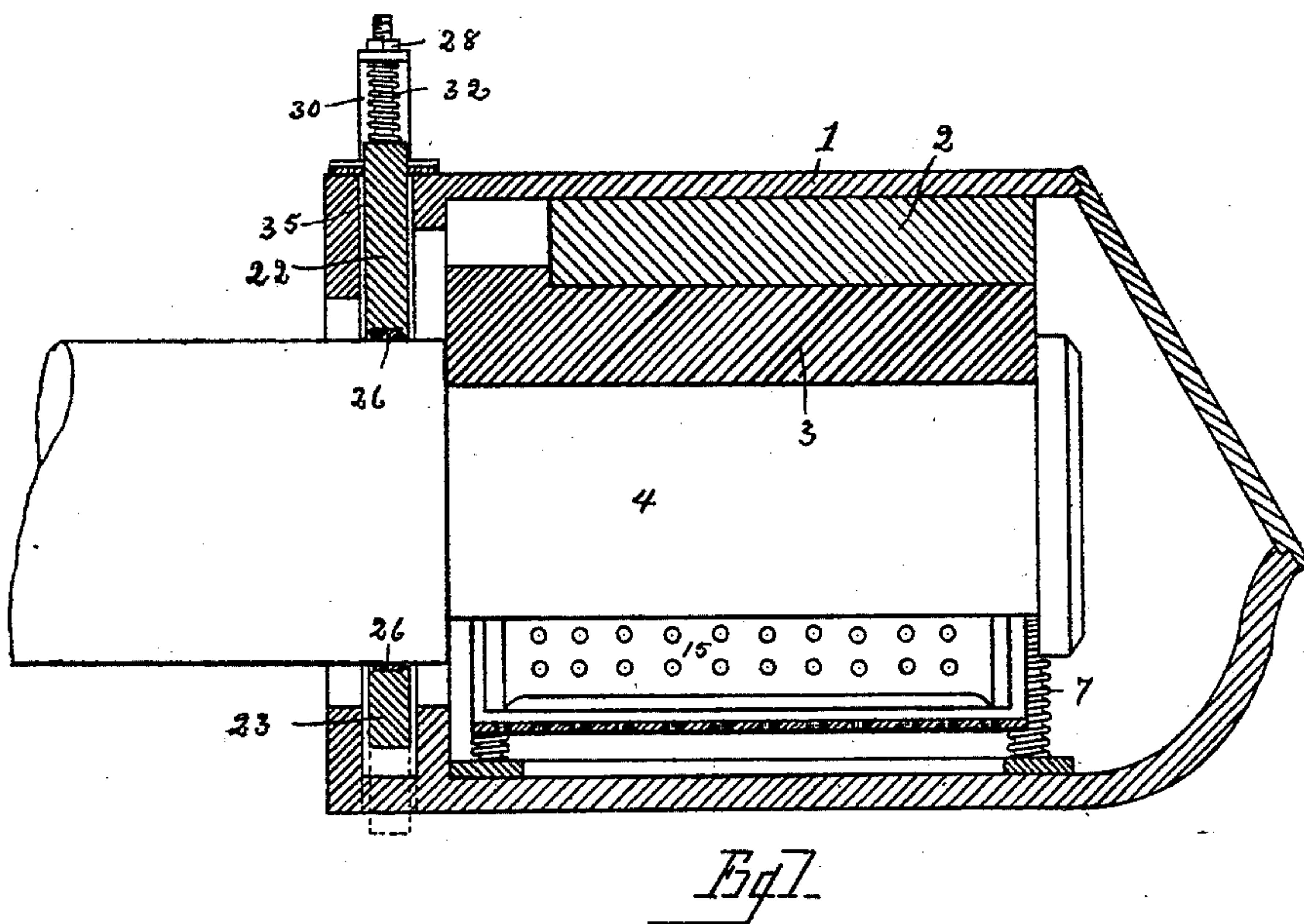
(No Model.)

2 Sheets—Sheet 1.

F. B. HARRISON.
CAR AXLE BOX ATTACHMENT.

No. 458,364.

Patented Aug. 25, 1891.



WITNESSES

Charles J. Webster

Re W. Elliott

Fig. 2

INVENTOR

Frank B. Harrison
By Myers & Webster
Attys

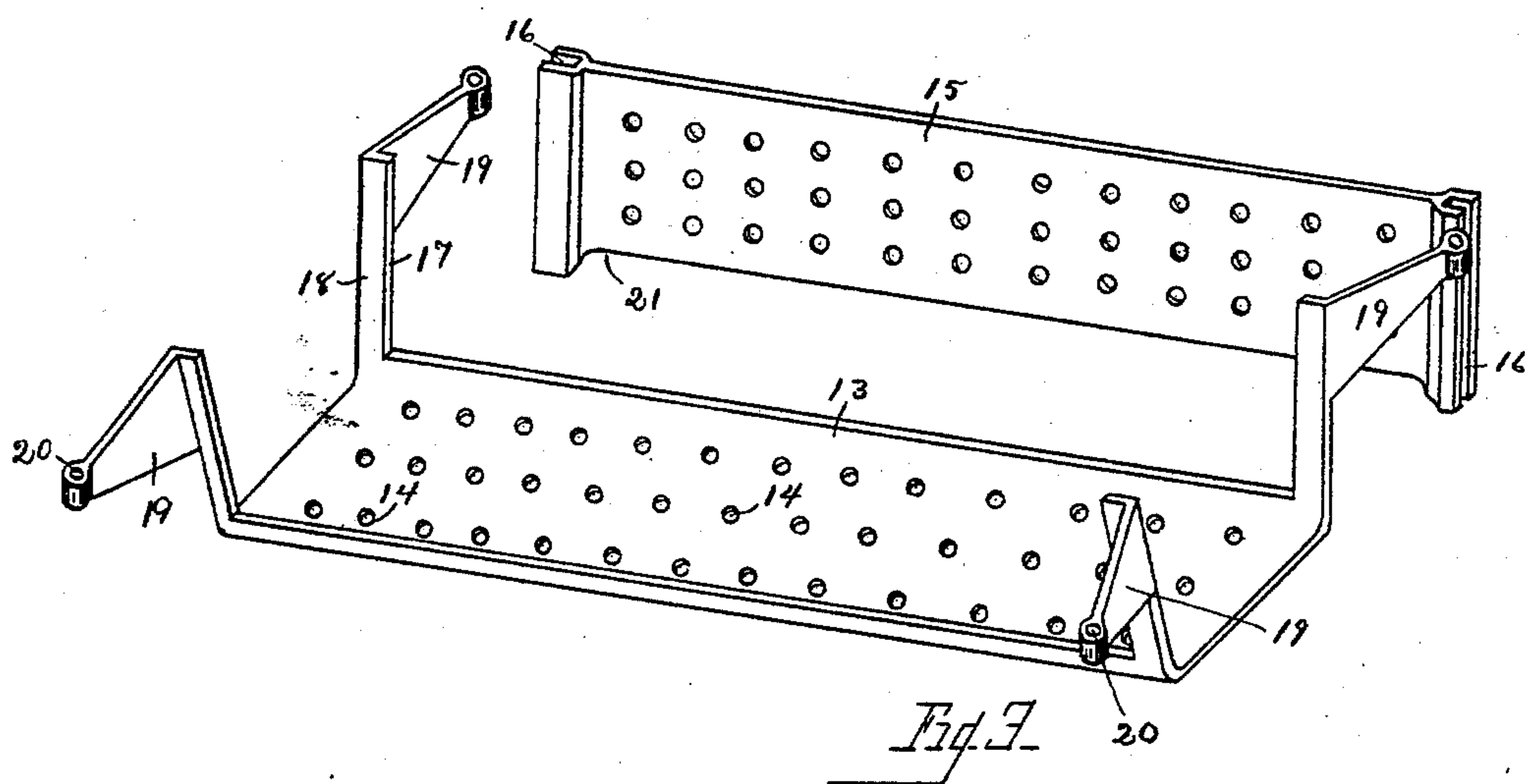
(No Model.)

2 Sheets—Sheet 2.

F. B. HARRISON.
CAR AXLE BOX ATTACHMENT.

No. 458,364.

Patented Aug. 25, 1891.



WITNESSES

Cornelius J. Webster
Reuben E. Smith

INVENTOR
Frank B. Harrison
By *Myers & Webster*
Attys

UNITED STATES PATENT OFFICE.

FRANK B. HARRISON, OF TOLEDO, OHIO.

CAR-AXLE-BOX ATTACHMENT.

SPECIFICATION forming part of Letters Patent No. 458,364, dated August 25, 1891.

Application filed September 27, 1890. Serial No. 366,332. (No model.)

To all whom it may concern:

Be it known that I, FRANK B. HARRISON, of Toledo, county of Lucas, and State of Ohio, have invented certain new and useful Improvements in Car-Axle-Box Attachments; and I do hereby declare that the following is a full, clear, and exact description of the invention, which will enable others skilled in the art to which it appertains to make and use the same, reference being had to the accompanying drawings, and to the letters of reference marked thereon, which form a part of this specification.

This invention relates to car-axle-box attachments.

The object of the invention is to produce a waste-holder which shall be so constructed as to admit of its being inserted beneath the journal without removing the box.

A further object is to produce a waste-holder having means for keeping it in perfect horizontal alignment with the axle.

A further object is to produce a waste-holder which may be adjusted to fit any-sized box.

A further object is to produce a waste-holder of a construction which shall insure a perfect capillary feed of the oil to the journal; and a final object is to produce a waste-holder which shall be simple of construction, of high efficiency and durability of use, and cheapness of production.

With these objects in view the invention consists, broadly, in the combination of a base, a waste-holder carried thereby, and means for keeping the said waste-holder in perfect alignment with the axle.

The invention further consists in the combination of a base, a waste-holder carried thereby, means for keeping the waste-holder in perfect alignment with the axle, and adjustable slides carried by the base for fitting it to any-sized box.

The invention further consists in the various novel details in construction, as will be hereinafter described in the specification, illustrated in the drawings, and more particularly pointed out in the claims.

In the accompanying drawings, forming part of this specification, and in which like numerals of reference indicate corresponding parts, I have illustrated one form of device

embodying the essential features of my invention, although the same may be carried into effect in other ways without in the least departing from the spirit thereof, and in the drawings—

Figure 1 is a longitudinal sectional view of a car-axle box, showing my improved waste-holder in place therein. Fig. 2 is a perspective view of the waste-holder removed from the box. Fig. 3 is a perspective view, showing the bottom and one of the sides of the waste-holder.

Referring to the drawings, 1 designates the car-axle box, 2 the wedge, 3 the brass, and 4 the journal. As these parts are of the ordinary construction, a further description of them is not deemed necessary. Beneath the journal is located the waste-holder, consisting in part of a rectangular frame 5, each corner of which carries an upwardly-extending projection 6, carrying a coiled spring 7. The sides of the base are slotted, as shown at 8, each of which slots is adapted to be engaged by a bolt 9, carried by a flanged slide 10, which is slotted longitudinally of its length, as shown at 11, so as to admit of its being moved in or out as desired in order to increase or diminish the area of the base, while the slot 8 admits of its being moved to and fro on the base. The object of these slots is to admit of the base being adjusted to fit different sizes of boxes, although in practice they may usually be dispensed with, as most boxes are of uniform standard as to size, but as some do differ it will then be found necessary to use them. The front end of the base is provided with a similar slide 12, which is adapted to be used for the same purpose as those just described.

The waste-holder proper consists of a pan-like structure 13, the bottom of which is provided with a plurality of perforations 14, through which the oil in the box enters to the waste, and perforated sides 15, the ends of which are formed with grooves 16, adapted to engage flanges 17, formed on arms 18 on the bottom or base of the holder. From each of these arms extend projections 19, the ends of which are perforated, as at 20, and are designed to fit upon the projections 6 and bear upon the coiled springs 7, as shown in Fig. 2. If desired, however, the projections 6 and springs 7 may be dispensed with, and in their

place bow-shaped springs may be substituted therefor, one being mounted under each end of the pan and extending transversely across the same. As it is desirable for the oil to have perfectly-free access to the waste at the points where the sides contact with the bottom, they are cut away, as shown at 21, thereby forming a slot extending nearly the entire length of the holder.

Having thus fully described my invention, I will describe the manner of placing it in position beneath the journal. The pan or bottom 13 is first removed from the base, after which the latter is tilted and inserted under the journal. The pan 13 is then similarly inserted, and the openings in the projections 19 are brought into engagement with the projections 6 on the base, and the sides 15 are then slipped into place, after which the packing may be placed in position.

I would distinctly have it understood that I do not limit myself to the exact construction of parts shown herein, but may vary therefrom in carrying my invention into effect.

What I claim is—

1. In a car-axle box, the combination of a base, a sectional waste-holder carried thereby having removable side portions which extend upon each side of the journal, and means for keeping said waste-holder in horizontal alignment with the axle. 30

2. In a car-axle box, a waste-holder consisting of a base and a pan-like perforated structure yieldingly mounted thereon. 35

3. In a car-axle box, a waste-holder consisting of a base and a pan-like perforated structure having removable sides mounted on said base.

4. In a car-axle box, a waste-holder consisting of a base having upwardly-extending projections and a pan-like perforated structure having arms adapted to engage said projections. 40

In testimony that I claim the foregoing as my own I hereby affix my signature in presence of two witnesses. 45

FRANK B. HARRISON.

Witnesses:

WILLIAM WEBSTER,
R. M. ELLIOTT.