

(No Model.)

P. M. BARNES.
DASH BOARD.

No. 458,213.

Patented Aug. 25, 1891.

Fig.1

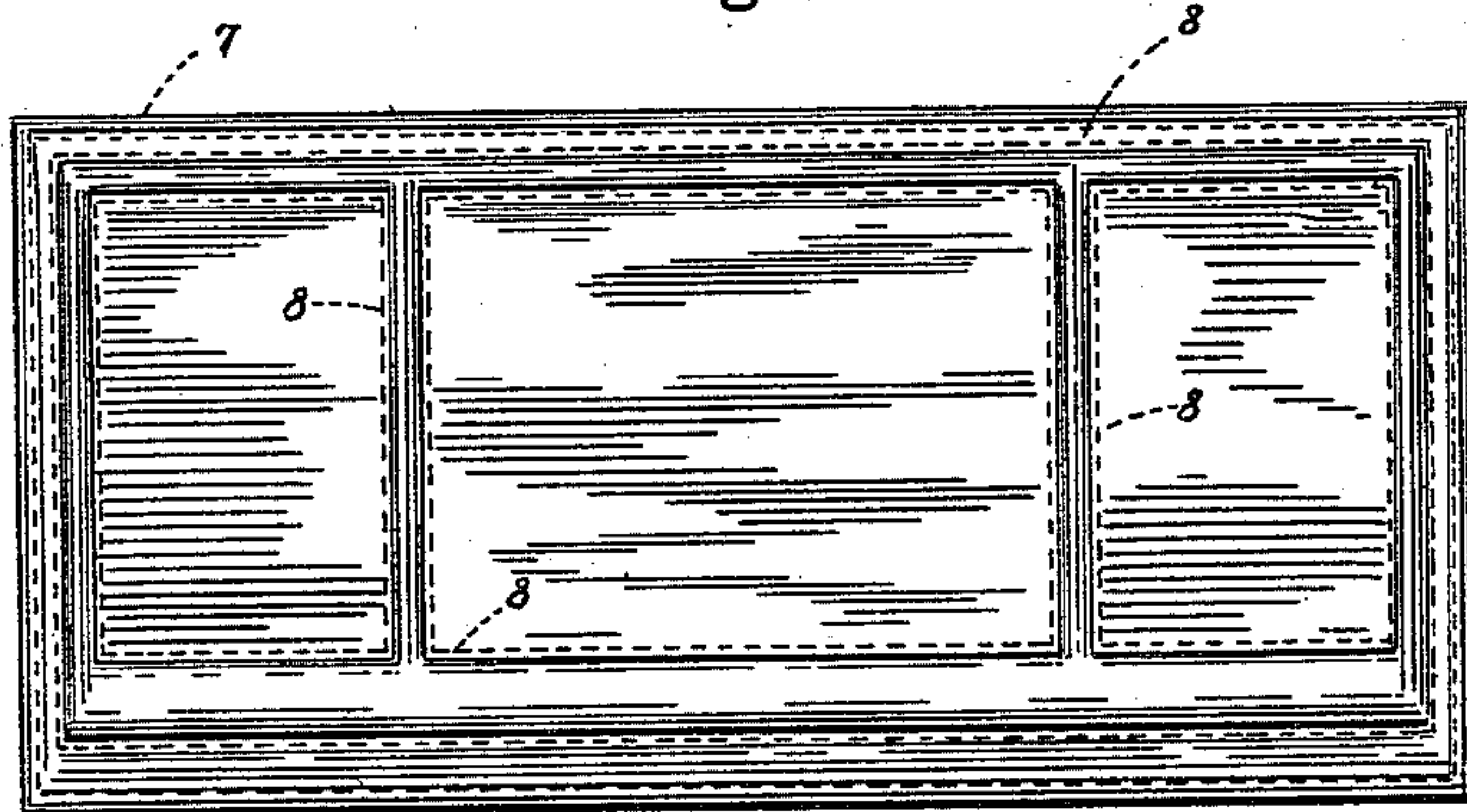


Fig.2

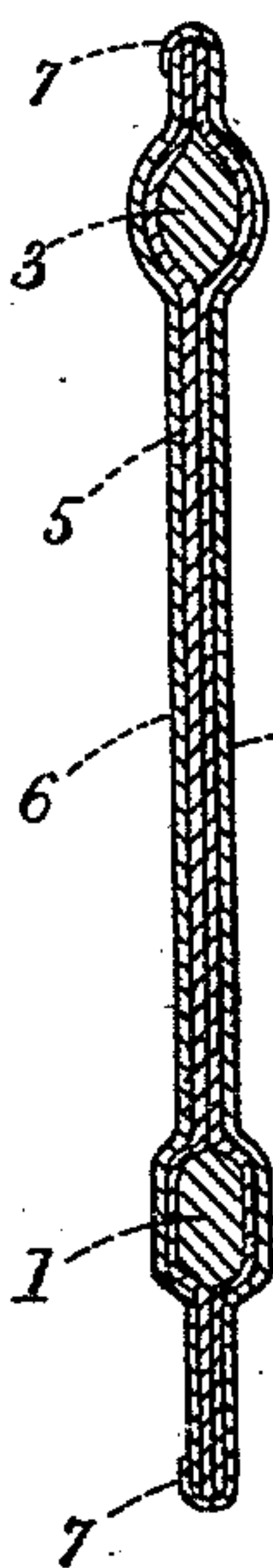


Fig.3.

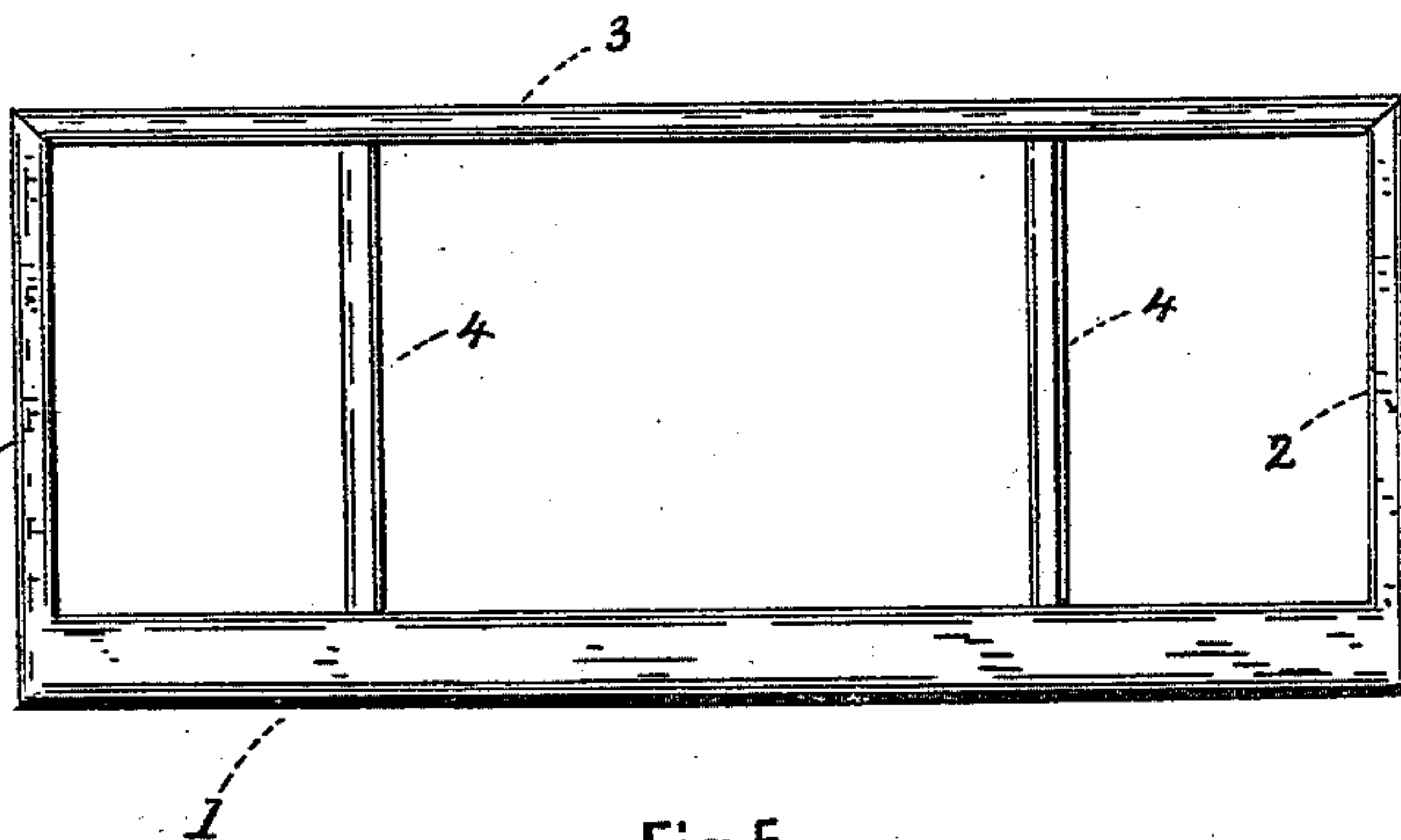


Fig.4.

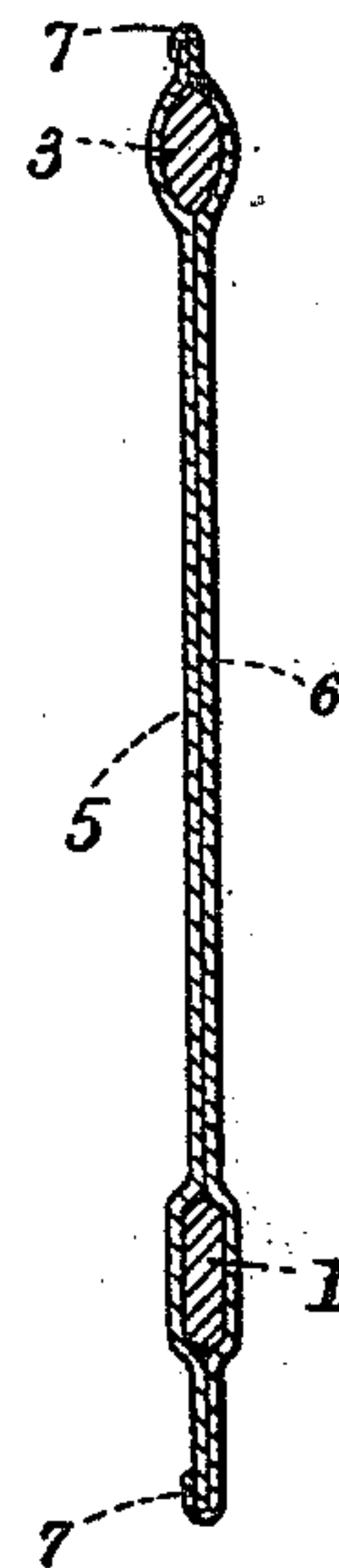



Fig.5.



Witnesses.

Abel T. Barnes.
J. M. Caldwell.

Philo M. Barnes Inventor.
By *James Sangster.*
Attorney

UNITED STATES PATENT OFFICE.

PHILO M. BARNES, OF LOCKPORT, NEW YORK.

DASH-BOARD.

SPECIFICATION forming part of Letters Patent No. 458,213, dated August 25, 1891.

Application filed March 14, 1891. Serial No. 384,986. (No model.)

To all whom it may concern:

Be it known that I, PHILO M. BARNES, a citizen of the United States, residing in Lockport, in the county of Niagara and State of New York, have invented certain new and useful Improvements in Dashes and Fenders, of which the following is a specification.

My invention consists in certain improvements in dashes or fenders for vehicles, whereby they are more cheaply made and are strong and durable, all of which will be fully and clearly hereinafter described and claimed, reference being had to the accompanying drawings, in which—

Figure 1 is a front elevation of a dash-board made in accordance with my invention. Fig. 2 is an enlarged vertical or cross section through a dash-board, showing a covering of sheet metal on both sides. Fig. 3 represents a front elevation of the frame before the covering is put on. Fig. 4 is an enlarged cross-section through a dash-board, showing a slight modification of Fig. 2. Fig. 5 is an edge view of a wheel-fender made in accordance with this invention.

The object of my invention is to provide a dash or fender that is not liable to crack or be otherwise injured by the weather, and to increase its durability.

To accomplish this result I provide a frame consisting of the base part 1 and vertical side pieces 2, all formed in one piece of wrought-iron, and the upper cross-piece 3 and vertical frame-pieces 4 all of wood. Over this frame I place a covering of fibrous material 5, wood fiber or heavy pasteboard, for instance. Outside of this covering I place a covering of sheet metal 6, having the edge 7 turned over, so as to bind all the parts firmly together. If desired, one side only may be of sheet metal and the opposite side of wood fiber, as in Fig. 4. The object of the fiber on one side or in-

side between the two metallic sides 6 is to deaden the sound. After these parts are all put together, as above mentioned, the dash or fender is subjected to a heavy pressure in any suitable press to bring all parts into shape and also to indent an imitation of a row or rows of stitching 8, (see Fig. 1;) but, if desired, the metallic sides may be stamped first and then secured together, as above described. The dash or fender is now provided with a coating of black varnish, paint, or, what is preferable, a coating of baking japan.

This construction makes a very cheap and durable article for the purposes for which it is adapted. It will stand the effects of the weather without cracking, and is consequently much better for the purpose than any fibrous material, that is liable to shrink or swell.

I claim as my invention—

1. In a dash or fender, the combination of an interior supporting-frame consisting of a base portion 1, two upright portions 2, a horizontal cross-bar 3, and upright supporting-bars 4, having a covering of wood fiber on one side, a covering of sheet metal on the opposite side, having its edges overlap the edges of the wood fiber, and a coating of baking-japan over the whole, substantially as described.

2. In a dash or fender, the combination of an interior supporting-frame consisting of the base portion 1 and two upright portions 2, all formed in one piece of metal, and a horizontal cross-piece 3 and upright bars 4, a sheet-metal covering inclosing a non-conducting material on the inside, and an outside covering of baking-japan, substantially as described.

PHILO M. BARNES.

Witnesses;

JAMES SANGSTER,
J. M. CALDWELL.