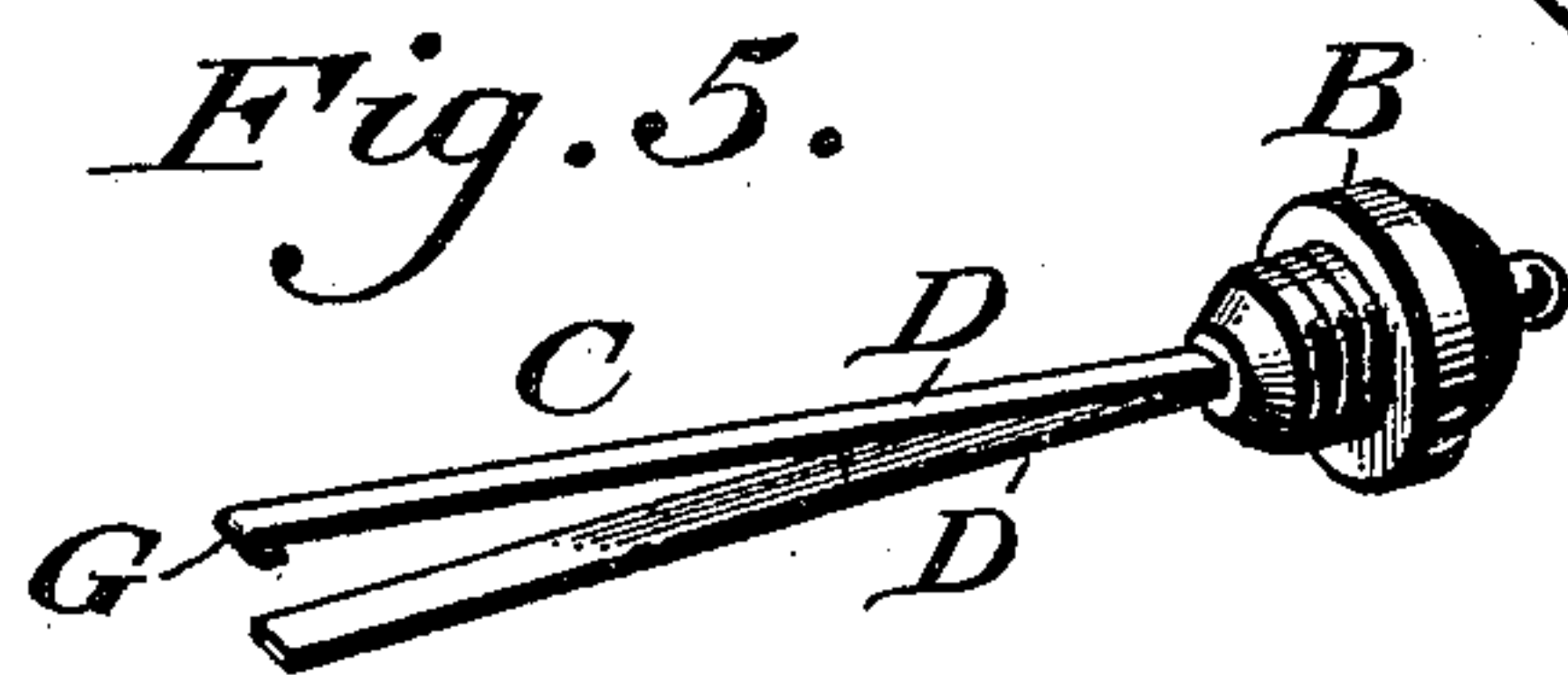

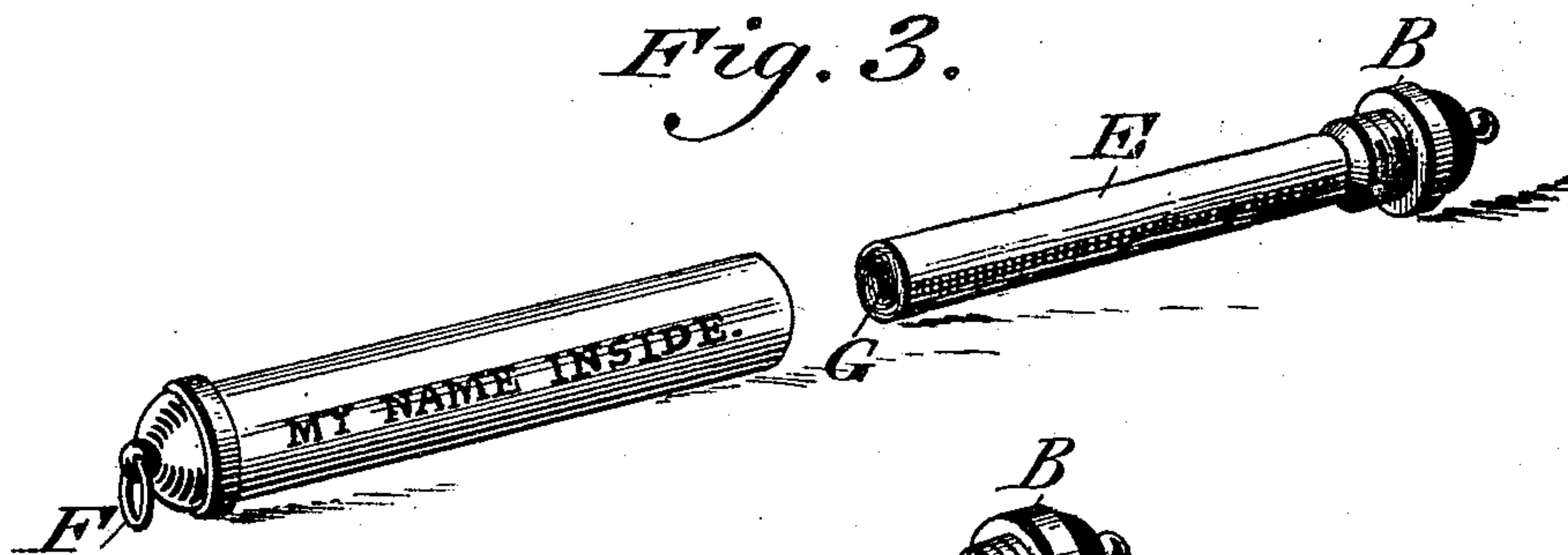
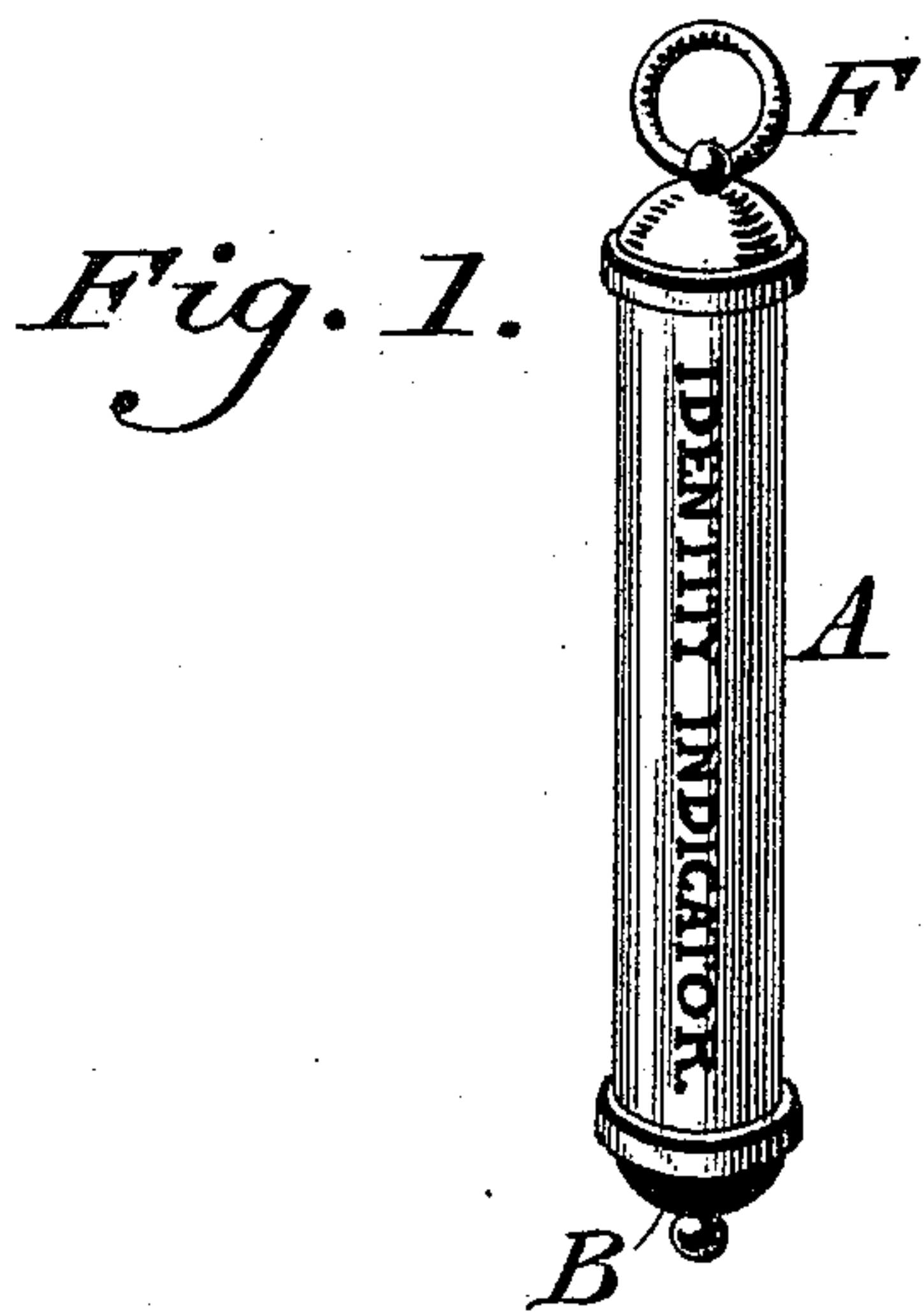


(No Model.)

C. F. GOLDBECK.  
IDENTITY INDICATOR.

No. 458,126.

Patented Aug. 18, 1891.



WITNESSES:

P. H. Chagles.  
L. Douville.

INVENTOR  
Charles F. Goldbeck.  
BY John C. Dierschmidt  
ATTORNEY.

# UNITED STATES PATENT OFFICE.

CHARLES F. GOLDBECK, OF PHILADELPHIA, PENNSYLVANIA, ASSIGNOR TO  
THE IDENTITY INDICATOR COMPANY, LIMITED, OF PENNSYLVANIA.

## IDENTITY-INDICATOR.

**SPECIFICATION** forming part of Letters Patent No. 458,126, dated August 18, 1891.

Application filed November 6, 1890. Serial No. 370,481. (No model.)

*To all whom it may concern:*

Be it known that I, CHARLES F. GOLDBECK, a citizen of the United States, residing in the city and county of Philadelphia, State of Pennsylvania, have invented a new and useful Improvement in Identity-Indicators, which improvement is fully set forth in the following specification and accompanying drawings.

My invention consists of an identity-indicator formed of a casing or tube and means for holding within the same the piece of material on which the identity-information is recorded.

Figures 1 and 2 represent perspective views of opposite sides of an identity-indicator embodying my invention. Fig. 3 represents a perspective view, the parts being separated. Fig. 4 represents a perspective view of the recording material and holder therefor. Fig. 5 represents a perspective view of the holder in open condition.

Similar letters of reference indicate corresponding parts in the several figures.

Referring to the drawings, A designates a casing or tube, and B designates a plug which is adapted to be screwed into one end of said tube and thus close the same.

C designates a clamp, which is formed of spring-jaws D D, between which the sheet or piece of material E is retained, said clamp being connected with the plug B, which latter thus acts as the handle of the clamp.

The tube is provided with a ring or eye F, whereby the device may be suspended from a watch-chain or other suitable place, and the side of the tube contains the inscriptions "Identity Indicator" and the name inside. On the piece E are lines for placing thereon the name and address of the owner and likewise for the name and address of the person who is to be notified in case of accident or death. In order to prevent the piece from slipping or longitudinal displacement from

the jaws, one of the latter is provided with a lip G, which, when the clamp is closed, is adapted to embrace the end of the other jaw and act as a stop thereat. The jaws D are primarily open, as will be seen in Fig. 5. One end of the piece E is placed between the jaws and the latter are closed, thus clamping said piece, after which the latter is wound on the jaws and the roll inserted in the tube. The plug is then located in position and secured, whereby the tube is closed and the roll retained within the same.

In the event of accident or death, a person noticing the indicator unscrews or withdraws the plug and unrolls the piece E, thus obtaining the information desired to be imparted by the same.

Having thus described my invention, what I claim as new, and desire to secure by Letters Patent, is—

1. An identity-indicator consisting of a casing or tube, a plug with jaws adapted to be inserted in said tube, closing one end of the same, a recording-piece adapted to be held by said jaws, and a lip connected with one of said jaws for holding said recording-piece in place, said parts being combined substantially as described.

2. In an identity-indicator, a clamp composed of spring-jaws and provided with a plug or handle, one of said jaws having a lip adapted to embrace the end of the other jaw when the clamp is closed, thereby preventing lateral displacement of the recording-piece held thereby, and a tube or case to receive said clamp, the plug of said clamp being inserted in one end of said case, said parts being combined substantially as described.

CHARLES F. GOLDBECK.

Witnesses:

JOHN A. WIEDERSHEIM,  
A. P. JENNINGS.