

(No Model.)

M. A. NORTHRUP.
DEVICE FOR FASTENING BUTTONS.

No. 458,110.

Patented Aug. 18, 1891.

Fig 2.

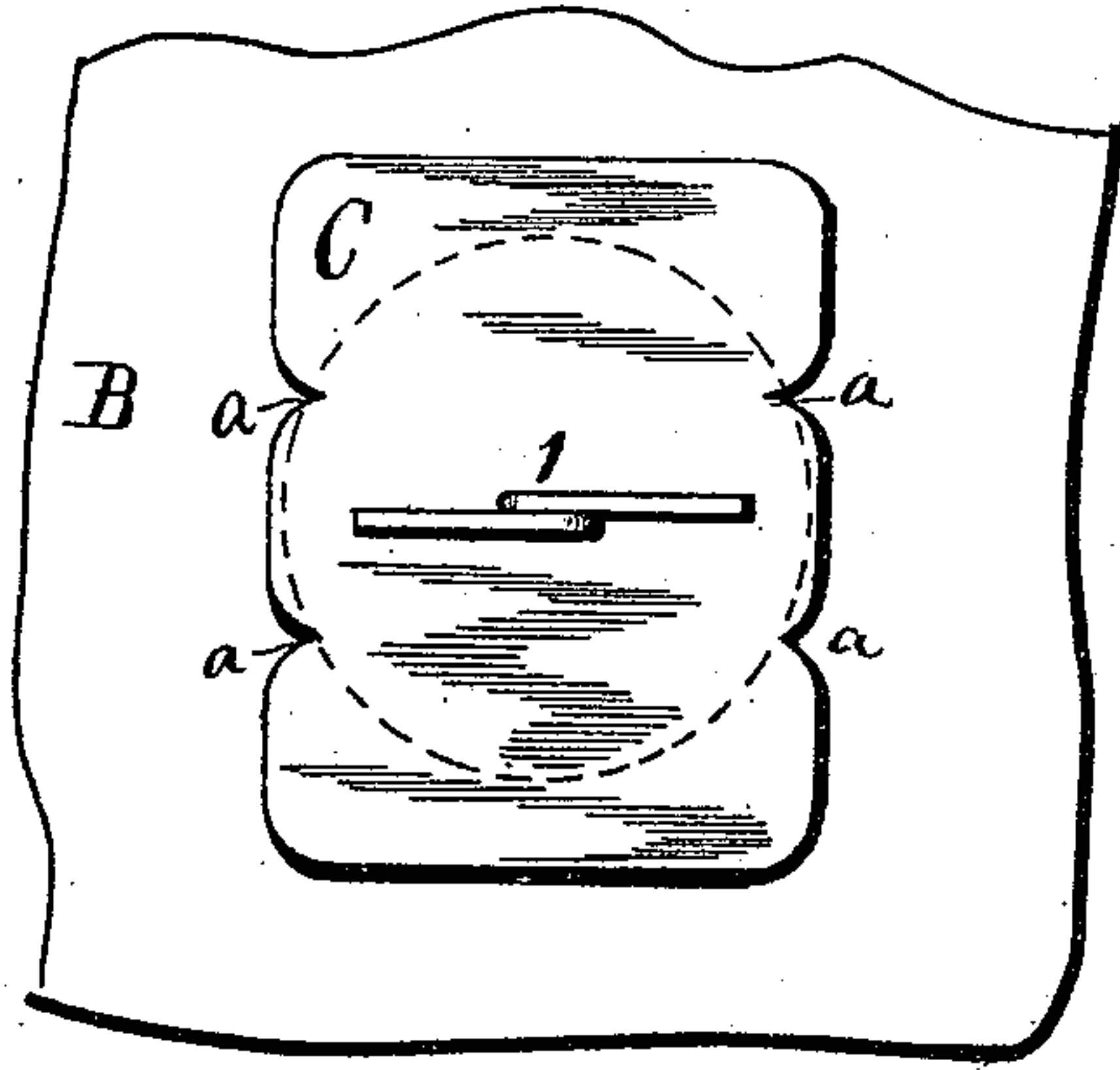


Fig 3.




Fig 1.

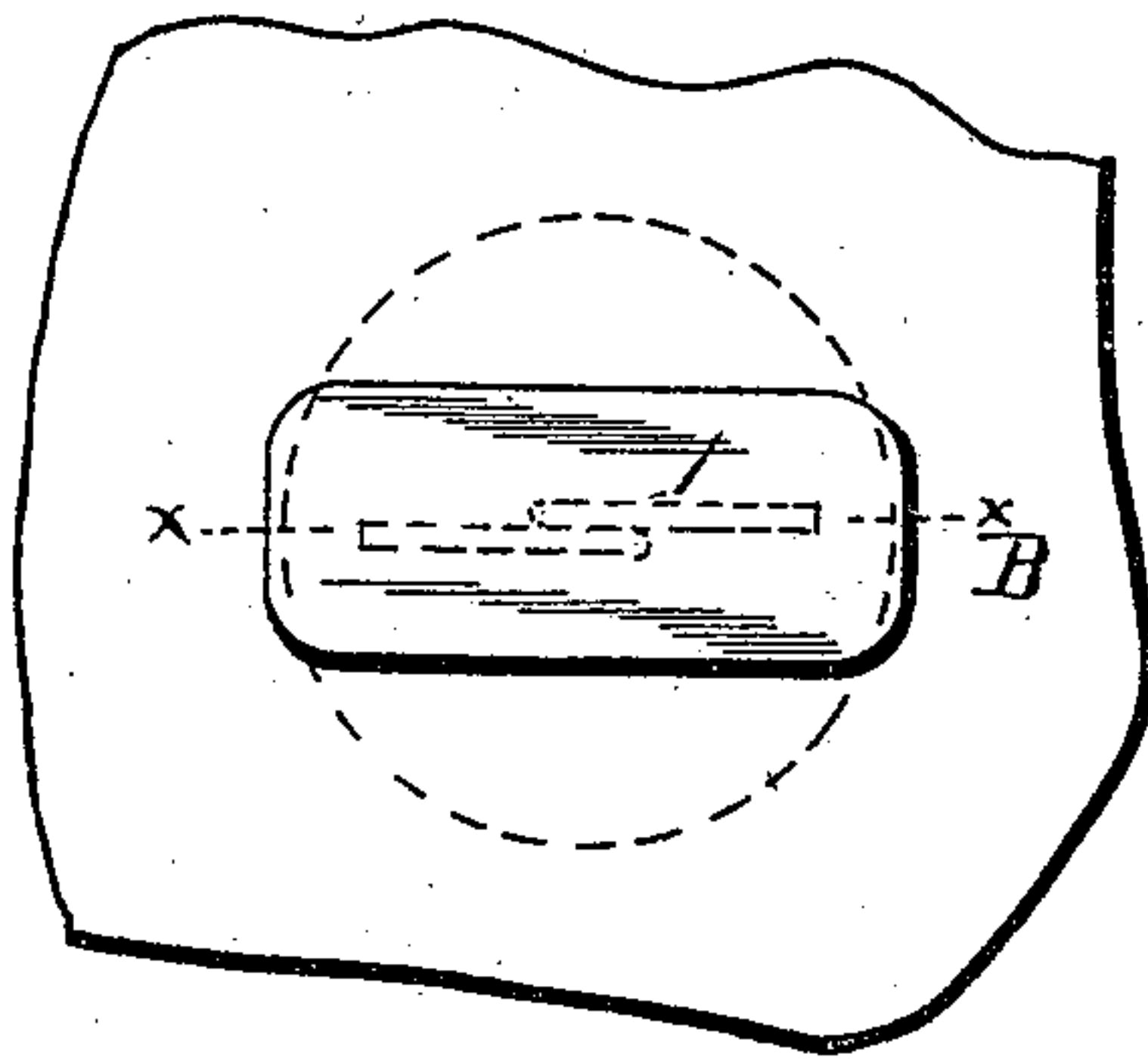


Fig 4.



Fig 5.

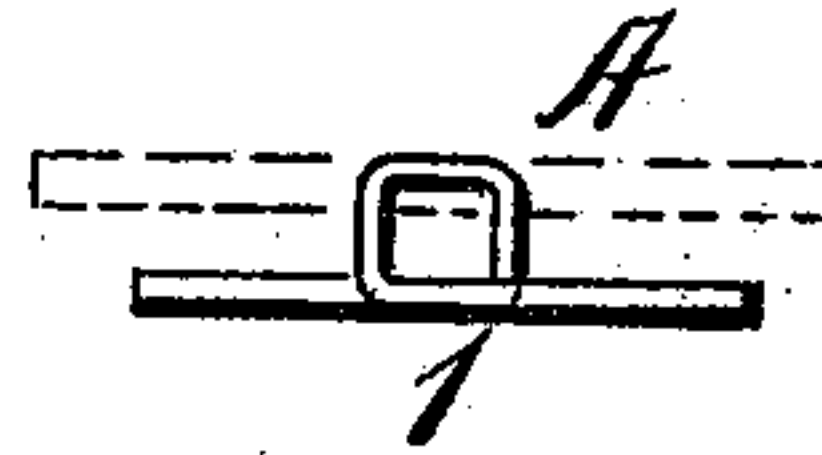


Fig 6.

WITNESSES:

Ella V. Mack
Chas. P. Pond

Mary A. Northrup INVENTOR

BY
Smith & Denison
her ATTORNEYS

UNITED STATES PATENT OFFICE.

MARY A. NORTHRUP, OF KIPP, PENNSYLVANIA.

DEVICE FOR FASTENING BUTTONS.

SPECIFICATION forming part of Letters Patent No. 458,110, dated August 18, 1891.

Application filed June 11, 1890. Serial No. 355,043. (No model.)

To all whom it may concern:

Be it known that I, MARY A. NORTHRUP, of Kipp, in the county of Bradford, in the State of Pennsylvania, have invented new and useful Improvements in Devices for Fastening Buttons, of which the following, taken in connection with the accompanying drawings, is a full, clear, and exact description.

My invention relates to devices for securing and fastening buttons to garments.

My object is to produce a ready means for fastening buttons to garments, cheap, durable in construction, and of great utility.

My invention consists in the several novel features of construction and operation hereinafter described, and which are specifically set forth in the claim hereunto annexed.

It is constructed as follows, reference being had to the accompanying drawings, in which—

Figure 1 is a view of the under side of the garment having a button secured by my device. Fig. 2 is a view of the same with the protecting-sheet unfolded. Fig. 3 is a view of the protecting-sheet open. Fig. 4 is a section on line X X in Fig. 1. Fig. 5 is a view of the button and its wire, looking at it at a point at right angles to line X X in Fig. 1. Fig. 6 is a side view of the same, but showing the button in dotted lines.

A is the button, provided in this case with two eyes; but I do not confine myself to two eyes, as it will be obvious that any greater number may be used with the same effect.

B is a portion of the garment, and C is a protecting-sheet constructed substantially as shown, of rather stiff paper, cambric, or other material, which I place next to the inner face

of the garment and opposite the eyes of the button.

a are the notches cut directly opposite each other in the edges of the protecting-sheet, which permit of its being folded over uniformly.

l is a wire thread passing through the eyes of the button and through the garment and protecting-sheet and having the loop upon the upper side thereof, the ends being bent over onto this protecting-sheet, as shown. This protecting-sheet C is constructed, preferably, as shown, with sufficient width to allow it to be folded over one end upon the other and upon the end of the wire thread, thus forming the twofold purpose of keeping the said ends close down in position, thereby securing the button, and also for the purpose of protecting the other garments from wearing against the rough ends of the wire.

What I claim is—

In a device for securing buttons to garments, the combination, with a button provided with eyes, as set forth, of a fastener consisting of a piece of wire passed through said eyes and garment and through a protecting-sheet and bent down as described, said protecting-sheet being formed with notches *a*, having its sides folded at the notches over the bent ends of the wires and covering the same, as set forth.

In witness whereof I have hereunto set my hand this 24th day of May, 1890.

MARY A. NORTHRUP.

In presence of—

JOHN A. CODDING,
BENJAMIN NORTHRUP.