

(No Model.)

A. F. RANSOM.
CARRIAGE CURTAIN FASTENING.

No. 457,841.

Patented Aug. 18, 1891.

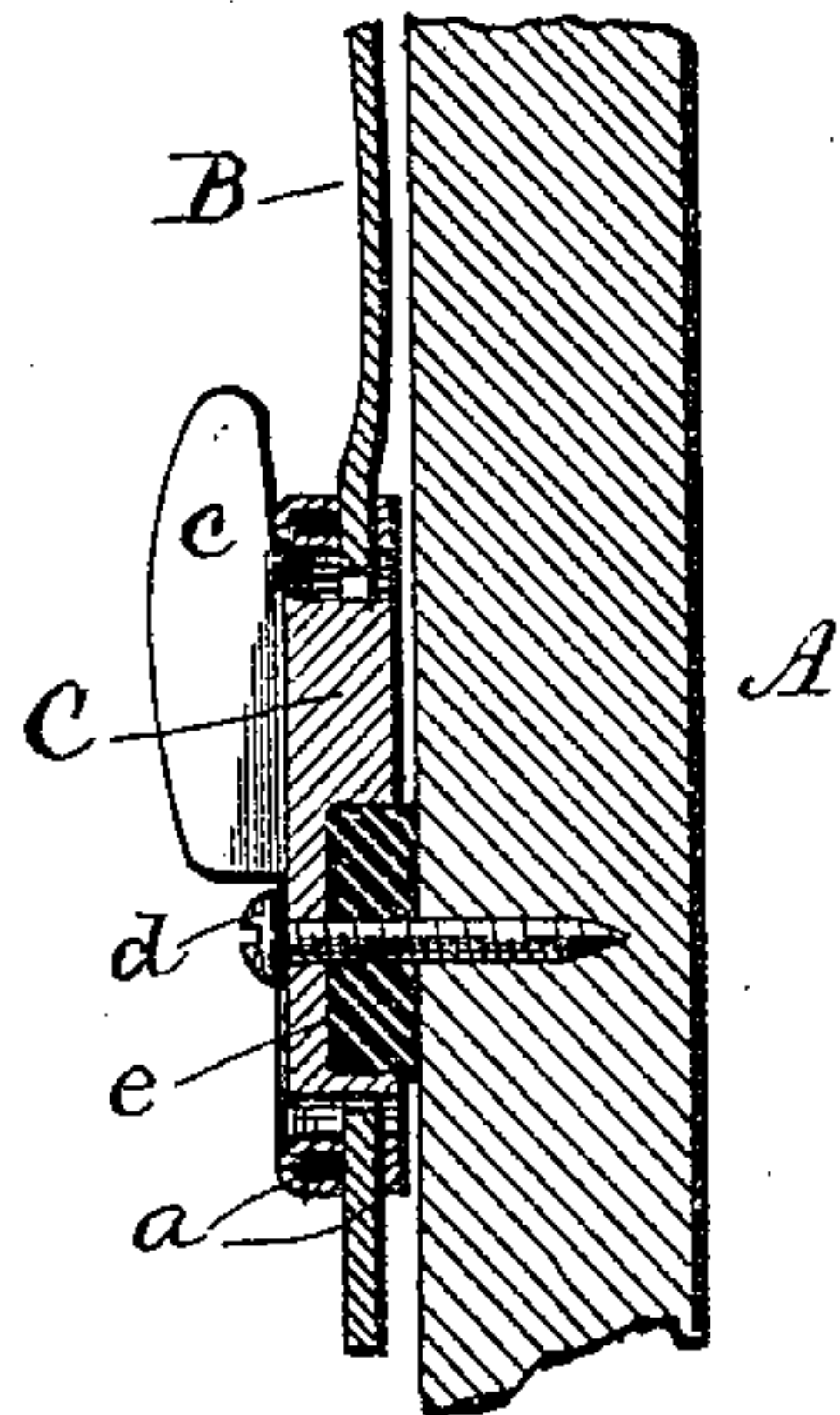


Fig. 1.

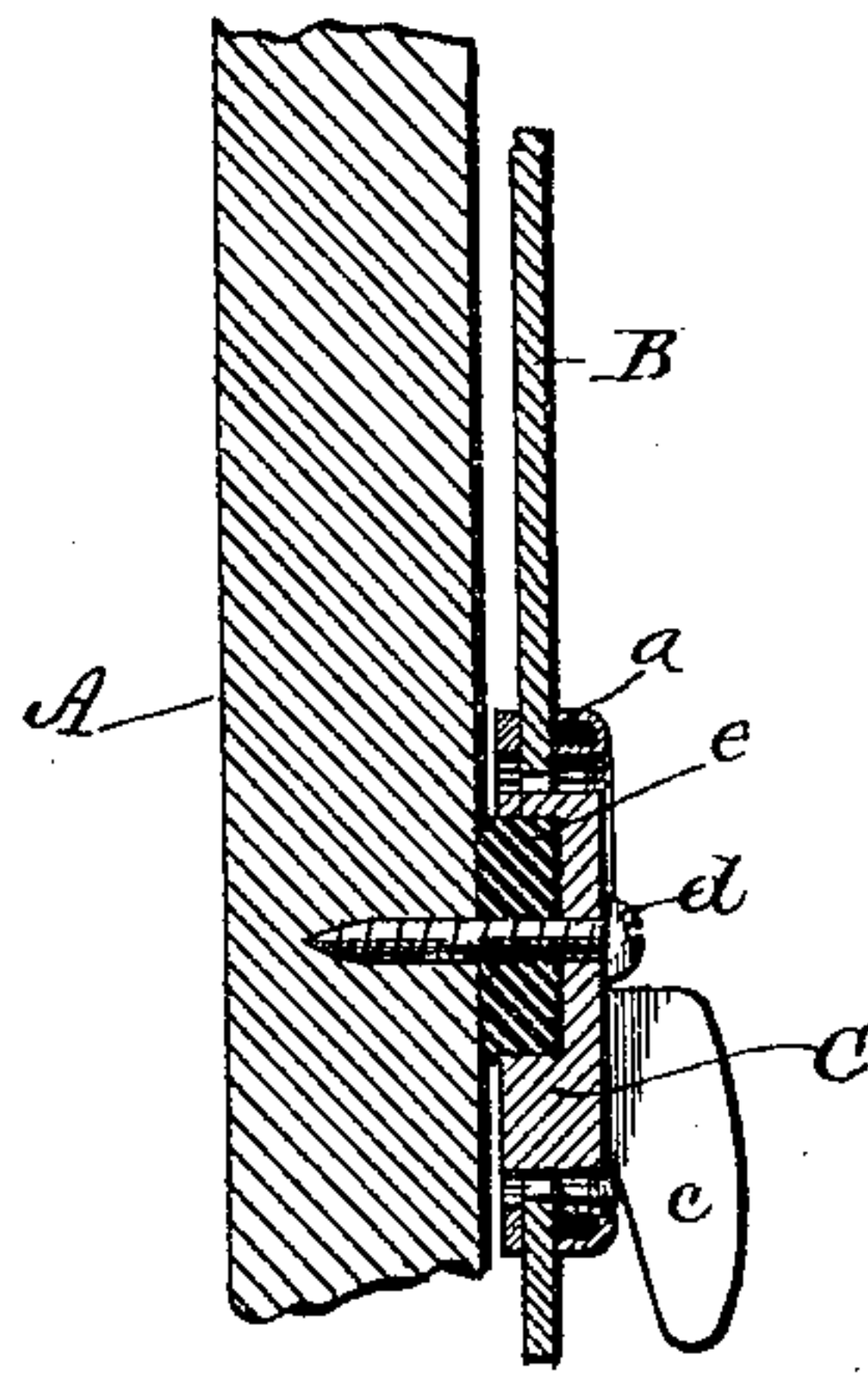


Fig. 2.

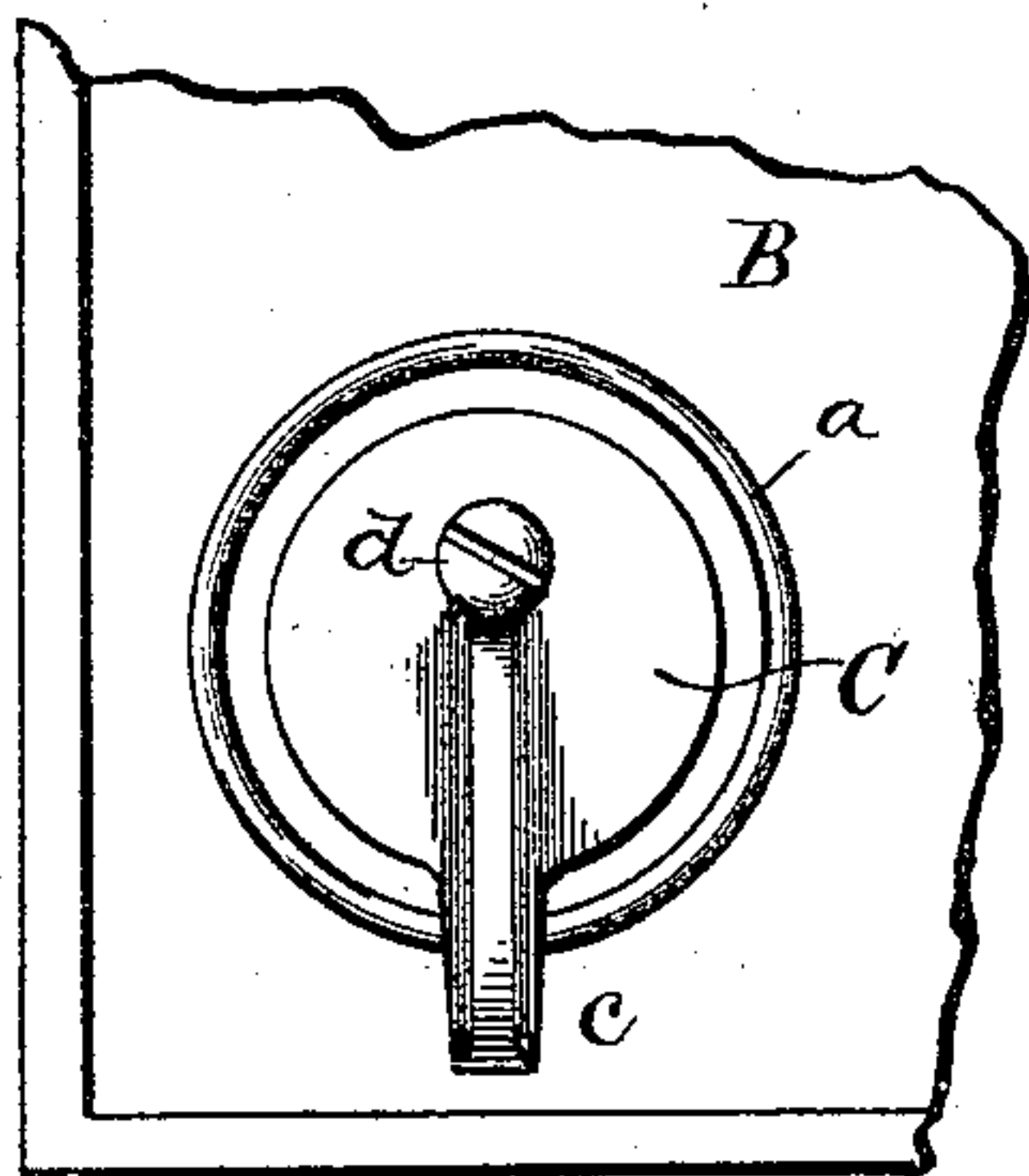


Fig. 3.

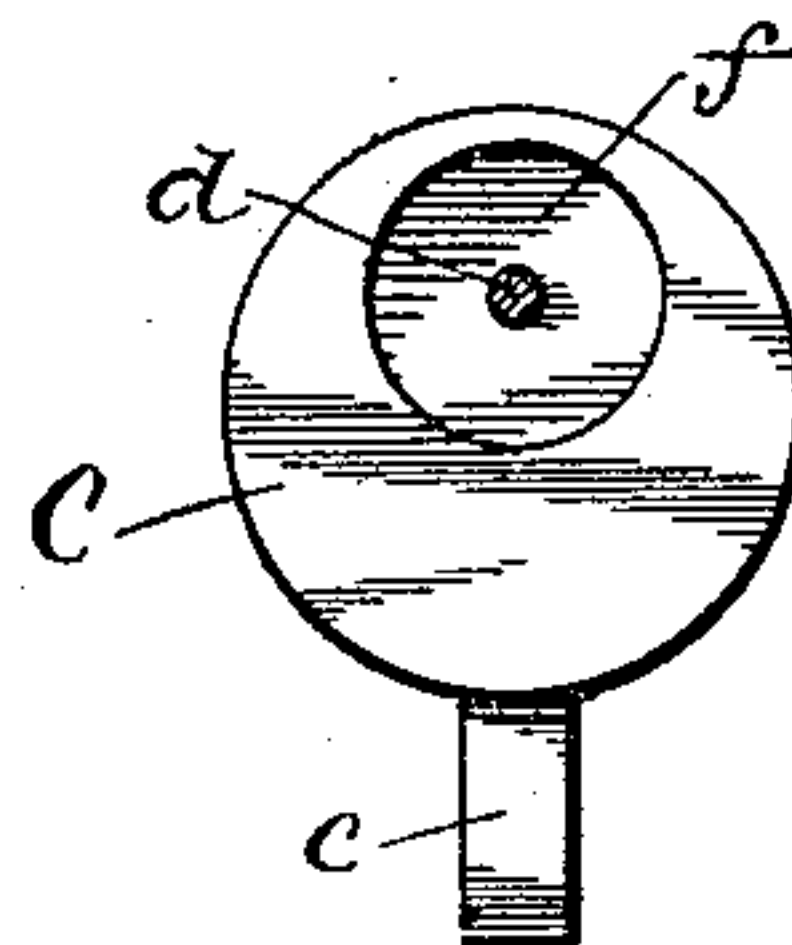


Fig. 4.

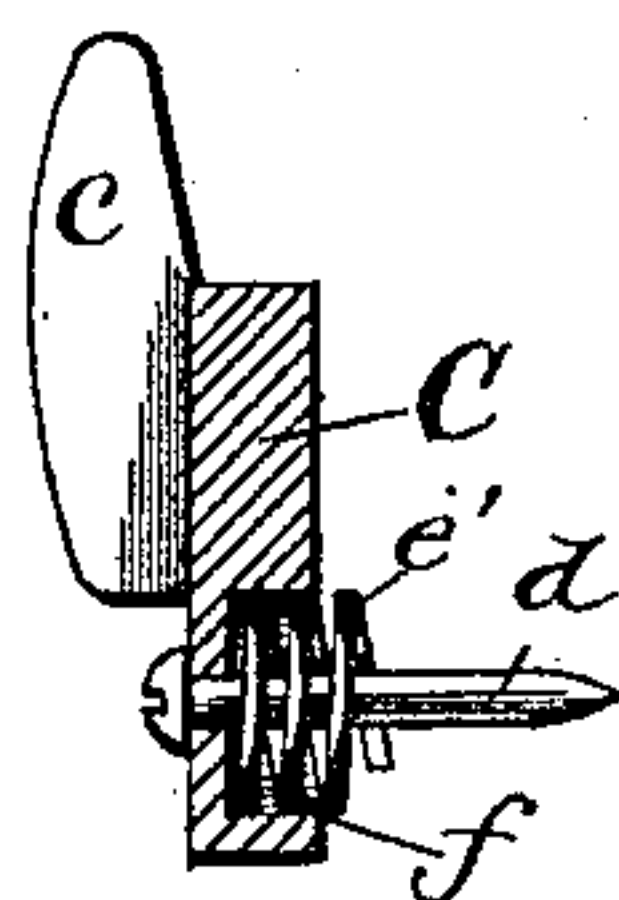


Fig. 5.

Witnesses:
A. V. Cushman,
Robert Emmett,

Inventor:
A. F. Ransom
by Henry Calver
Atty.

UNITED STATES PATENT OFFICE.

ALBERT F. RANSOM, OF BURLINGTON, WISCONSIN.

CARRIAGE-CURTAIN FASTENING.

SPECIFICATION forming part of Letters Patent No. 457,841, dated August 18, 1891.

Application filed November 29, 1890. Serial No. 373,006. (No model.)

To all whom it may concern:

Be it known that I, ALBERT F. RANSOM, a citizen of the United States, residing at Burlington, in the county of Racine and State of Wisconsin, have invented certain new and useful Improvements in Carriage-Curtain Fastenings, of which the following is a specification, reference being had therein to the accompanying drawings.

My invention has for its object to provide a carriage-curtain fastener of such construction that the curtain may be readily fastened and unfastened, which will stretch the curtain tight when the latter is fastened, and which may be reliably depended on to hold the curtain securely.

To this end my improved fastening consists of a pivoted eccentric button provided with a projection to overlap the curtain-eyelet, and preferably furnished with a friction device which will serve to hold said button in any position to which it may be turned. This eccentric button is preferably used in connection with a two-part metallic eyelet secured to the curtain and within which the circular eccentric closely fits.

In the accompanying drawings, Figure 1 is a sectional view of my improved fastening-button in connection with a portion of a curtain, the button being turned to the position in which it is placed when the curtain is to be engaged therewith or disengaged therefrom. Fig. 2 is a similar view showing the button turned to its fastening position. Fig. 3 is a front view of the fastening and a portion of a curtain. Fig. 4 is an under side view of my fastening-button; and Fig. 5 illustrates a slight modification.

A denotes a portion of the wood-work of the carriage, and B a portion of the carriage-curtain, the latter being provided near its edges with two-part metallic eyelets *a*, such as have long been used to surround the ordinary button-holes of carriage-curtains.

C denotes the circular body part of my improved fastening-button, the same being provided with a projection *c*, extending beyond its periphery. The said circular button is provided with an eccentric hole through which is passed the securing-screw *d*, which pivotally attaches said button to the frame-work of the carriage. Surrounding said hole on

the under or inner side of the button is a circular recess *f*, which receives a friction device, the purpose of which latter is to hold the button in any position to which it may be turned without requiring the attaching pivot-screw *d* to be driven in so tight as to cause the button to wear against the surface of the wood-work, which would be objectionable for the reason that the button by being frequently turned would soon wear the surface with which it was in contact and would then become loose. This friction device consists, preferably, of a small but rather thick leather washer *e*, fitting the circular recess, the said washer remaining stationary when the button is turned on its pivot-screw *d*. Instead, however, of the friction washer *e*, I might use a small coil-spring *e'*, as shown in Fig. 5, or any other suitable material, might be substituted for leather in making the washer *e*.

In the use of my improved fastening-button the latter is turned to the position denoted in Fig. 1 when the curtain is to be engaged therewith or disengaged therefrom, the projection *c*, which is on the wide part of the eccentric body C, being turned upward, (if the button be located at the bottom of the curtain,) thus slackening the curtain so that the curtain-eyelet may be readily placed over or removed from the body of the button. When the button-eyelet has been placed so as to surround the body of the button the latter is turned to the position denoted in Fig. 2, or with the wide portion of the eccentric body and the projection *c* downward, thereby stretching the curtain tight and securely fastening it, the button being prevented from being accidentally displaced, owing to the pressure thereof against the friction device.

As my improved fastening-buttons may be very cheaply manufactured and easily applied to carriages and are reliable in their operation in that accidental displacement thereof is practically impossible, and as the curtains may be easily fastened or unfastened, and when fastened are drawn smooth and tight, the advantages of my invention will be apparent without further description.

Having thus described my invention, I claim, and desire to secure by Letters Patent—

1. A carriage-curtain fastening consisting of an eccentrically-pivoted circular button provided with a projection extending beyond the periphery of the body thereof and furnished on its under side with a friction device which prevents its accidental displacement.

2. A carriage-curtain fastening consisting of an eccentrically-pivoted circular button provided with a projection extending beyond the periphery of the body thereof and having in its under side a circular recess, combined with a circular friction device placed in said recess to retain the button in any position to which it may be turned while preventing the under face of the button from wearing against the surface of the part to which it is attached.

3. The combination, with a carriage-curtain having a circular metallic eyelet, of an eccentrically-pivoted circular button snugly fitting in said eyelet and provided on the wide side of its eccentric body with a laterally-extending projection, said button having in its un-

der or inner face a circular recess, and a friction device, as a leather washer, placed in said recess.

4. A carriage-curtain fastening consisting of a button having a circular eccentric body C, provided on its wider side with a projection *c*, and having in its under or inner face a circular recess *f*, combined with a pin or screw *d*, on which said button is pivoted, and with a friction washer *e*, located in said recess.

5. A carriage-curtain fastening consisting of a pivoted button having a circular eccentric body C, and a projection *c*, extending beyond the periphery of the body, combined with a carriage-curtain having a circular metallic eyelet in which the said body closely fits.

In testimony whereof I affix my signature in presence of two witnesses.

ALBERT F. RANSOM.

Witnesses:

E. E. MILLS,

HATTIE M. BUELL.