

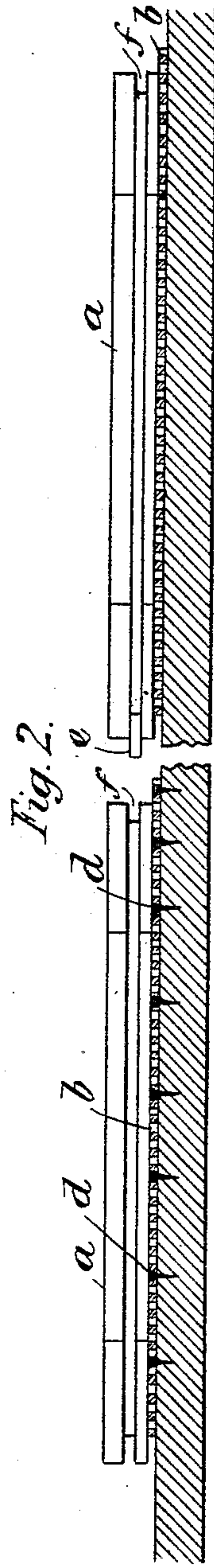
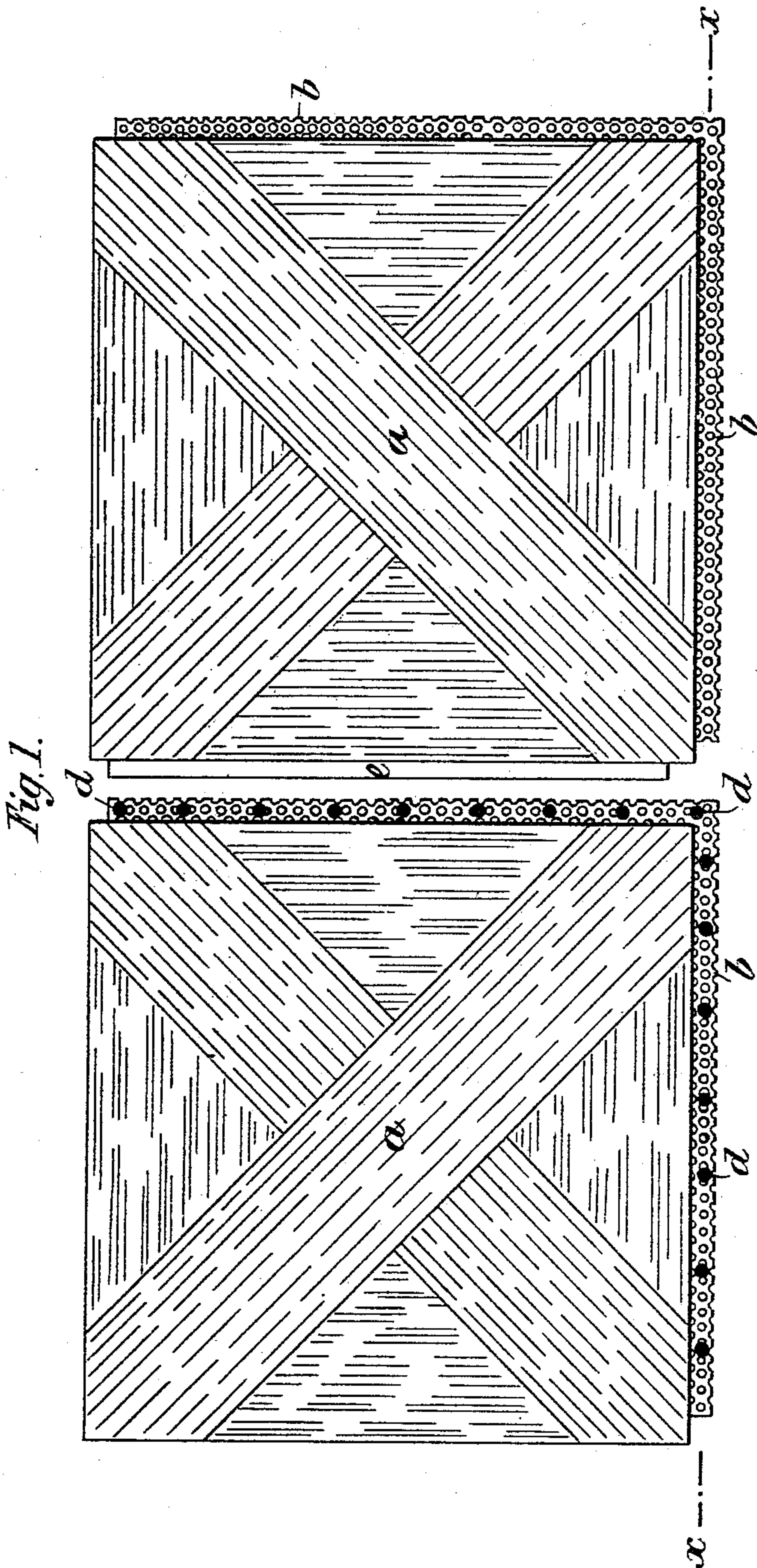
(No Model.)

2 Sheets—Sheet 1.

G. R. McKENZIE.
PARQUETRY.

No. 457,788.

Patented Aug. 18, 1891.



Witnesses
Baltus & Long.
P. M. Miller.

Inventor
George Ross McKenzie.
By his atty.
Baldwin, Dandson & Migh

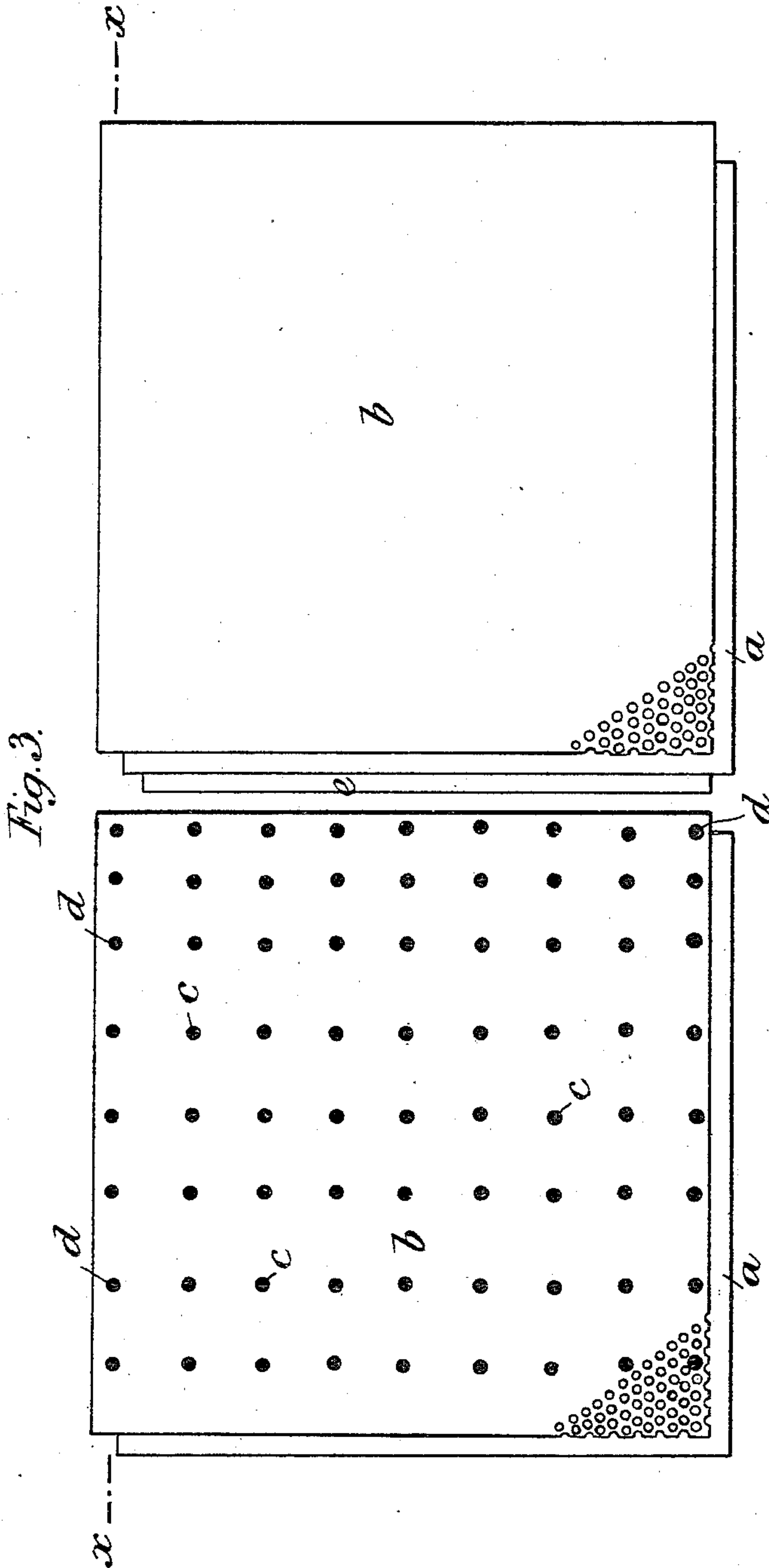
(No Model.)

2 Sheets—Sheet 2.

G. R. McKENZIE.
PARQUETRY.

No. 457,788.

Patented Aug. 18, 1891.



Witnesses
Baltus DeLong.
P. N. Miller.

Inventor
George Ross McKenzie.
By his attys.
Baldwin, Davidson & Wright.

UNITED STATES PATENT OFFICE.

GEORGE ROSS MCKENZIE, OF LONDON, ENGLAND.

PARQUETRY.

SPECIFICATION forming part of Letters Patent No. 457,788, dated August 18, 1891.

Application filed January 8, 1891. Serial No. 377,079. (No model.)

To all whom it may concern:

Be it known that I, GEORGE ROSS MCKENZIE, cabinet-maker, a subject of the Queen of Great Britain, residing at 57 Willes Road, Kentish Town, London, in the county of Middlesex, England, have invented a certain new and useful Parquet, of which the following is a specification.

Parquet when fixed on damp or shifting foundations is very liable to warp, and this is not avoided by using a canvas or wood backing, because the backing itself warps, and the cement by which it is fixed is liable to give way. According to this invention I use a backing which is water-proof and unstretchable, and I fix it in a special manner to the foundation, such as a floor or wall. Preferably I use perforated metal with the holes filled up with water-proof cement or else the material known as "patent roofing," which consists of a wire net-work embedded in water-proof paper. I attach the wood to the backing by nails or screws inserted through the backing, aided by cement. I make such work in lengths, with the backing projecting beyond the wood on one or more sides, so that the backing can be fixed to the foundation by nails or screws through the projecting edge. The edges of the pieces or lengths of parquet are secured together by metal tongues.

Figure 1 is a plan of two pieces of parquet. Fig. 2 is a section on the lines *x x*, Figs. 1 and 3; and Fig. 3 is an under side view.

a a are the usual pieces of board or veneer of which the surface of the parquet is composed.

b b is a backing of perforated metal. In Fig. 3 the perforations are only shown in one corner. The wood is secured to the backing

b by screws or nails *c c* and glue or cement, with which the perforated metal is coated in such a manner as to fill up the holes and firmly hold the wood. The backing projects beyond the wood on two sides, (the bottom and right of Fig. 1,) but stops short of its edge on the other two sides. The left-hand piece of parquet is shown secured to the foundation by screws *d d*; but the right-hand piece is unfastened and is not quite in position for fixing. When in place, the left-hand edges (its wood and metal, respectively) will abut against the right-hand edges of the wood and metal of the other piece.

e is a metal key which enters into slots *f* in the edges of the wood and holds the two pieces together. When fixing this parquet to a floor or other surface, the projecting metal of the outer pieces or lengths are covered by fillets of wood.

What I claim is—

1. Parquet consisting of a number of pieces of wood fixed upon a sheet of backing projecting beyond the edge of the wood on one or more sides and stopping short of it on another or others.

2. Parquet-work having the parquet made in sheets or lengths, each consisting of a number of pieces of wood fixed upon a sheet of backing projecting beyond the edge of the wood on one or more sides and stopping short of it on another or others, the projecting edges of the backing being secured to a foundation by means of nails or screws.

London, December 17, 1890.

GEORGE ROSS MCKENZIE.

Witnesses:

HERBERT TURMAGE CHYRALT,
WALTER REGINALD MOUNT.