

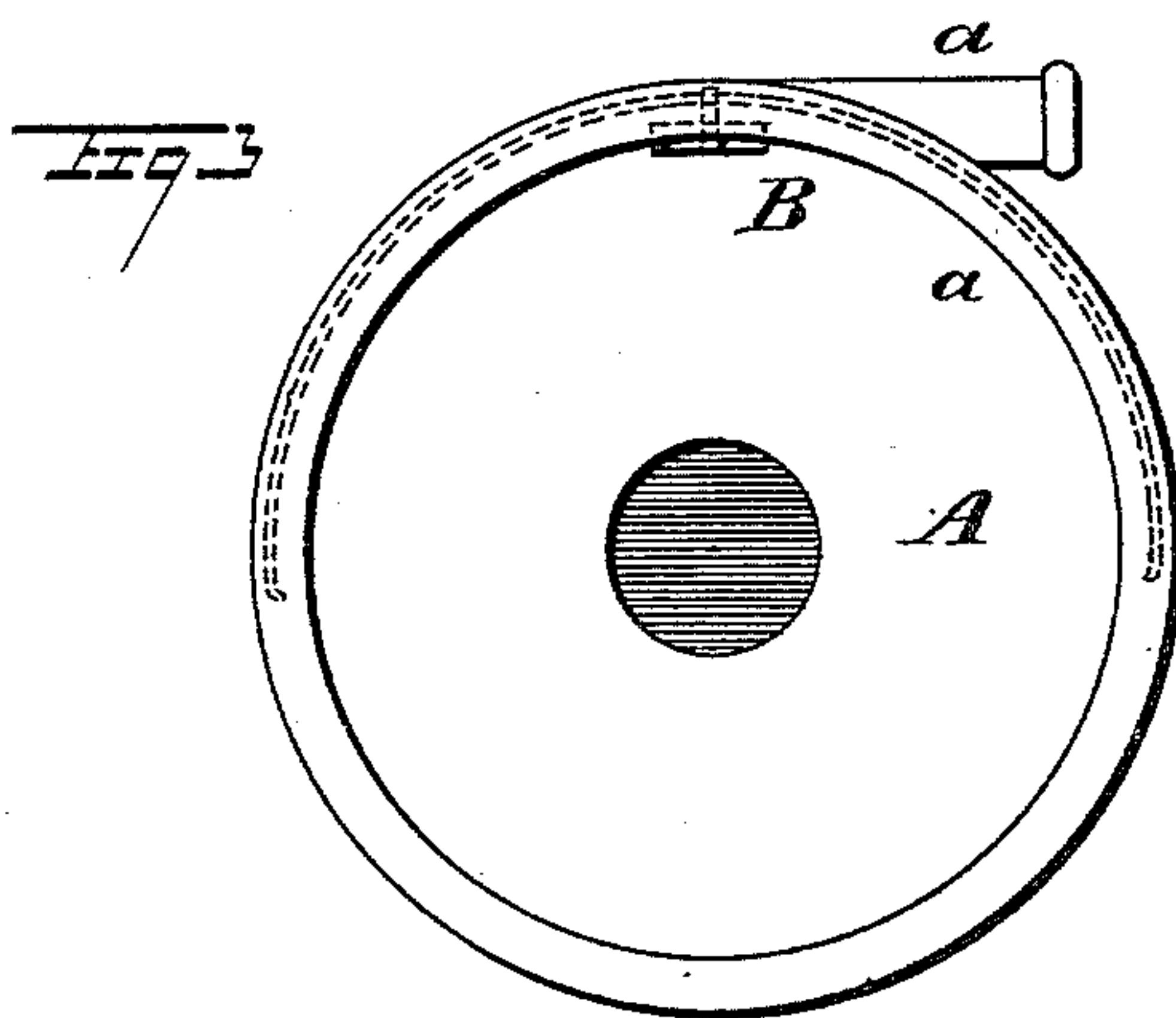
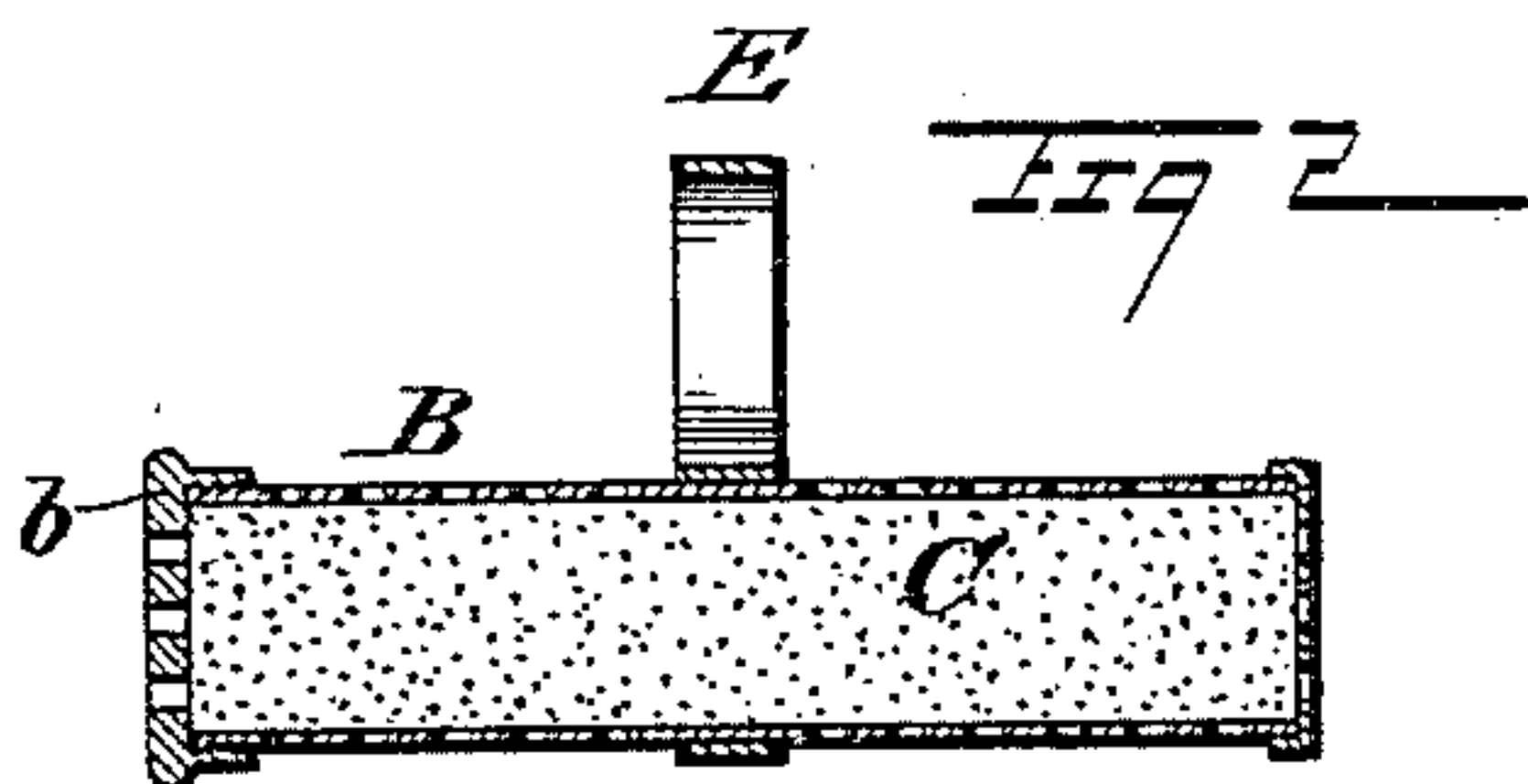
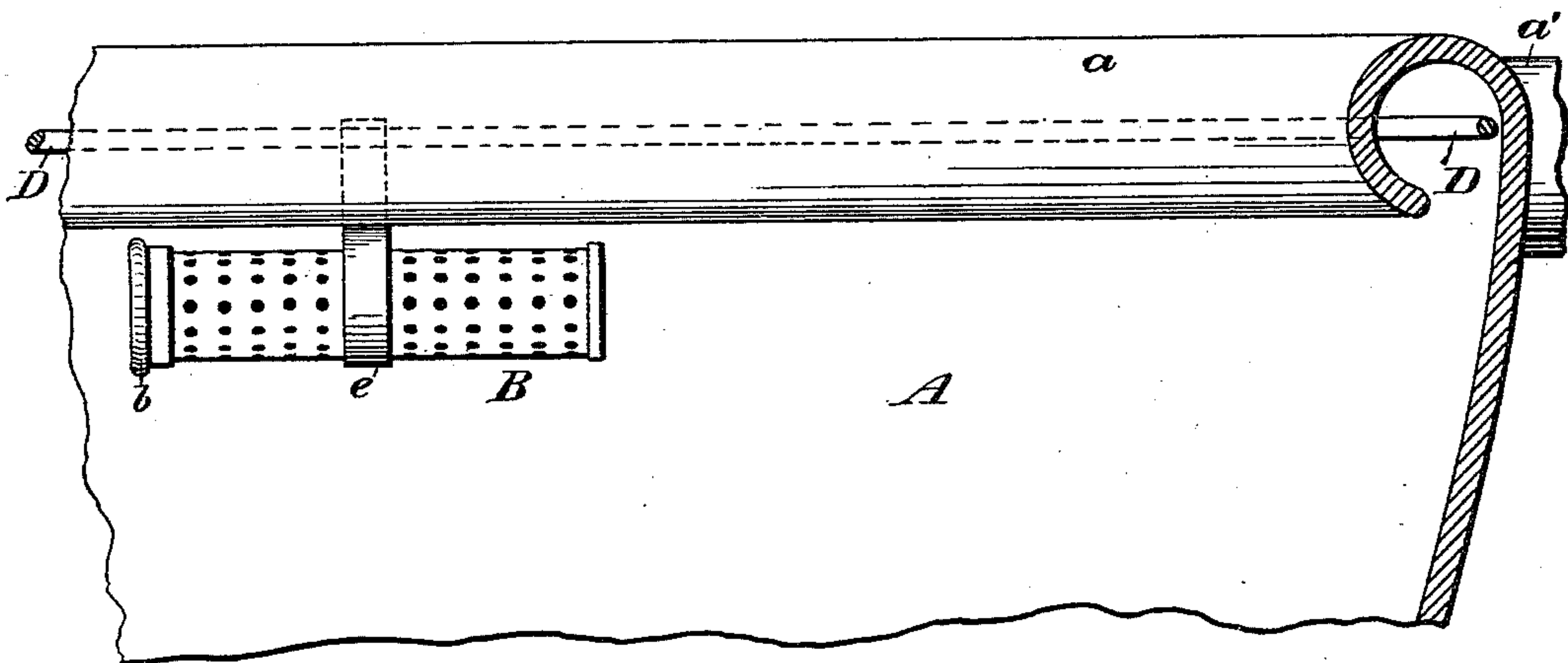
(No Model.)

E. A. McCARTNEY.  
DISINFECTANT HOLDER.

No. 457,659.

Patented Aug. 11, 1891.

Fig 1



WITNESSES:  
H. Walker  
E. M. Clark

INVENTOR:  
E. A. McCartney  
BY *Mumford*  
ATTORNEYS

# UNITED STATES PATENT OFFICE.

EDWARD A. McCARTNEY, OF NEW YORK, N. Y.

## DISINFECTANT-HOLDER.

SPECIFICATION forming part of Letters Patent No. 457,659, dated August 11, 1891.

Application filed April 11, 1891. Serial No. 388,483. (No model.)

*To all whom it may concern:*

Be it known that I, EDWARD A. McCARTNEY, of the city, county, and State of New York, have invented a new and Improved Disinfectant-Holder, of which the following is a full, clear, and exact description.

The object of my invention is to provide a simple, cheap, and effectual holder for a disinfectant to be applied to water-closets, sinks, urinals, and other like places that will be adapted to give off its disinfecting contents at every flush of the closet to unite with the water in washing down the surface of the bowl.

My invention consists of a holder adapted to be filled with a disinfecting material and supported within the bowl by means of a rod extending around the bowl interiorly, as hereinafter described.

The invention further consists in the novel construction and combination of parts, as will be hereinafter described and claimed.

Reference is to be had to the accompanying drawings, forming a part of this specification, in which similar letters of reference indicate corresponding parts in all the figures.

Figure 1 is a view in elevation of a part of a closet-bowl, showing the holder applied. Fig. 2 is a central longitudinal section of the holder. Fig. 3 is a plan view of a closet-bowl with the holder attached.

In the drawings, A represents the bowl of a closet, and *a* the flange forming the water-way for the water from the water-inlet *a'* to course around the bowl in flushing.

B is the holder made, preferably, of a cylindrical shape with one end solid and the other provided with a screw-cap *b*; but, if desired, both ends may be provided with screw-caps adapted for the ready insertion of the disinfectant material.

The holder B has its entire surface perforated, as well as the head and screw-cap, so that the water in flushing may come in contact with the disinfecting material through

the perforations and carry away sufficient for all sanitary purposes.

The disinfecting agent C is made in shape to correspond with the bore of the holder B, and is to be made of a disinfecting substance or a compound of such substances having a consistency that will retain the desired shape after being molded, so that any number of disinfecting-plugs may be purchased with each holder and replaced from time to time as they become consumed.

The holder B is suspended in the bowl A just below the flange *a* and in advance of the flushing-inlet *a'* by means of a rod D, passed through the eye E, formed by the extension of the band *e*, clasped around the center of the holder B. This rod D is made of spring metal and of a length sufficient to extend about half-way around the bowl and beneath the flange *a*, in order to retain the holder in position by the pressure of its elasticity.

When the water enters the bowl from the inlet *a'* in flushing, it passes over the holder B, through the perforations, and in contact with the disinfecting material, dissolving a quantity, which leaves the holder and unites with the water in passing over the surface of the bowl.

The holder may be made of any desired metal that will not corrode, and may be formed in various shapes to fit in urinals, sinks, and other like places.

Having thus described my invention, what I claim as new, and desire to secure by Letters Patent, is—

The combination, with a water-closet bowl, of a disinfectant-holder having an eye, as shown, and a rod D, extending around the upper portion of said bowl interiorly and serving to suspend said holder, as shown and described.

EDWARD A. McCARTNEY.

Witnesses:

GEORGE W. BRETTELL,  
JOHN KEIRNS.