

(No Model.)

F. H. CROSS.
HAND STAMP.

No. 457,304.

Patented Aug. 4, 1891.

Fig. 1.




Fig. 2.

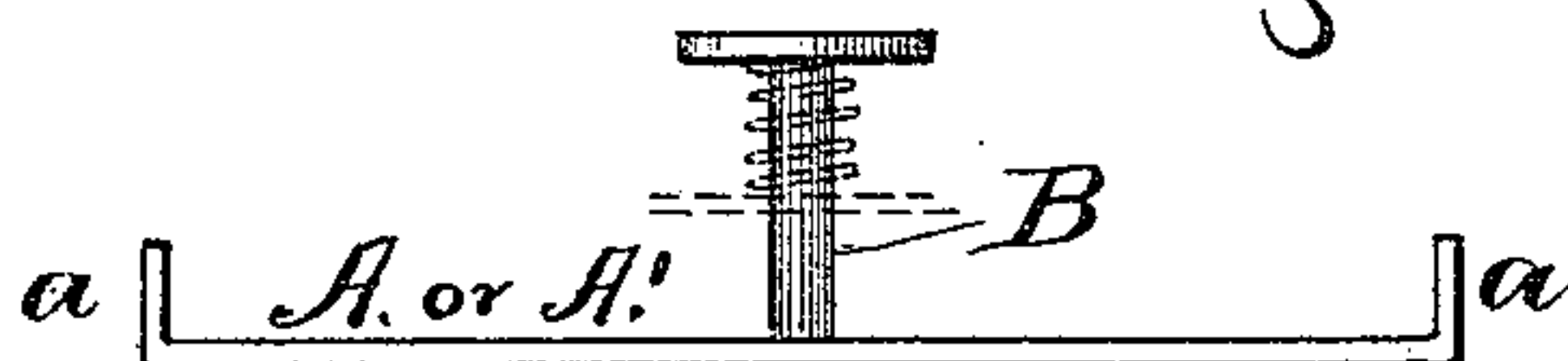


Fig. 3.

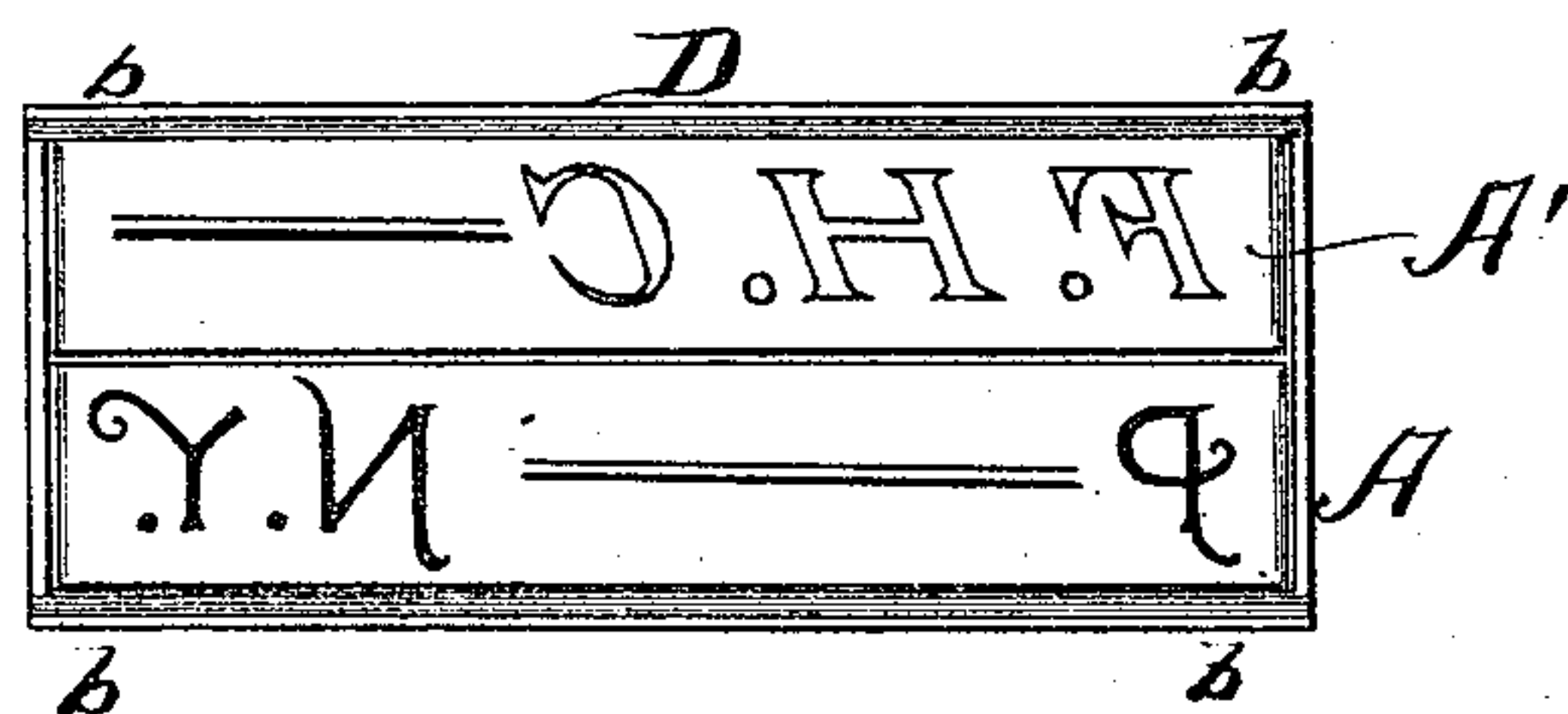


Fig. 4.

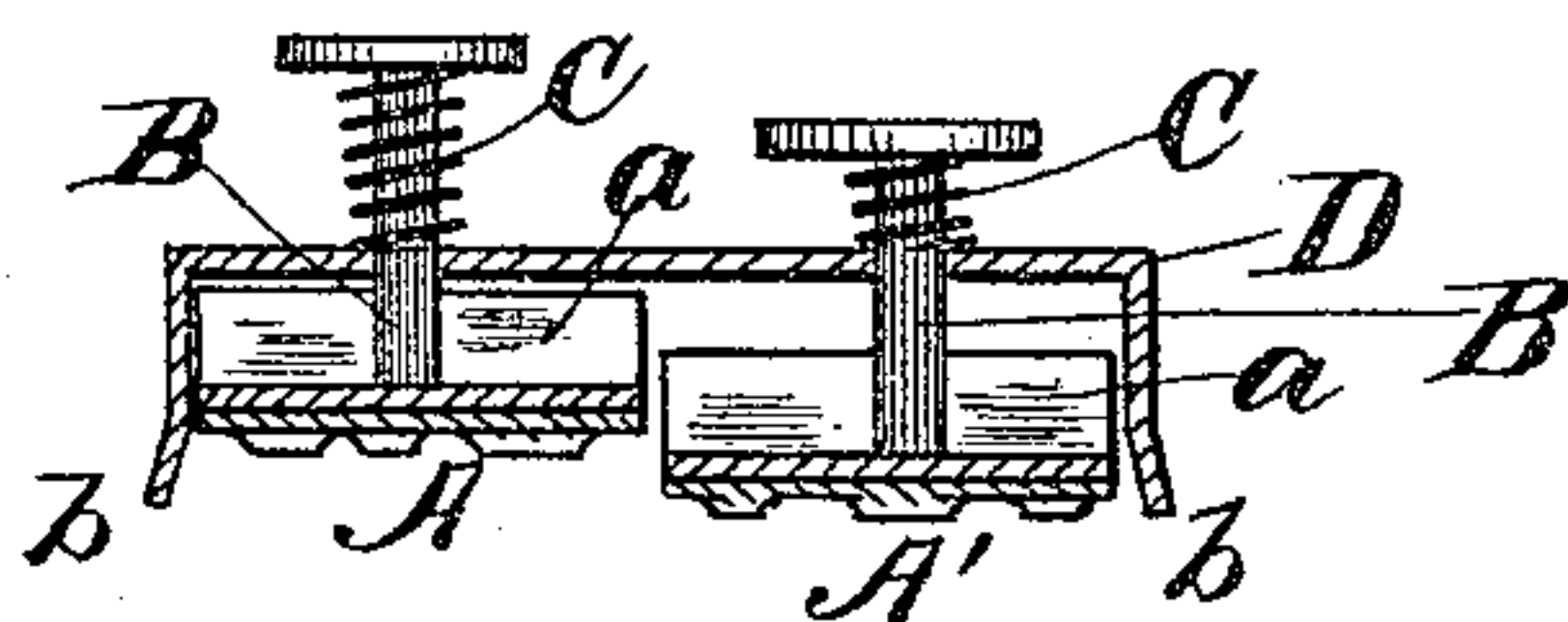



Fig. 5.



Witnesses
H. A. Carhart
C. B. Kinne.

Freeman H. Cross Inventor

By his Attorneys
Smith & Denison

UNITED STATES PATENT OFFICE.

FREEMAN H. CROSS, OF PULASKI, ASSIGNOR OF ONE-THIRD TO ELLA A. DAVIS, OF ORWELL, NEW YORK.

HAND-STAMP.

SPECIFICATION forming part of Letters Patent No. 457,304, dated August 4, 1891.

Application filed August 23, 1889. Serial No. 321,795. (No model.)

To all whom it may concern:

Be it known that I, FREEMAN H. CROSS, a citizen of the United States, residing at Pulaski, in the county of Oswego and State of New York, have invented certain new and useful Improvements in Hand-Stamps, of which the following is a specification, reference being had to the accompanying drawings, in which—

Figure 1 is an isometrical elevation showing part of box-casing broken away to show the interior. Fig. 2 is a side elevation of one of the printing pads or dies detached. Fig. 3 is a bottom plan view of the mechanism complete. Fig. 4 is a transverse vertical section thereof. Fig. 5 is an isometrical view of the ink-pad.

My invention relates to stamps or dies for printing, which are constructed in two or more sections placed or mounted alongside of each other, each section upon an operating stem or shank, each shank being mounted and vertically movable in a casing which normally incloses the die sections, and each shank being provided with a spring which causes each section to return to its normal position after being depressed, each die-section carrying its set or series of printing characters.

My object is to produce an improved printing-die constructed in sections placed alongside of each other, each mounted upon a separate stem or shank mounted and vertically movable in a box-casing open on its under side, each having a spring operating to return its shank or stem and die-section to its normal position within the casing, and each die-section being adapted to be operated separately or jointly with one or more sections alongside of or adjoining it, one section printing the name of a person, the next his occupation or address, or both, and so on, each section being provided with the proper type or printing characters, all operating singly or jointly and all inked by a removable inking-pad adapted to close the bottom of the casing.

My invention consists in the several novel features of construction and operation hereinafter described, and which are specifically set forth in the claims hereunto annexed.

It is constructed as follows: D is the frame

or casing, consisting of a box-casing open on the bottom. A A' are two sections of a separable die placed alongside of each other, each mounted upon a vertically-movable stem or shank B, and each provided with a spring C between the top of the casing and the bottom or head upon the top of the stem, and each adapted to be depressed separately or jointly with another section to imprint the characters upon each die-section. For instance, the die A may be provided with type or characters representing the name of a person, firm, or corporation, and the die A' with type or characters representing the occupation or business or address, or both, of the person, firm, or corporation. Each die-section is usually provided with flanges *a* upon its ends, which guide it in the box in its return to its normal position as well as in its vertical movement to make an impression. Two sides of the casing extend or project below the body and operate, as legs *b*, to support the dies and casing before they are operated. These sides are also made flaring outwardly, as hereinafter explained. The ink-pad E is mounted upon a frame F, having slightly-upturned sides of a proper width to fit between the projections of the sides of the casing, and with flanged ends *c*, adapted to fit over the ends of the body of the casing, substantially as shown, such end flanges bearing with frictional contact upon the ends of the casing and being removable from the casing, as desired. When the ink-pad is removed, I can operate the stamp or die A or the die A' separately, or I can operate both together to make the imprint desired. The die-sections are each guided in their return to their normal positions by the inclosing walls, sides, and ends of the casing. In their normal position the die-sections are within the casing and are protected from dirt or injury by it, and especially so when the ink-pad is put on, which closes the bottom of the casing. In the drawings I only show two sections; but it is obvious that I can use as many as I desire.

What I claim as my invention, and desire to secure by Letters Patent, is—

1. A hand-stamp comprising a box-casing, independent die-sections alongside of each other within the casing, spring-retracted stems

secured to the die-sections and extending above the casing, supporting-legs, and a detachable ink-pad engaging with the die-sections and closing the box, in combination, as
5 set forth.

2. A hand-stamp comprising a box-casing, separable die-sections mounted alongside of each other within the casing and means to operate them singly or jointly, outwardly-

flaring supporting-legs, and a detachable ink- 10
pad fitting between the legs, engaging frictionally with the ends of the casing, bearing against the type, and closing the box, in combination, as set forth.

FREEMAN H. CROSS.

Witnesses:

ELBRIDGE W. JONES,
W. E. PIERCE.