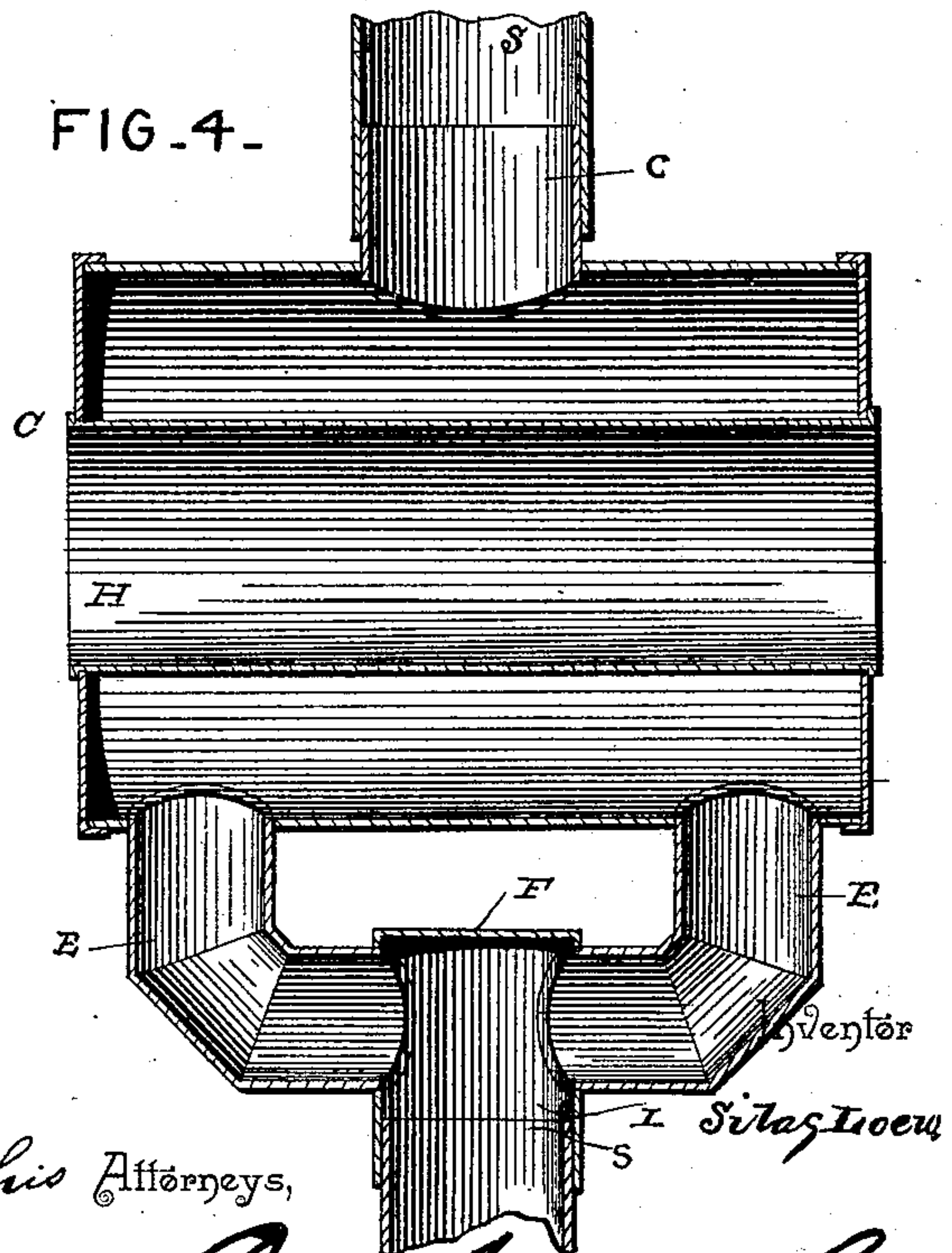
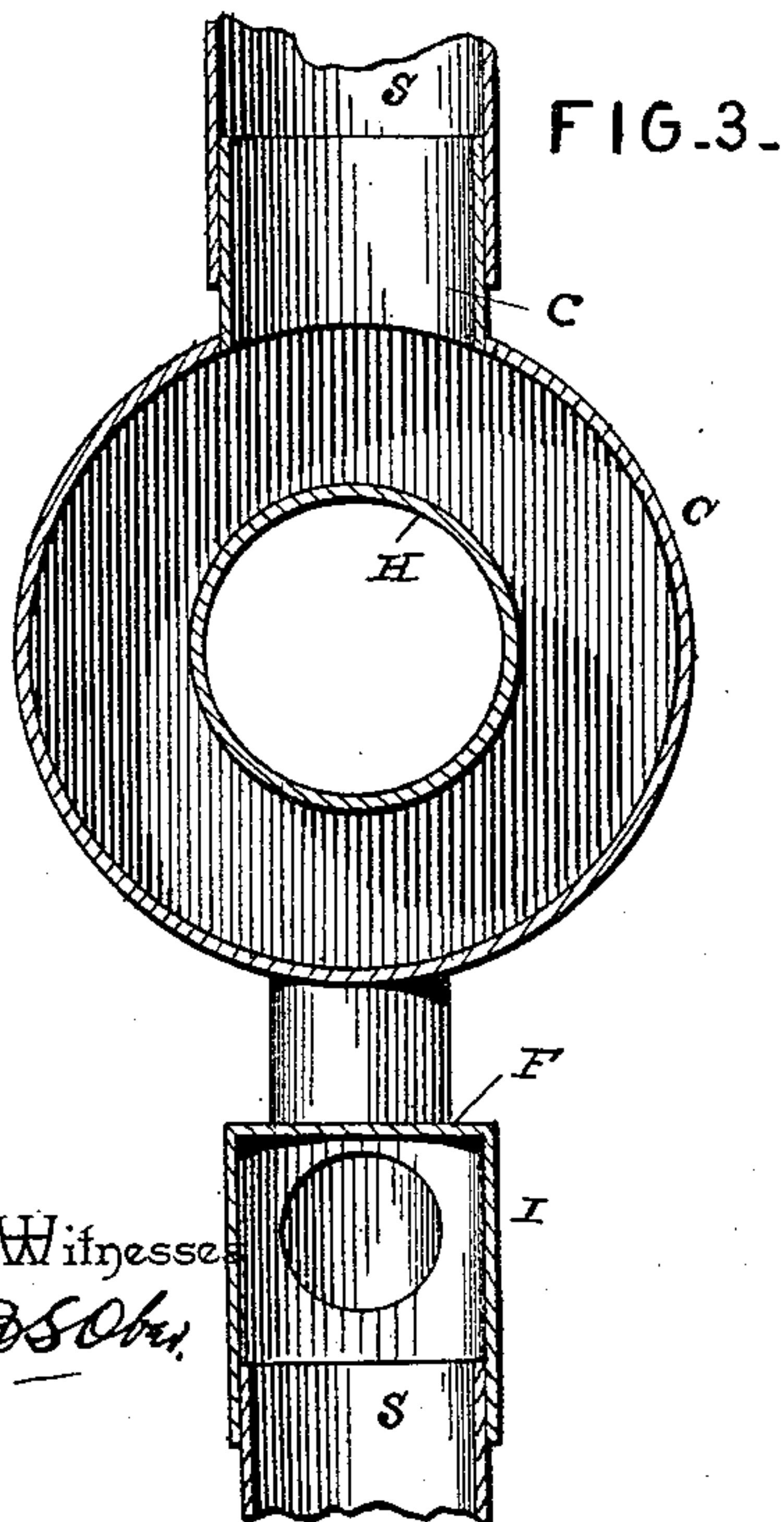
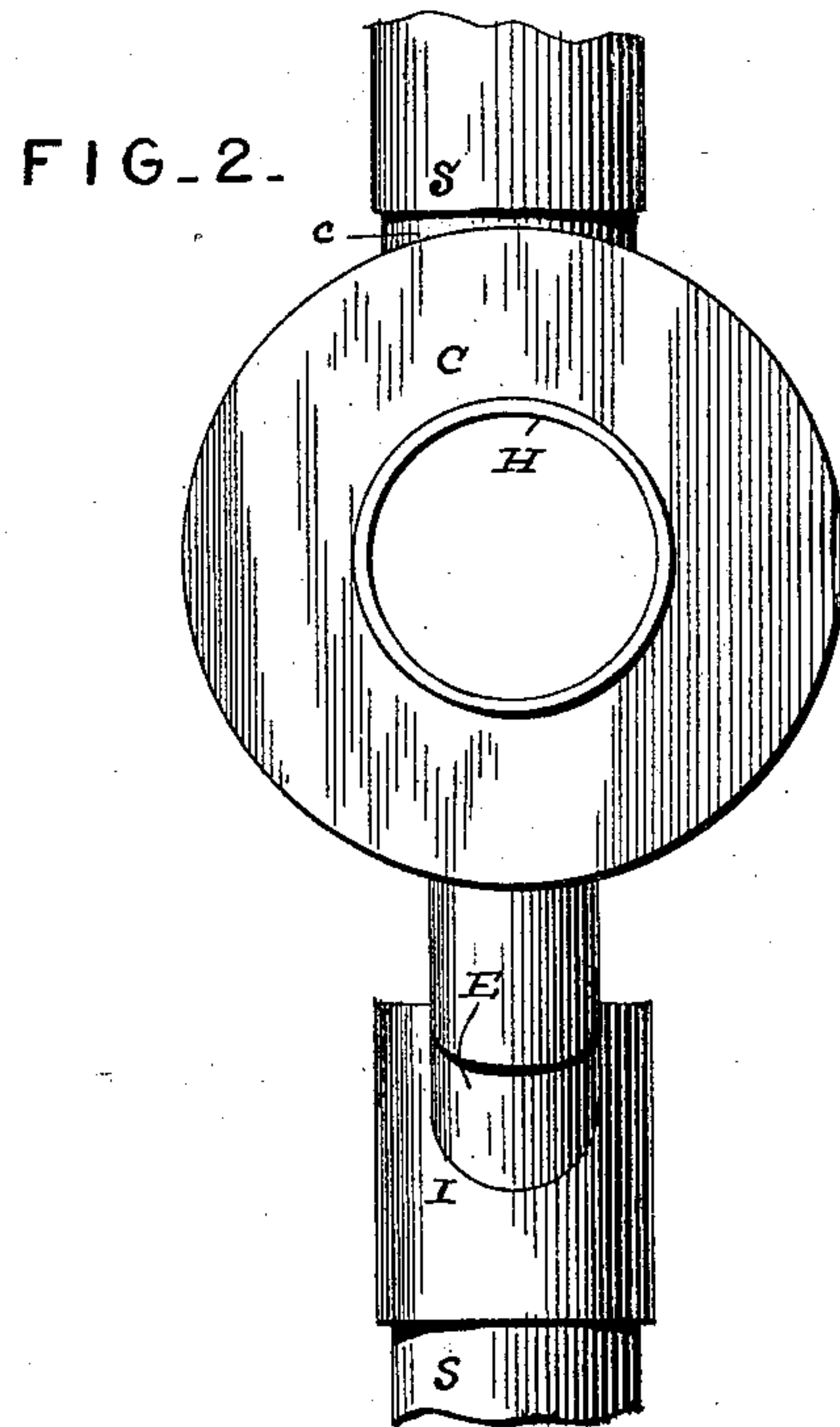
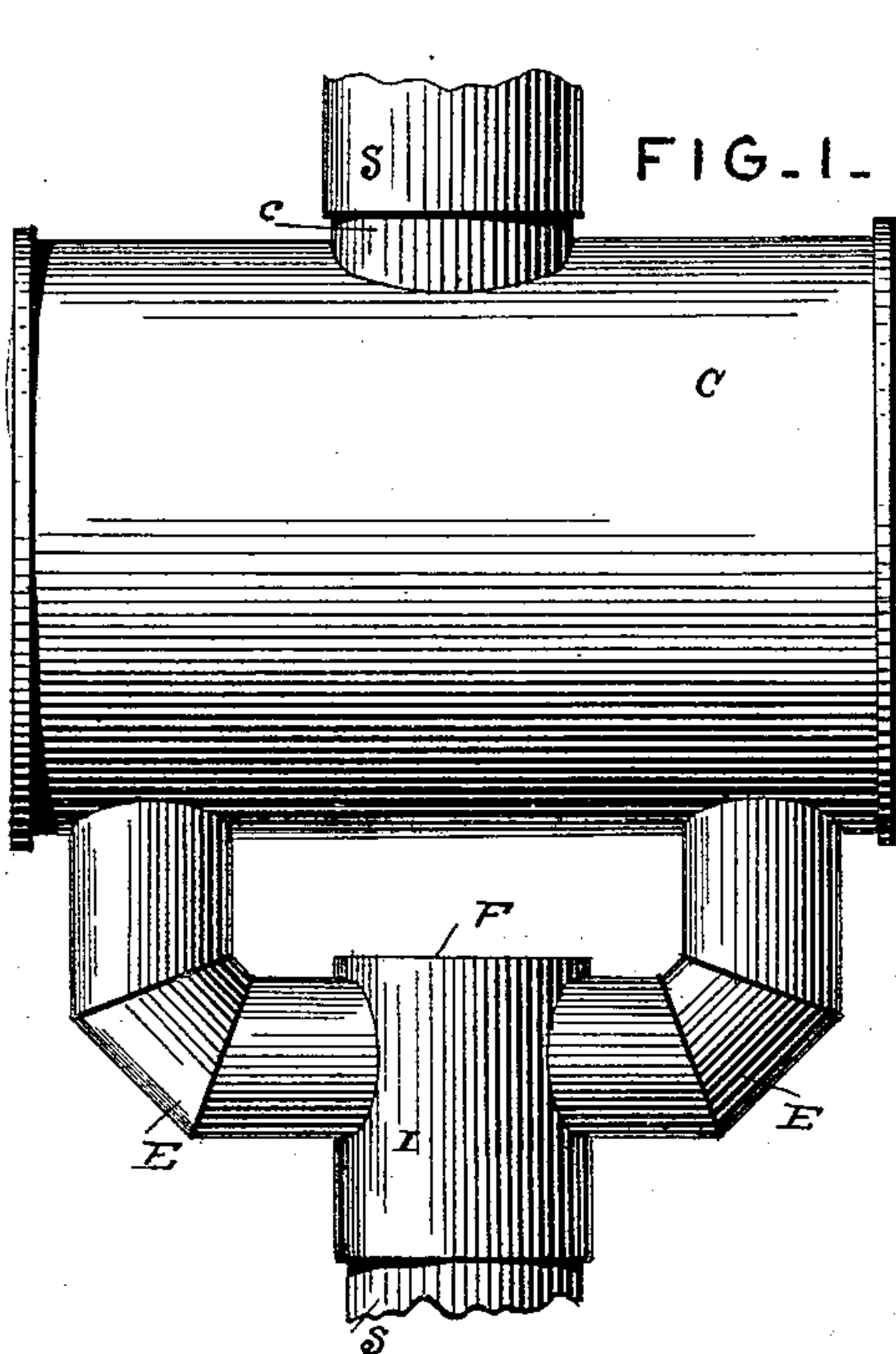


(No Model.)

S. LOEW.  
HEATING DRUM.

No. 457,282.

Patented Aug. 4, 1891.



Witnesses  
J. S. Ober

*A. L. Gollamer*

By his Attorneys,

*C. A. Snow & Co.*



# UNITED STATES PATENT OFFICE.

SILAS LOEW, OF BURNIP'S CORNERS, MICHIGAN.

## HEATING-DRUM.

SPECIFICATION forming part of Letters Patent No. 457,282, dated August 4, 1891.

Application filed March 4, 1891. Serial No. 383,744. (No model.)

*To all whom it may concern:*

Be it known that I, SILAS LOEW, a citizen of the United States, residing at Burnip's Corners, in the county of Allegan and State of Michigan, have invented a new and useful Heating-Drum, of which the following is a specification.

This invention relates to stoves and furnaces, and more particularly to that class thereof known as "heating-drums;" and the object of the same is to produce a drum which may be substituted for a single length of stove-pipe, which will stand alone without wiring or supporting-legs, which will provide a place for resting an atmosphere-moistener, and which will present a very large heating-surface. These objects I accomplish by my invention, which consists, substantially, of the construction hereinafter more fully described and claimed, and as illustrated on the sheet of drawings, wherein—

Figure 1 is a side elevation of this improved drum. Fig. 2 is an end elevation. Fig. 3 is a central vertical transverse section. Fig. 4 is a central vertical longitudinal section.

Referring to the said drawings, the letters S designate sections of an ordinary stove-pipe, preferably about six inches in diameter, and when one of these sections is removed, as shown, this improved heating-drum may be inserted in lieu thereof in a manner shown more fully in the sectional views. The said drum comprises an inlet-pipe I, adapted to fit over the upper end of the lower section of stove-pipe S, and the upper end of this inlet-pipe is closed by a flat top F, as shown. Leading from diametrically-opposite points near said upper end F are elbows E, preferably of pipes five inches in diameter, and these elbows turn upwardly, as shown, and lead into the bottom of a horizontally-arranged cylindrical drum C near its ends. Through this cylinder extends longitudinally a horizontal flue H, preferably about eight inches in diameter and open at its ends. Rising from the top of the cylinder at its center is a collar c, which is adapted to be fitted into the lower end of the upper section of the stove-pipe S, as shown. The various connections between the parts are such as will occur to any person familiar with this art, and the materials of which it is

composed may be those which are preferable or desirable in this connection.

In operation, the heat rising through the stove-pipe S passes into the inlet-pipe I, divides and passes out the elbows E, and thence into the cylinder C, wherein it passes around the horizontal flue H, and finally through the collar c and on up the stove-pipe. A small dish containing water may be located upon the flat top F of the inlet-pipe I, as shown in Fig. 1, and the excessive heat at this point will convert it into steam, which will moisten the atmosphere in the room. Heretofore devices somewhat of this character have been constructed; but I am not aware that elbows of smaller diameter than the inlet-pipe have been used in the connection and construction shown. By this means the heat where it divides at the upper end of the inlet-pipe is slightly retarded, and hence the flat top F is more intensely heated than it would be if the elbows were of larger pipe. Again, the provision of a horizontal flue H, extending longitudinally and axially through the cylinder, gives a greater heating-surface to the drum. The device cannot smoke and will not leak if properly made, and can be inserted within any ordinary stove-pipe by any one at all skilled in work of this character.

What is claimed as new is—

The herein-described heating-drum, the same comprising an inlet-pipe having a flat closed upper end, elbows opening from the sides of said pipe near its upper end, the diameters of the elbow-pipes being less than that of the inlet-pipe, a large horizontally-arranged cylindrical drum having an axial flue open at both ends, the upper ends of said elbows communicating with the bottom of said drum near its ends, and a collar rising from the center of the top of said drum and adapted to connect with the stove-pipe, all substantially as and for the purpose hereinbefore set forth.

In testimony that I claim the foregoing as my own I have hereto affixed my signature in presence of two witnesses.

SILAS LOEW.

Witnesses:

WM. H. GOODMAN,  
J. W. SPRAN.