

(No Model.)

2 Sheets—Sheet 1.

J. PELOUBET.  
ORGAN SWELL.

No. 457,131.

Patented Aug. 4, 1891.

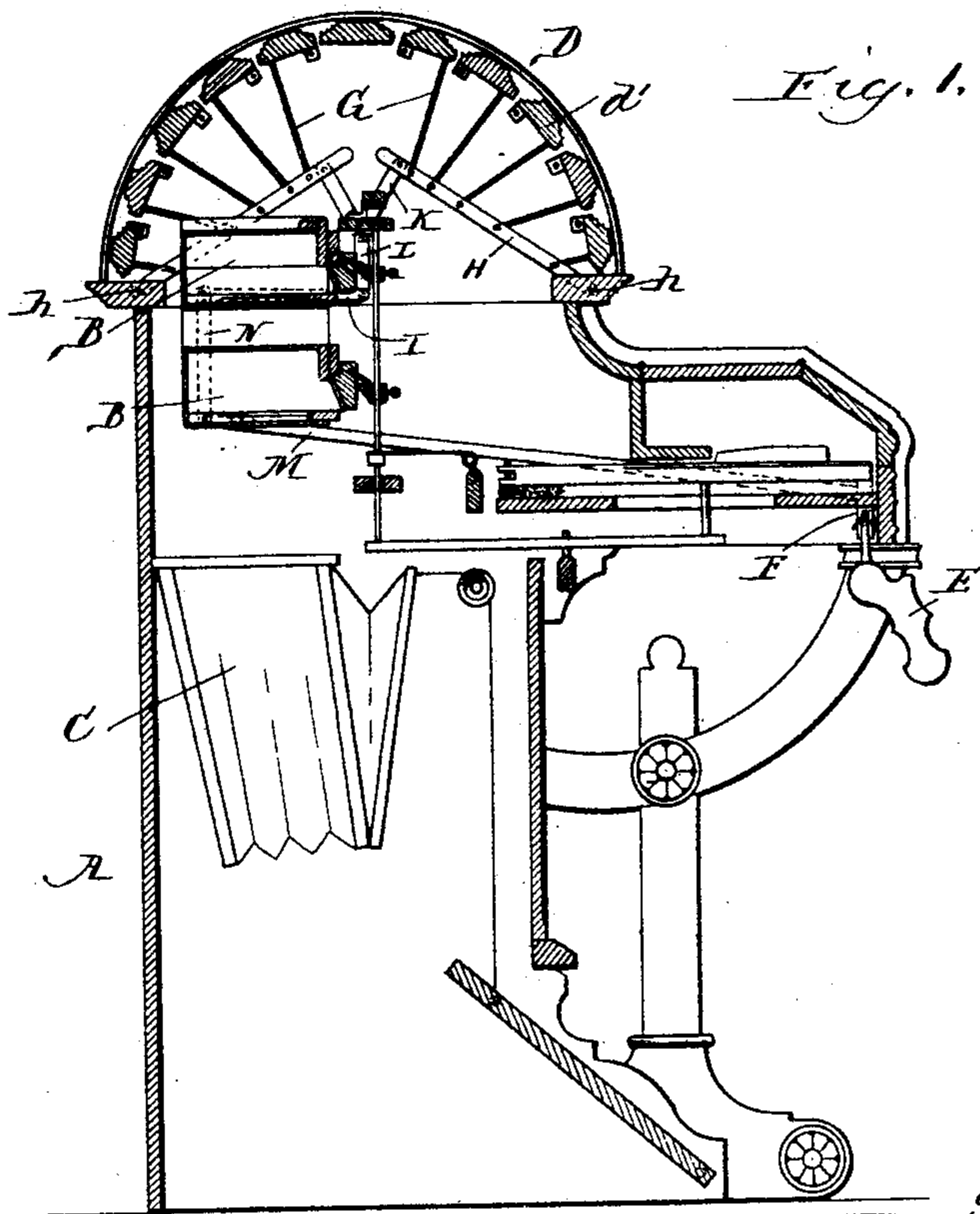


Fig. 1.

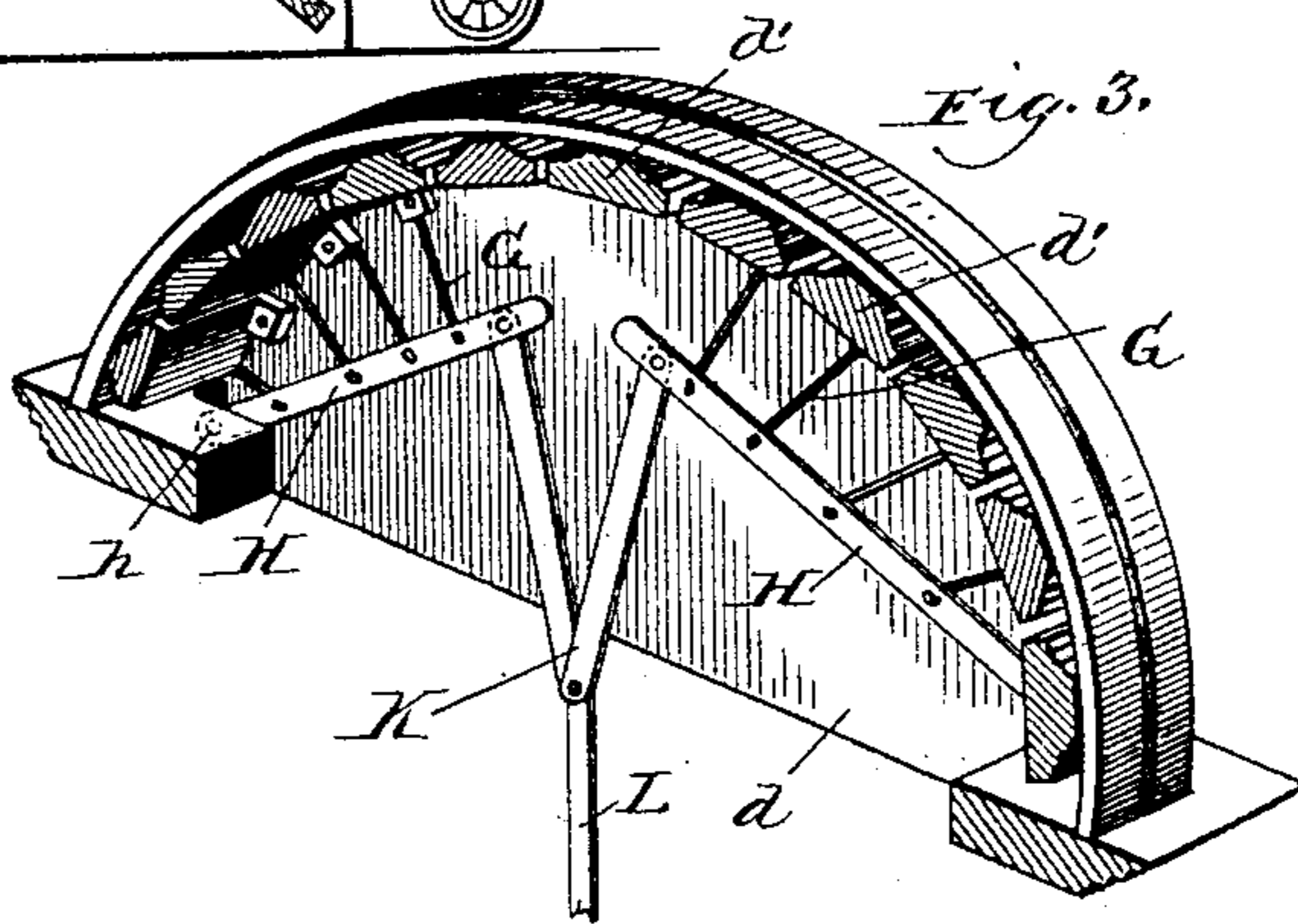
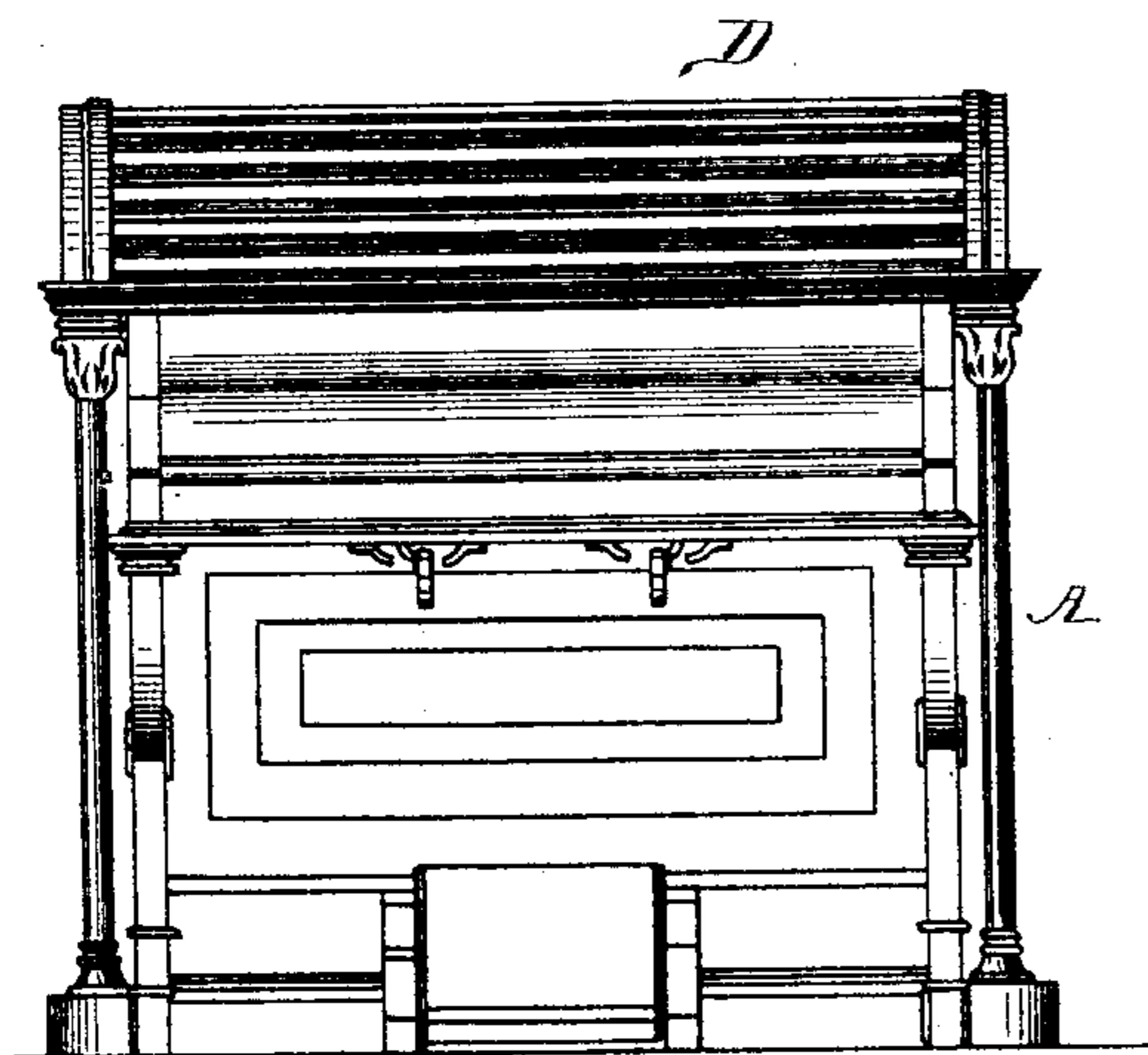


Fig. 3.

Fig. 2.



Witnesses  
W. B. Smith  
J. H. Kennedy.

Inventor  
Jas. Peloubet  
By Chas. G. Page.  
Atty.

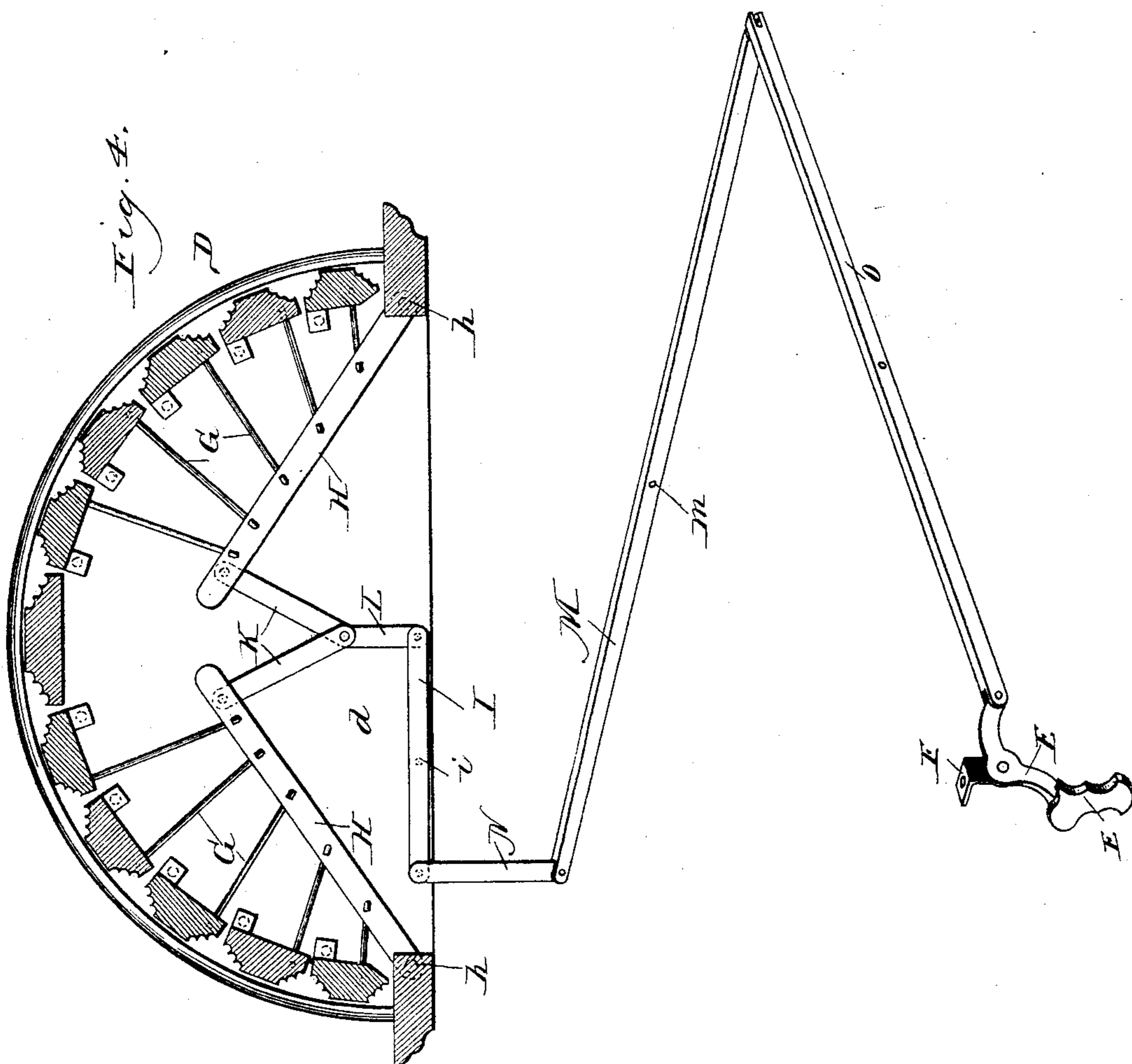
(No Model.)

2 Sheets—Sheet 2.

J. PELOUBET.  
ORGAN SWELL.

No. 457,131.

Patented Aug. 4, 1891.



*Witnesses.*  
*W. Rosier*  
*L. Kennedy.*

*Inventor*  
*Jarvis Peloubet*  
*By Chas. G. Page.*  
*Atty*

# UNITED STATES PATENT OFFICE.

JARVIS PELOUBET, OF CHICAGO, ILLINOIS, ASSIGNOR TO LYON & HEALY,  
OF SAME PLACE.

## ORGAN-SWELL.

SPECIFICATION forming part of Letters Patent No. 457,131, dated August 4, 1891.

Application filed October 17, 1890. Serial No. 368,449. (No model.)

*To all whom it may concern:*

Be it known that I, JARVIS PELOUBET, a citizen of the United States, residing at Chicago, in the county of Cook and State of Illinois, have invented a certain new and useful Improvement in Organ-Swells, of which the following is a specification.

My invention relates to swells more particularly adapted for church and parlor organs, and has for its objects to provide a swell of large area, so as to increase the effect when the swell is open; to avoid mutilating the front side of the organ-case and at the same time provide a swell adapted to open at the front, top, and rear of the instrument; to provide the organ with a symmetrical and exceedingly desirable form and construction of raised top adapted to provide a swell having a greater area than can be obtained by converting the flat top only of such instrument into a swell; to adapt an organ-swell having the aforesaid large area to bring the organ to a desired height without encroaching upon the front side of the case, and to provide certain novel and improved details, as hereinafter set forth.

In carrying out my invention I provide an organ of any suitable construction with a raised swell-top essentially composed of slats which are pivotally supported so as to have an individual rotary action for the purpose of opening and closing the swell and arranged in series, so as to form a swell which arises from the body of the organ-case, so as to form thereon a raised swell-top adapted to open along the front and rear of the instrument as well as along the intervening top portion.

In the accompanying drawings, Figure 1 is a vertical section taken transversely through an organ embodying my invention. Fig. 2 represents the organ in front elevation. Fig. 3 represents in perspective one of the ends of the raised swell-top, the slats being in cross-section adjacent to their ends. Said view also includes a toggle and certain levers for operating the slats. Fig. 4 is a view similar to Fig. 3, but on a larger scale and with the said end in elevation. This view also includes an entire system of levers for operating the slats of the raised swell.

In said drawings, A indicates the upright body frame or casing of a portable church or parlor reed-organ. The reeds, which are partially indicated at B, Fig. 1, are shown arranged above the bellows C, and in connection with said members I may use any known or suitable action.

The upright body-casing A of the organ is provided with a raised swell D, which, while forming a neat, attractive, and serviceable top for the organ, also provides a swell of greater area than heretofore.

The swell-top herein shown is made semi-circular or arched in cross-section and constructed with closed vertical ends *d*, which, whether made separate from or integral with the upright ends of the case, form upper vertical extensions of said ends. These ends of the arched swell-top preferably correspond in outline with the transverse curvature of the latter and serve to support a set of slats *d'*, which are journaled at their ends in the vertical ends *d* of said top and arranged to form the arched swell portion of the top of the instrument. The slats which are thus pivotally supported at their ends may be turned about their axes by any suitable action or reverse movement, so as to open and close the swell, as may be desired. By the foregoing construction the instrument is provided with a long raised swell having a greater area than can be attained by the employment of a flat swell arranged to form a flat top for the organ, and by making this raised swell arched or substantially arched in cross-section I provide a symmetrical and exceedingly desirable form of the top portion which constitutes a swell adapted to open not only at the top, but also at the front and rear sides, of the upper portion of the instrument, and thereby materially augment the volume of sound within the room or hall in which the instrument is placed.

As a simple and convenient mode of operating the slats, I connect the same with a bent lever E through the medium of a system of links and levers. The lever E projects from the front side of the organ at a point where it can be operated by a side movement of the knee of the performer. Said lever is bent

somewhat as a bell-crank and pivoted between its ends to a bearing or bracket F, which is suitably secured to the frame of the organ.

5 As illustrated in Fig. 4, the slats are connected by links G with a couple of lever-arms H, which are pivoted at their outer ends at *h h* and at their inner ends connected with a lever I through the medium of a toggle K  
10 and link L. The lever I is pivoted between its ends, as at *i*, and is at one end pivotally connected with the link L. The other end of said lever is connected with one end of a lever M by a link N. The lever M is under-  
15 stood to be pivotally supported between its ends, as at the point *m*, and is pivotally connected with a similar vibratory lever O, which connects with the bent lever E.

While the system of links and levers herein  
20 shown can be varied, the levers H, arranged to rise from their fulcral supports and connected with the slats by links, constitute a simple and efficient action, further desirable features being noted in the toggle suitably  
25 connected with the lever E and arranged for operating the levers H.

I prefer the arched form of swell-top herein shown; but for the broader purposes of my invention the form thereof may be somewhat  
30 varied—as, for example, it could be of ogee shape or arranged to rise so as to resemble in cross-section the two inclined sides of a triangle, it being seen that in either case an increased effect is attained.

35 It will be obvious that by reason of the raised or arched swell-top the organ can be provided with two or more tiers of reeds, as found convenient or desirable.

My invention, which is applied solely to  
40 organs, is readily distinguishable from upright pianos provided with flaps or doors along the front and rear vertical sides of the case, as in Letters Patent of the United States, No. 407,695, and is further readily distinguishable from a  
45 construction of organ provided along the flat top of its case with an opening and a hinged door adapted to subserve the purpose of a "grand swell," as in Letters Patent of the United States, No. 205,341.

50 In carrying out my invention I make the front and rear sides of the upright-organ case of the usual height, and in place of providing it with a flat top I increase the height of its interior by arranging upon the case a swell-  
55 top, which is arched in cross-section, the arch being formed to extend from the top edge of

the front side to the top edge of the rear side of the case. The arch may, as hereinbefore stated, be on the line of a circle, as shown; or it may, as hereinbefore set forth, be somewhat  
60 varied—as, for example, it can be of ogee shape or proximately ogee shape; but in all cases it is an arch composed of a series of slats pivotally held at their ends in upward exten-  
65 sions of the vertical ends of the case. The addition of this arched swell-top so increases the interior height of the case as to provide space for two or more sets of reeds and at the same time avoids the objectionable and un-  
70 salable feature of an organ having a high square top; also the sound can radiate not only at the front and the rear of the organ, but at all points between its front and rear.

What I claim as my invention is—

1. An organ provided with an arched raised  
75 swell-top comprising a set of pivotally-supported slats arranged in series, so as to open and close as doors at the front, top, and rear sides of the raised swell-top, substantially as  
80 set forth.

2. An organ provided with a raised swell-  
top, arched in cross-section and comprising a set of slats pivotally supported in upper ver-  
tical extensions *d* of the upright ends of the case and arranged in series in correspondence  
85 with the arch and adapted to open and close, as doors, substantially as set forth.

3. The combination, in an organ, of an arched raised swell-top comprising a set of  
90 pivotally-supported slats arranged substantially as set forth, and a pair of vibratory levers H, connected with said slats by suitable link connections.

4. The combination, in an organ, of the raised slatted swell-top D, levers H, connected  
95 with the slats of said swell-top, a toggle for operating said levers, and means suitable for operating the toggle.

5. The combination, substantially as here-  
inbefore set forth, with a reed-organ con-  
100 structed with horizontally-arranged reeds positioned above one another, as specified, of a raised arched swell-top comprising a set of pivotally-supported slats arranged in series,  
105 so as to open and close as doors at the front, top, and rear sides of the raised swell-top, substantially as set forth.

JARVIS PELOUBET.

Witnesses:

HARRY C. KENNEDY,  
R. WAGNER.