



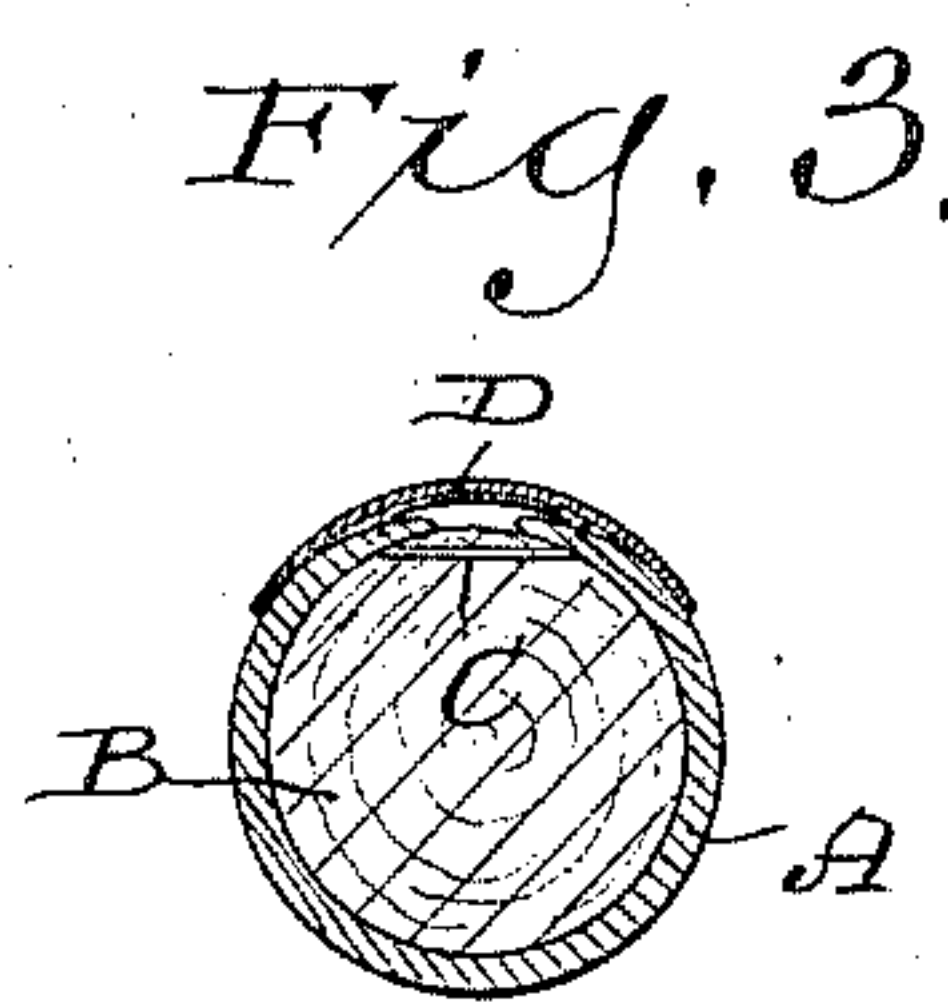
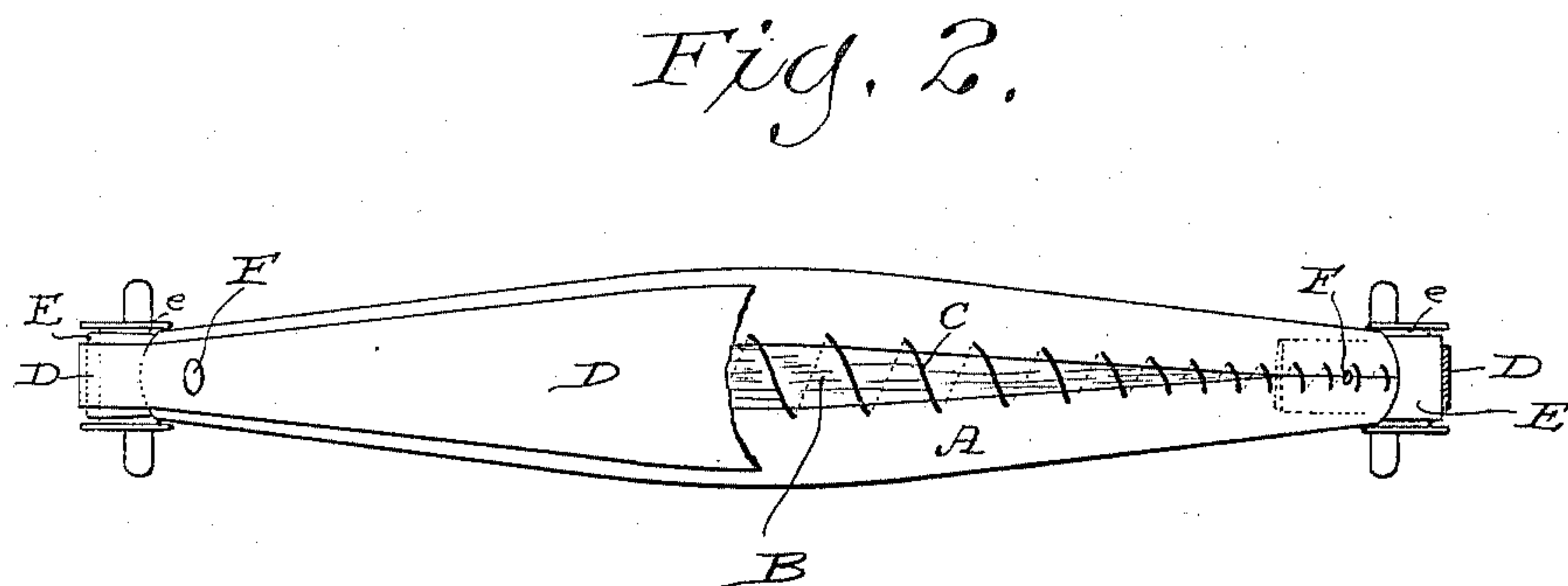
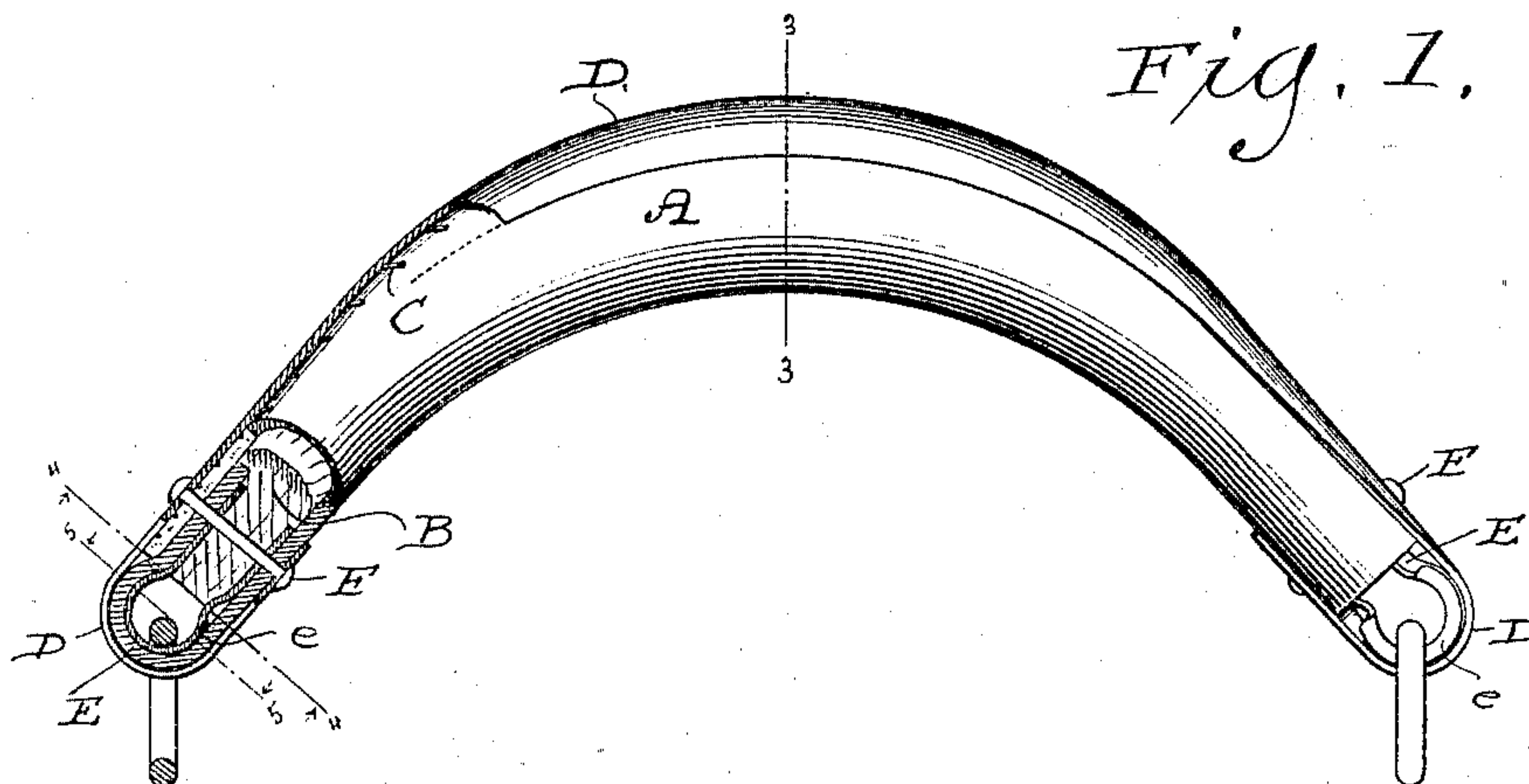
(No Model.)

R. EISENMAN & H. VAN BREE.

BAG HANDLE.

No. 457,112.

Patented Aug. 4, 1891.



Witnesses:
Geo. W. Young.
John E. Miles.

Inventors:
Richard Eisenman,
Hubert Van Bree.
By H. G. Underwood,
Attorney

UNITED STATES PATENT OFFICE.

RICHARD EISENMAN AND HUBERT VAN BREE, OF RACINE, WISCONSIN.

BAG-HANDLE.

SPECIFICATION forming part of Letters Patent No. 457,112, dated August 4, 1891.

Application filed March 23, 1891. Serial No. 385,987. (No model.)

To all whom it may concern:

Be it known that we, RICHARD EISENMAN and HUBERT VAN BREE, citizens of the United States, and residents of Racine, in the county of Racine, and in the State of Wisconsin, have invented certain new and useful Improvements in Handles for Valises; and we do hereby declare that the following is a full, clear, and exact description thereof.

Our invention relates to new and useful improvements in handles for valises; and it consists in the matters hereinafter described, and more particularly pointed out in the appended claims.

In the accompanying drawings, illustrating our invention, Figure 1 is a side elevation of a valise-handle embodying our invention, one end of the same being shown in section. Fig. 2 is a top plan view of the same with a portion of the metallic strip broken away. Fig. 3 is a cross-section on line 3 3 of Fig. 1. Fig. 4 is a cross-section on line 4 4 of Fig. 1. Fig. 5 is a cross-section on line 5 5 of Fig. 1.

In said drawings, A indicates the handle, preferably formed of one piece of leather, arranged to inclose a suitable filling B and joined together at its edges by stitching C.

D indicates a metallic strip arranged upon the upper side of the handle A, so as to cover the stitching C, said strip being preferably made of a sufficient length to be carried down around the ends of the handle and up upon the under side of the ends of said handle, as shown in Fig. 1.

The leather cover A of the handle is carried around in the form of a loop E at each end of the handle, and a metallic lining-piece *e* is provided upon the inside of each of said loops E to prevent wear of said loops. The ends of the metallic strip D form a protecting-cover upon the outside of said loops, and a rivet F serves to unite the leather cover, the inner metallic lining *e*, and the outer curved end of the metallic covering D, as is shown in the drawings, Fig. 1.

In constructing the handles in accordance with our invention the strip of leather from which the cover of the handle is formed is bent around, as shown in Fig. 1 of the drawings, and the extreme end of said piece is in-

serted under the leather cover at the upper side of the end of the handle.

By our improved form of construction a very strong and durable handle is provided. The continuous metallic cover D makes the surface of the handle smooth and comfortable to the hand, and the stitching of the handle is effectually protected from injury. This is a very great advantage over the ordinary forms of handles, inasmuch as in all other forms of handles the seams forming the leather cover are exposed and are very apt to chafe the hand, and to be therefore very uncomfortable to the hand of the user. The metallic protecting-piece furthermore affords a convenient means for applying the name of the owner to the valise and does away with the necessity of a separate name-plate. It will thus be seen that by our improved construction is provided a very simple, cheap, neat, and durable handle, and one that will be much more comfortable to the hand than the ordinary forms of handles.

Having thus described our invention, what we claim as new, and desire to secure by Letters Patent of the United States, is—

1. In a valise-handle, the combination, with a suitable center or body, of a tubular cover, of leather or other suitable material, said tubular cover being joined together at its edges at the upper side of the handle, and a protecting-piece formed from a single piece of metal and extending from end to end of the handle, said protecting-strip being arranged to cover said joint, substantially as described.

2. The combination, in a valise-handle, of a suitable center or body, a covering, of leather or other suitable material, surrounding the same, said cover being formed from a single piece or strip united at its edges at the top of the handle, the ends of said strip being bent into the form of a loop, and a metallic protecting-strip extending longitudinally of the handle over the joint between the edges of said covering, the ends of said protecting-strip being also bent around into the form of loops and serving to protect the loops in the ends of the covering, substantially as and for the purposes described.

3. In a valise-handle, the combination, with a suitable center or body, of a tubular cover-

ing formed from a single strip of leather or
other suitable material, the edges of said strip
being seamed together at the upper side of
the handle, the ends of said strip being formed
5 into loops at the ends of the handle, a pro-
tecting-strip of metal extending longitudi-
nally of the handle over said seam and formed
into loops at its ends, said loops serving to
protect the loops on the ends of the said
10 leather covering, and an inner metallic pro-
tecting-loop located upon the inside of each

of said loops on the ends of said leather strip,
substantially as described.

In testimony that we claim the foregoing we
have hereunto set our hands, at Racine, in the 15
county of Racine and State of Wisconsin, in
the presence of two witnesses.

RICHARD EISENMAN.
HUBERT VAN BREE.

Witnesses:

JOHN W. OWEN,
H. G. SMIEDING.