

(No Model.)

C. C. FORNCROOK.  
WHIFFLETREE.

No. 457,046.

Patented Aug. 4, 1891.

FIG. 1.

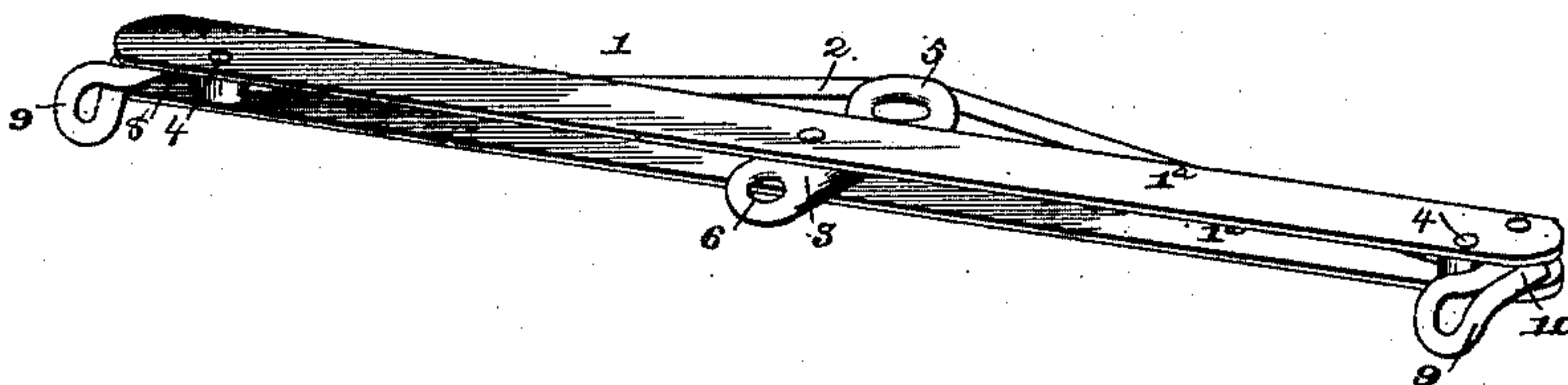


FIG. 2.

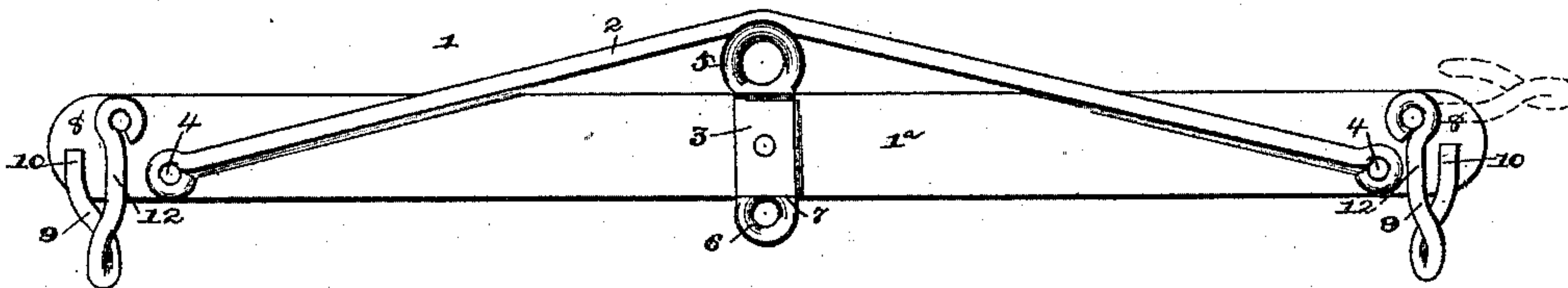


FIG. 3.

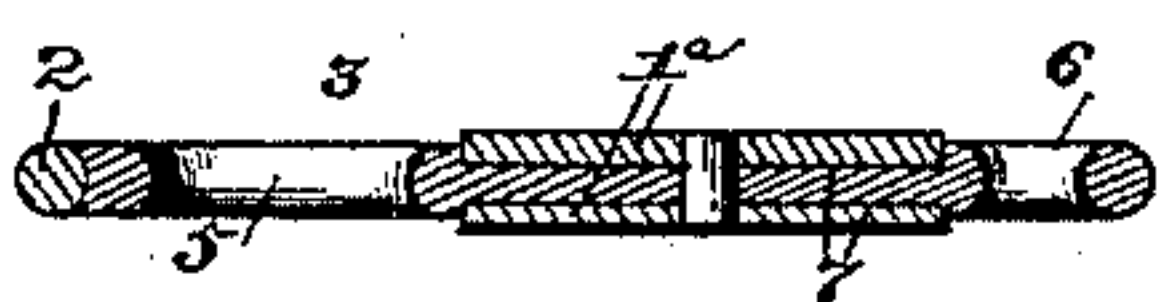
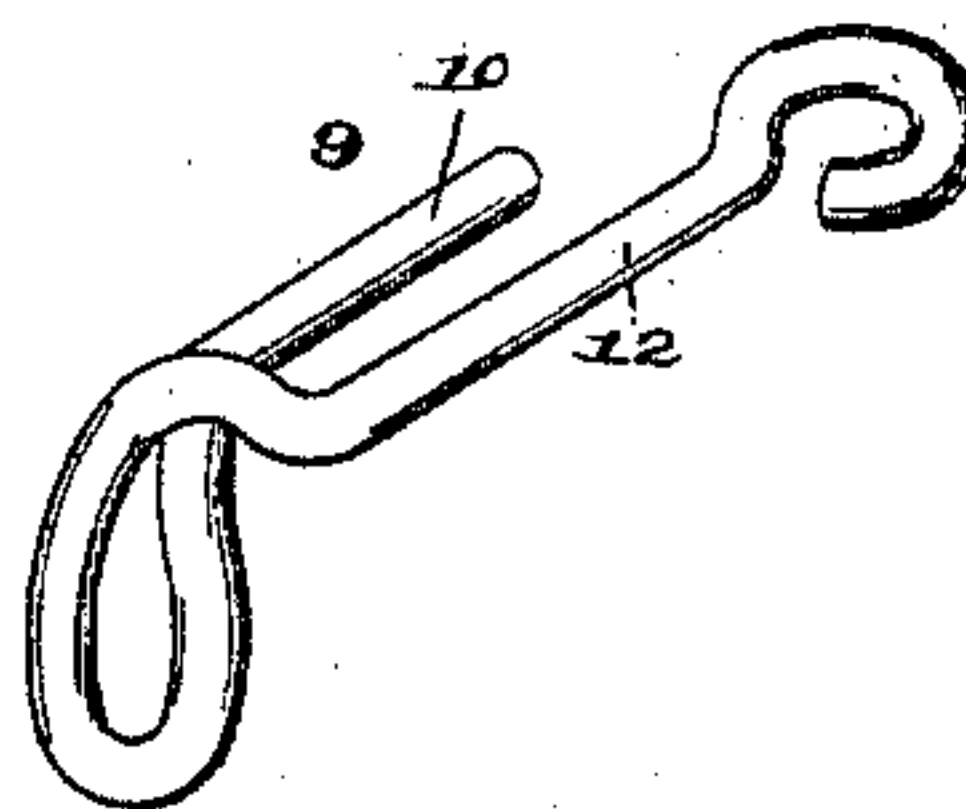


FIG. 4.



Witnesses

Inventor

E. S. Duvall Jr. By his Attorneys,  
H. J. Riley

Charles C. Forncrook.  
C. A. Snow & Co.

# UNITED STATES PATENT OFFICE.

CHARLES C. FORNCROOK, OF HERMITAGE, NEW YORK.

## WHIFFLETREE.

SPECIFICATION forming part of Letters Patent No. 457,046, dated August 4, 1891.

Application filed March 11, 1891. Serial No. 384,570. (No model.)

*To all whom it may concern:*

Be it known that I, CHARLES C. FORNCROOK, a citizen of the United States, residing at Hermitage, in the county of Wyoming and State of New York, have invented a new and useful Whiffletree, of which the following is a specification.

The invention relates to improvements in whiffletrees.

10 The object of the present invention is to simplify and improve the construction of whiffletrees and increase their strength and durability.

15 The invention consists in the construction and novel combination and arrangement of parts hereinafter fully described, illustrated in the accompanying drawings, and pointed out in the claims hereto appended.

20 In the drawings, Figure 1 is a perspective view of a whiffletree constructed in accordance with this invention. Fig. 2 is a plan view, one of the plates being removed. Fig. 3 is a transverse sectional view. Fig. 4 is a detail view of one of the whiffletree-hooks.

25 Referring to the accompanying drawings, 1 designates a whiffletree consisting of parallel plates or thin bars 1<sup>a</sup>, constructed of suitable metal, preferably steel, a brace-rod 2, arranged at the back of the plates and having its ends secured between the plates, and a strut 3, centrally secured between the plates and extending rearward therefrom and supporting the brace or truss rod at the center thereof. The ends of the brace or truss rod are provided with perforations, through which pass rivets 4, and the strut 3 is constructed of metal and is provided with a rearward-extending loop 5, which has its rear edge grooved to receive the brace or truss rod, and the strut is provided at its front end with an eye 6 to receive the pivot-bolt of the whiffletree, and it has its faces recessed at 7 to receive the plates or thin bars 1<sup>a</sup>, and the rivets or bolts for securing the brace or truss rod and the strut to the plates also serve to secure the plates together. The ends of the brace or truss rod 2 are arranged a short distance from the ends of the plates 1<sup>a</sup> to provide recesses 8, and pivoted in the recesses 8 are whiffletree-hooks 9, which are provided with rearward extensions 10, arranged parallel with the shanks 12 and adapted to be received within the recesses 8 when the hooks

are in operative position, whereby a trace is prevented from becoming accidentally disengaged. By swinging the whiffletree-hooks rearward the extensions 10 are carried out of the recesses to open the mouths of the hooks to enable a trace to be attached or removed.

From the foregoing description and the accompanying drawings the construction, operation, and advantages of the invention will readily be understood.

What I claim is—

1. A whiffletree comprising the parallel plates, the brace or truss rod having its ends secured between the plates, and the strut centrally secured between the plates and provided at its front with an eye and at its rear with a loop having its outer edge grooved and receiving the brace or truss rod, substantially as described.

2. A whiffletree comprising the plates, the brace or truss rod secured between the plates a short distance from the ends of the latter and forming recesses 8, the strut centrally secured between the plates and provided with an eye and supporting the brace or truss rod, and the hooks having their shanks pivoted in the recesses and provided with extensions arranged parallel with the shanks and adapted to be received within the recesses, substantially as described.

3. A whiffletree comprising the parallel plates, the brace or truss rod having its ends secured between the plates, and the strut secured intermediate its ends between the plates and provided at its front with an eye extending outward in front of the plates and at its rear with a loop receiving the brace or truss rod, substantially as described.

4. A whiffletree comprising the plates, the brace or truss rod secured between the plates a short distance from the ends of the latter and forming recesses 8, and the hooks having their shanks pivoted in the recesses and provided with extensions arranged parallel with the shanks and adapted to be received within the recesses, substantially as described.

In testimony that I claim the foregoing as my own I have hereto affixed my signature in presence of two witnesses.

CHARLES C. FORNCROOK.

Witnesses:

AUGUSTUS E. BELDEN,  
JAMES L. BLODGET.